

seating

chairs, stools, sofas, tables and storage

SPECIFICATION GUIDE - AUG 2024

Contents

Portfolio Overview

Executive Seating



Hugo - 15



Enna - 17

Task and Meeting Seating



i-sit - 19



i-sit Lite - 22



Mix - 24



Match - 28



Solo - 30



Loop - 33

Operator and Meeting Seating



Vida - 35



Eden - 37



Team Plus Mesh - 39



Team Plus Grande - 41

Agile Seating



Team Plus - 43



Breeze - 45



Tempo - 48



Infinity - 51

Meeting Chairs



Ace - 53



Leola - 55



Salto - 58



Milo - 63



i-sit - 66



Moda - 68



Infinity - 70

Contents

Portfolio Overview

Multi-Purpose Seating



Ace - 73



Leola - 76



Zen - 81



Multiply - 83



Vice Versa - 87



Kiro - 90



Salto - 93



Hampton - 102



Pablo - 104



Fusion - 106



Norden - 111



Form - 113



Bill - 121



Ben - 123



Aura - 125



Latte - 127



Explorer - 129

Stools



Ace - 131



Ovo - 133



Escape - 135



Zen - 137



Multiply - 139



Vice Versa - 143



Kiro - 146

Contents

Portfolio Overview

Stools



Pablo - 148



Vegas - 150



Ritz - 152



Bill - 154



Bob - 156



Aura - 158



Perch - 160



Halo - 162



Mario - 164

Visitor and Lounge Seating



Milo - 166



Elipsa - 168



Ovo - 171



Fusion - 175



Cascara - 178



Myla - 183



Luma - 186



Lusso - 188



Escape - 190

Pods and Booths



Host One and Two - 193



Serene One and Two - 196



Retreat - 201



Georgia - 205

Contents

Portfolio Overview

Soft Seating



Evo Plus High Back - 210



Evo Plus Medium Back - 216



Evo Plus - 222



Ella - 228



Dalton - 231



Madison - 234



Hektor - 236



Kouch - 238



Sofia - 240



Nero - 242



Cushions - 244

Modular Seating



Pill - 246



Segment - 248



Adaptiv - 250



Luca - 253

Contents

Portfolio Overview

	Page		Page
Elite Office Furniture	6	Stools	
Standards and Accreditations	7	Ace	131
Services	8	Ovo	133
Ergonomics	9	Escape	135
The Designers	10	Zen	137
Finishes	11	Multiply	139
Fabric Bandings	13	Vice Versa	143
		Kiro	146
Executive Seating		Pablo	148
Hugo	15	Vegas	150
Enna	17	Ritz	152
		Bill	154
Task and Meeting Seating		Bob	156
i-sit	19	Aura	158
i-sit lite	22	Perch	160
Mix	24	Halo	162
Match	28	Mario	164
Solo	30		
Loop	33	Visitor and Lounge Seating	
Vida	35	Milo	166
		Eliipsa	168
Operator and Meeting Seating		Ovo	171
Eden	37	Fusion	175
Team Plus Mesh	39	Cascara	178
Team Plus Grande	41	Myla	183
Team Plus	43	Luma	186
		Lusso	188
Agile Seating		Escape	190
Breeze	45		
Tempo	48	Pods and Booths	
Infinity	51	Host	193
Ace	53	Serene	196
Leola	55	Retreat	201
Salto	58	Georgia	205
Castor Options	61	Soft Seating	
		Evo Plus High Back	210
Meeting Chairs		Evo Plus Medium Back	216
Milo	63	Evo Plus	222
i-sit	66	Ella	228
Moda	68	Dalton	231
Infinity	70	Madison	234
		Hektor	236
Multi-Purpose Seating		Kouch	238
Ace	73	Sofia	240
Leola	76	Nero	242
Zen	81	Cushions	244
Multiply	83		
Vice Versa	87	Modular Seating	
Kiro	90	Pill	246
Salto	93	Segment	248
Hampton	102	Adaptiv	250
Pablo	104	Luca	253
Fusion	106		
Norden	111	Conference / Meeting Tables	255
Form	113	Benches	268
Bill	121	Accessories	285
Ben	123	Cubeform	297
Aura	125	Oases	314
Latte	127	Hive	323
Explorer	129	Park	224
		Hush	325
		Modular Tables	326
		Meeting	327
		Bar	338
		Coffee	340
		Technical Information	351
		Notes	376
		Terms and Conditions	377

Elite Office Furniture

Contact Information and Our Introduction



Head Office, Showroom and Factory

Elite Road
Goole
East Yorkshire
DN14 8BF

t: +44 (0)1405 746000

email: sales@elite-furniture.co.uk
www.elite-furniture.co.uk



London Office and Showroom

81-87 St John Street
Clerkenwell
London
EC1M 4NQ

t: +44 (0)20 7490 4909

email: londonshowroom@elite-furniture.co.uk

Proudly Manufactured in Great Britain



Our History

In 1986, Elite Office Furniture began production in Howden, East Yorkshire. Two years later production moved to larger premises in Goole, East Yorkshire with a workforce of 12.

The business has seen progressive growth over the last 37 years, now standing as a multi-million-pound business, occupying 244,254 sq ft of manufacturing space and employing 150 people.

Our people are at the heart of everything we do, with the current workforce still bearing the original staff and factory operatives that started with the company all them years ago.

Our Future

Strategic decisions being made now are pathing the way for further success at Elite.

Our new manufacturing facility sustains future production and allows us to develop within the industry, not only as a major competitor, but one with strong credentials to minimising the effect of manufacturing on the environment.

Because of our investment, we believe the future at Elite going to be exciting, a journey we want you to be a part of.

Standards

Furniture, Acoustic Screen, Dividing Screen and Seating Accreditations



Furniture Accreditations

- BS EN 527-1:2011
Office furniture desking dimensions.
- BS EN 527-2:2002
Office furniture desking mechanical safety requirements.
- BS EN 527-3:2003
Office furniture desking strength and stability.
- BS EN ISO 9241-5:1999
Ergonomics of VDU/TFT screen usage within offices.
- BS 4875-7:2006
Strength and stability of shelving.
Test level 4 (shelves only).
- BS 6396:2008 + A1:2015
Office furniture desking electrical systems.
- BS EN 13722:2004
Gloss/reflective level testing on furniture surfaces.
- BS EN 14073-2:2004
Strength and rigidity testing of storage furniture part 2.
- BS EN 14073-3:2004
Strength and rigidity testing of storage furniture part 3.
- BS EN 14074:2004
Endurance and stability testing of storage furniture.
- BS EN 15372:2008 level 2
Standard and folding tables structurally suitable and stable for general contract use.
- BS EN 14323:2004
Dual Board resistance to scratching, cracking and staining.

Dividing Screen Accreditations

- BS 476-7:1987
Flammability test for Screens (Class 2).
- BS EN 1023-1:1997
Office furniture screens, dimensions.
- BS EN 1023-2:2000
Office furniture screens, mechanical safety requirements.
- BS EN 1023-3:2000
Office furniture screens, test methods.

Seating Accreditations

- BS EN 1022:2005
Seating, determination of stability.
- BS EN 1335-1 + BS EN 1335-2 + BS EN 1335-3
Office work chairs safety test methods.
- BS EN 1728:2012 + AC:2013
Seat and Back Static Load Test and Durability.
Front and Back Fatigue Test and Impact Test.
- BS EN 5459-2: 2000+A2:2008
Office seating for use by person weighing up to 150kg and for use up-to 24 hours a day.
- BS EN 13761:2002
Visitor Chairs - Dimensions and Safety Requirements.
- BS EN 15373:2007 level 2
Seating strength, durability and safety.
Requirements for non-domestic seating.
- BS EN 16139:2013
4 Legged and cantilever seating, strength, durability and safety requirements.
- BS EN 10025:1993
Specification for hot rolled products of non-alloy structural steels and their technical delivery conditions.
Applicable to all chrome plated parts.
- ANSI/BIFMA X5.1-2011
International testing certificate for office chairs.
Sections:05,11.3,13,14 and 15.
- TUV Eco-Circle 2008
Tested for recyclable content, harmful substances, energy saving and ergonomic design.
- NEOCON
Silver Award Winner 2013 Chicago, USA.

Acoustic Screen Accreditations

- BS EN ISO 354:2003
Measurement of sound absorption in a reverberation room.
- ISO 11654:1997
Sound absorbers for use in buildings - Rating of sound absorption.
- ISO 9613-2:1996
Attenuation of sound during propagation outdoors.
- ISO 9613-1:1993
Calculation of the absorption of sound by the atmosphere.
- BS EN 12667:2001
Thermal Conductivity / Resistance Performance.
- BS EN 13501-1:2007 +A1:2009
Fire Classification Of Construction Products Building Elements.
- BS EN 13823:2010 + A1:2014
Reaction to Fire Tests. Thermal attack by single burning item.
- BS EN ISO 11925-2:2010
Reaction to Fire Tests. Ignitability of building products subjected to direct impregnation of flame - part 2 Single-flame source test.

Services

Design Services and Chair in a Box

Design Services

At the heart of Elite lies our design and marketing department that over twenty years has grown from one to seven members. The workplace is continuously evolving, with new concepts and studies shaping the way we design the environment. Our most effective way of maintaining focus on current workplace trends is through attendance at trade shows and exhibitions where we have the opportunity to meet designers and industry influencers who are selected as key-speakers, often covering pressing industry topics.


The design team delivers a breadth of varied services from 2D spacial planning to realistic 3D computer generated visuals. Whether space permits large volumes of staffing or space is an issue, the team will offer successful and practical solutions that take advantage of the available space.

Each project is carefully analysed to achieve the very best layout and conformability to your requirements, complying to current health and safety laws and guidelines. 3D design is now a well-established practice in office design and provides the best method of illustrating office layout designs. We are working to industry standard BIM level 2, that involves developing building information in a collaborative 3D environment with data attached.

For your convenience, all available CAD and Revit Blocks, Product Thumbnails and Assembly Instructions are available at: <https://www.elite-furniture.co.uk/project/downloads/>



Chair in a Box

Elite offer two different 'boxed' seating delivery options. Delivery cost is dependant on the option you choose, please see below the two options that are available including the code required for when placing your order. For compatibility, please look for the following icon next to your chosen chair. 

Option 1: Elite Delivery

Chairs boxed at the factory and delivered using the standard Elite transport method to your registered (regular) warehouse address. Delivery based on weekday multi drop vehicles / untimed delivery.

The cost for this option is **per chair**.

When ordering please suffix the chair code with **.../BOX1**.

Option 2: Courier Delivery

Chairs boxed and shipped using a courier service to your requested UK mainland address. In these instances where speed and convenience is of the essence, chairs can be dispatched within 24 hours post manufacture. No guarantee can be made regarding the exact time of delivery. 9am - 5pm is standard.

Chairs delivered by courier are dispatched in a box 1000mm high (maximum). Please expect some models to be delivered in KD format in order to comply with the couriers tolerance height for shipping. In these instances it may be the case that minimal assembly is required on arrival.

The cost for courier delivery is **per chair**.

Delivery time is 24-48 hours upon collection by the courier.

When ordering please suffix the chair code with **.../BOX2**.



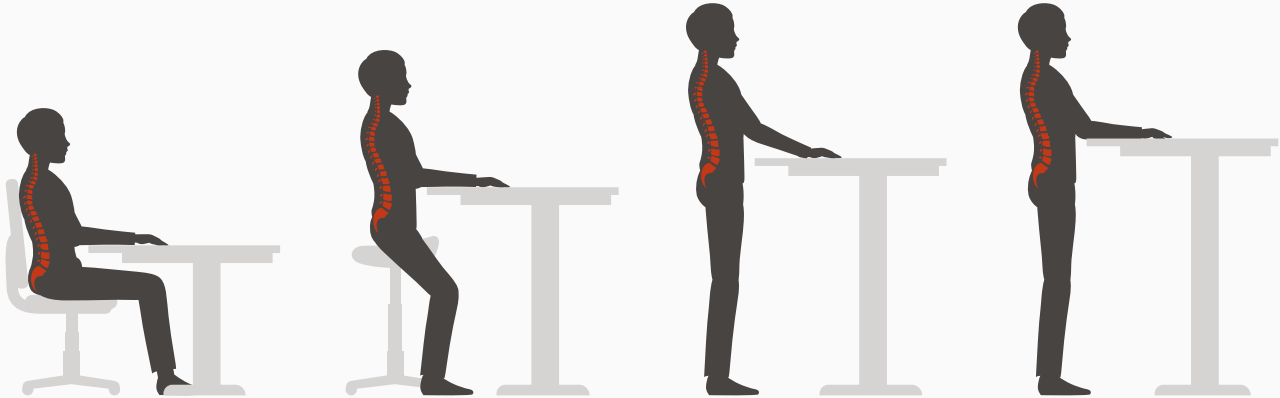
Ergonomics

Overview and Guidelines

Ergonomics Overview

Ergonomics is an applied science that aims to understand people physically and psychologically, in order to design and arrange products, environments and processes for human interaction in the most safe and efficient ways.

Sitting with the correct posture is crucial for maintaining good health, allowing bones and joints to align, decreasing the abnormal wearing of joints that could cause joint pain or even degenerative arthritis. It also reduces stress on the ligaments holding spinal joints together, minimizing the likelihood of injury. There are increasing reports of musculoskeletal disorders caused by poor workstation set ups, poor posture, repetitive movements, intensive work and infrequent breaks.



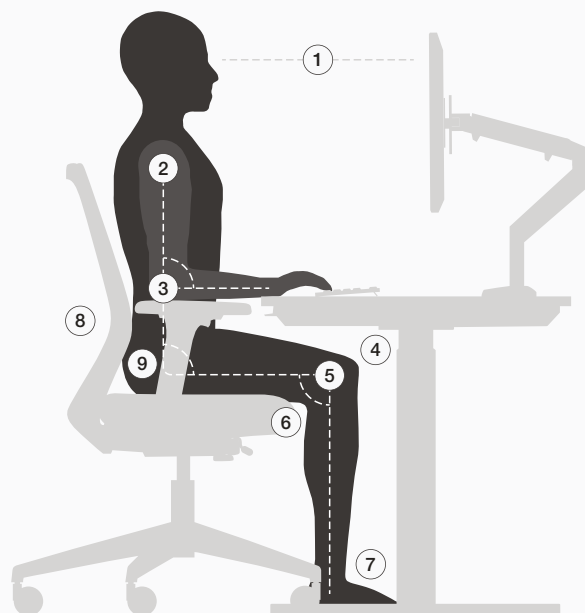
A good posture allows muscles to work more efficiently, allowing the body to use less energy and therefore, preventing muscle fatigue. It helps prevent muscle strain, overuse disorders and even back and muscular pain. Taking care of your posture will maximise comfort, safety and performance, allowing you to focus on what's important.

Chairs that have given consideration for ergonomics have a multitude of advantages. As well as correctly supporting the users posture, they provide supreme comfort with headrests, preventing neck problems and the inclusion of a cushioned seat pad as opposed to a hard seat reduces the pressure on the hips.

The diagram below illustrates the recommended natural posture, demonstrating less stress on the body, reducing the chances of harm and injury to the individual. The ergonomic chair ensures appropriate alignment of the body including the eyes, head, neck, shoulders, arms, back, knees and feet all in relation to the desk and computer screen.

Posture Guidelines

- 1 Maintain a distance between eyes and screen of 500mm to 700mm.
- 2 Keep your shoulders relaxed and not raised.
- 3 Keep your forearms horizontal and elbows bent at an angle slightly in excess of 90°.
- 4 Maintain a distance between knees and desk of 80 to 100mm.
- 5 Avoid pressure to the area behind the knees.
- 6 Keep your legs bent at an angle of between 90° to 120°.
- 7 Keep your feet resting on the floor.
- 8 Let the backrest support your back.
- 9 Sit firmly against the back with a small gap between the front of the seat pad and the back of your knees.



The Designers

Overview



Zoran Jedrejčić
Ritz



Ralf Umland
i-sit



Claudio Bellini
Loop and Ace



Norbert Geelen
Breeze



Massimo Costaglia and Giulio Mazzanti
Tempo



Alberto Basaglia and Natalia Rota Nodari
Vice Versa



Jeremiah Ferrarese and Paolo Scagnellato
Salto



Paolo Lucidi and Luca Pevere
Zen

Finishes

Dual Board MFC, Nanotech, Edging, Veneer and Solid Wood

Standard Dual Board MFC Finishes

- The 10 finishes below are our standard 25mm and 18mm MFC finishes.
- An MFC finish needs to be specified when ordering an MFC product.



Ash



Autumn Cherry



Beech



Chester Oak



English Walnut



Grey



Grey Nebraska Oak



Laurentii Wenge



Natural Nebraska Oak



White

Standard Nanotech Finishes

- The finish below is our Nanotech finish and is subject to a **2 week lead time**.
- Undercut edging detail option available.
- Contact Customer Services for specification, prices and lead time.



Black Matt MDF

Standard Contrasting Edging Options for White Dual Board MFC and Nanotech Finishes

- The 3 finishes below are standard edging options for 25mm White Dual Board MFC and Nanotech finishes only.
- Colourmatched edging will be applied if an edging finish has not been specified when ordering an MFC or Nanotech product.
- On White Dual Board MFC products, Add £36 retail per top for Black or Laurentii Wenge edging and add £46 retail per top for Plywood Effect edging.
- On Nanotech products, Add £0 retail per top for Black, Laurentii Wenge and Plywood Effect edging.



Black
with White
Add surcharge per top



Laurentii Wenge
with White
Add surcharge per top



Plywood Effect
with White
Add surcharge per top

Standard Veneer Finishes

- The 2 finishes below are our standard 25mm and 18mm Veneer finishes.
- Elite cannot guarantee continuity in the appearance of veneer panels.
- Elite process pre-veneered boards that cannot be book or colour matched.




Oak



Walnut

Solid Wood Finishes

- The finish below is a non-standard 32mm Solid Wood finish that can be specified on Alto, Harmony and Loco Benches only.
- Finish supplied with square edging only.
 - This material is natural and it's appearance will vary including grain patterns and burring / knots in the surface.
 - Subject to a **3 week lead time**, see individual product pages for specification and pricing.



Oak (32mm)

Whilst every effort has been made to ensure accurate colours are illustrated in this document, there may be a slight colour difference due to the printing process, therefore please refer to our colour sample swatches prior to ordering.

Finishes

Wooden Frame and Metalwork Finishes

Wooden Frame Finishes

- One of the 2 finishes (top) below are available as standard on ranges where wooden frames are specified, see individual product pages for specification and pricing.
- The 6 finishes (bottom) below are available on ranges where wooden frames are specified, see individual product pages for specification and pricing.
- Due to the staining process and the use of natural materials, no guarantee can be given to the final appearance and continuity when staining timber products.
- See individual product pages for specification and pricing.



Ash



Beech



Stained Walnut




Stained Espresso



Stained Wenge



Stained Black



Stained Grey



White

Standard Metalwork Finishes

- The 3 finishes below are our standard Metalwork finishes.



Elite Silver
RAL 9006



Black Graphite
RAL 9004



White
RAL 9003

Item Specific Metalwork Finishes

- The 10 finishes below are non-standard Metalwork finishes which can be specified where indicated.
- Add specified price or add 15% to retail price for Chrome Effect finish and 5% to retail price for Raw and Black finish.
- Add specified price or add 12% to retail price for Praline, Olive Green, Atlantic Blue, Sapphire Blue, Mustard Yellow, Terracotta and Conker Brown finishes and is subject to a 2 week lead time.
- See individual product pages for further specification and pricing.




Chrome Effect
Add surcharge on
non-Seating Products



Raw
Add surcharge on
non-Seating Products



Black
RAL 9005
Add surcharge



Praline
Add surcharge on
non-Seating Products




Olive Green
Add surcharge on
non-Seating Products



Atlantic Blue
Add surcharge on
non-Seating Products



Sapphire Blue
Add surcharge on
non-Seating Products



Mustard Yellow
Add surcharge on
non-Seating Products



Terracotta
Add surcharge on
non-Seating Products



Conker Brown
Add surcharge on
non-Seating Products

Whilst every effort has been made to ensure accurate colours are illustrated in this document, there may be a slight colour difference due to the printing process, therefore please refer to our colour sample swatches prior to ordering.

Finishes

Fabric Bandings Groups 1-4

Group 1

Abbotsford Classic Plain (€+) (👤)
Abbotsford Classic Herringbone (€+) (👤)
Agua Chea (€+) (👤)
Agua Task (€+) (👤)
Camira Advantage (👤) (👤)
Camira Citadel (👤)
Camira Era (👤)
Camira Gravity (👤)
Camira Phoenix (👤)
Camira Rivet (👤)
Camira Xtreme (👤)
Gabriel Chilli (👤) (👤)
Gabriel Fighter (👤)
Gabriel Noma (👤)
Gabriel Tonal (👤)
Inloom Alba
Inloom Bondai
Inloom Radio
Panaz Highland (👤)
Panaz Marna
Panaz Noble
Chieftain Just Colour (Vinyl) (👤)
Chieftain Just Patterns (Vinyl) (👤)
Chieftain Trimcell Classic (Vinyl) (👤)
Chieftain Trimcell Legend (Vinyl) (👤)
Panaz Cadet (All) (Vinyl) (👤)
Yarwood Dollaro (Vinyl) (👤) (€+)

Group 2

Agua Hana (👤) (€+)
Agua Lavoro (👤) (€+)
Agua Libra (👤) (€+)
Agua Vina (👤) (€+)
Camira Aspect (👤) (👤)
Camira Chateau (👤)
Camira Main Line Plus (👤) (👤)
Camira Quest (👤) (👤)
Camira Replay (👤) (👤)
Camira Sprint (👤)
Camira Urban (👤) (👤)
Camira X2 (👤)
Gabriel Atlantic
Gabriel Blend (👤)
Gabriel Cura (👤)
Gabriel Go Check (👤) (👤)
Gabriel Go Couture (👤)
Gabriel Go Uni (👤)
Gabriel Medley (👤)
Gabriel Renewed Loop (👤)
Gabriel Step (👤) (👤)
Gabriel Step Melange (👤) (👤)
Inloom King Flex
Inloom One
Inloom Time (👤)
Panaz Alba
Panaz Eve (👤)
Panaz Harvard (👤)
Panaz Highland Stretch (Matte) (👤)
Panaz Microvelle
Panaz Montagu (👤)
Panaz Riva
Agua Paint Pot (Vinyl) (👤) (€+)
Camira Vita (Vinyl) (👤) (👤)
Panaz Aston (Vinyl) (👤)
Panaz Brookland (Vinyl) (👤)
Panaz Morgan Pro (Vinyl) (👤)
Panaz Soft Touch Pro (Vinyl) (👤)
Panaz Vintage (Vinyl)
Spradling Mardi Gras (Vinyl) (👤) (€+)
Spradling Tannery (Vinyl) (€+)
Spradling Valencia C5 (Vinyl) (👤) (€+)

Group 3

Agua Buro (👤) (€+)
Agua Eden (€+) (👤)
Agua Linetta (€+) (👤)
Agua Primeira (👤) (€+)
Camira Main Line Flax (👤) (👤)
Camira Nexus (👤)
Camira Penta (👤)
Camira Sumi (👤) (👤)
Camira Synergy (👤) (👤)
Gabriel Athlon (👤)
Gabriel Connect (👤) (👤)
Gabriel Contour
Gabriel Cyber (👤)
Gabriel Felicity
Gabriel Focus (👤) (👤)
Gabriel Focus Melange (👤) (👤)
Gabriel Grain (👤) (👤)
Gabriel Lense (👤)
Gabriel Mica
Gabriel Swing (👤)
Inloom Jeans (👤)
Inloom Jet
Inloom Milano (👤)
Inloom Respun
Inloom Riva
Inloom Roccia (👤)
Panaz Altair (👤)
Panaz Coco
Panaz Kilda
Panaz Linear (👤)
Panaz Luxe Performance Velvet
Svensson Ally (👤)
Svensson Easy
Svensson Hello RE
Svensson Macro
Svensson Semi (👤)
Svensson Tone
Vescom Acton (€+) (👤)
Vescom Samar (👤) (€+)
Agua Entwine (Vinyl) (€+) (👤)
Agua Fleck (Vinyl) (€+) (👤)
Agua Lunar (Vinyl) (👤) (€+)
Agua Taurus (Vinyl) (👤) (€+)
Chieftain Pasha (Vinyl) (👤)
Panaz Vyflex Plus (Vinyl) (👤)
Spradling Maglia C5 (Vinyl) (👤) (€+)
Spradling Silvertex C5 (Vinyl) (👤) (€+)
Spradling Valencia C5 Heritage (Vinyl) (👤) (€+)
Yarwood Churchill (Vinyl) (👤) (€+)



Group 4



Abbotsford Classic Melton (👤) (€+)
Agua Boucle (👤) (€+)
Agua VerdEco (👤) (€+)
Agua Zephyr (👤) (€+)
Camira 24/7+ (👤)
Camira 24/7 Flax (👤) (👤)
Camira Aquarius (👤) (👤)
Camira Blazer (👤) (👤)
Camira Halcyon Aspen (👤)
Camira Halcyon Blossom (👤)
Camira Halcyon Cedar (👤) (👤)
Camira Hemp (👤) (👤)
Camira Hi-Tech (👤)
Camira Intervene Texture (👤) (👤)
Camira Kyoto (👤) (👤)
Camira Main Line Twist (👤) (👤)
Camira Oceanic (👤) (👤)
Camira Track (👤) (👤)
Chieftain Carousel (👤)
Chieftain Ravel (👤)
Gabriel Beyond Loop (👤) (👤)
Gabriel Bond (👤) (👤)
Gabriel Breeze Fusion (👤) (👤)
Gabriel Capture (👤)
Gabriel Crisp (👤) (👤)
Gabriel Europost 2 (👤)
Gabriel Fame (👤)
Gabriel Gaja Classic (👤)
Gabriel Just
Gabriel Mood (👤)
Gabriel Select (👤)
Gabriel Tempt (👤)
Inloom Nautilus (👤)
Inloom Sealife
Panaz Allure
Panaz Shelby
Vescom Aukland (€+) (👤)
Vescom Bowen (€+) (👤)
Vescom Burton (€+) (👤)
Vescom Harding (👤) (€+)
Vescom Lindau (👤) (€+)
Agua Oregon Hyde (Vinyl) (👤) (€+)
Chieftain Lionella (Vinyl) (👤)
Chieftain Multistretch (Vinyl) (👤)
Spradling Chronos (Vinyl) (👤) (€+)
Yarwood Colorado (Vinyl) (👤) (€+)
Yarwood Vintage (Vinyl) (👤) (€+)




Finishes



Fabric Bandings Groups 5-7 and Leather



Group 5

Agua Cord   £+



Agua Pearl   £+



Camira Regent Velvet   


Camira Silk  


Camira Yoredale  

Chieftain Earthly


Gabriel Focus Royal  


Gabriel Morph  


Gabriel Passion 



Inloom Corte 



Inloom Spazio

Svensson Khaki 



Svensson Node 



Vescom Foster  £+


Camira Deca (Vinyl)  


Spradling Artesian (Vinyl)   £+


Group 6


Bute Mercury   £+


Camira Craggan Flax  

Camira Patternmaker 


Gabriel UMBER 

Svensson Cody 

Svensson Harper 



Svensson Heritage 



Svensson Step



Vescom Moore  £+



Chieftain Protect 7 (Vinyl)



Group 7



Bute Elgin   £+



Bute Identity Clan   £+


Bute Identity Kin   £+


Bute Magic   £+


Bute Strata Mason   £+


Bute Strata Mineral   £+


Camira Revolution  


Camira Synergy Quilt Channel 


Camira Synergy Quilt Chevron 



Camira Synergy Quilt Hourglass 



Gabriel Comfort + 



Gabriel Cubic 



Gabriel Nobel 


Inloom Nabucco 



Kvadrat Clara 2   £+



Kvadrat Field 2   £+


Kvadrat Floyd   £+


Kvadrat Reflect   £+


Kvadrat Relate  £+


Kvadrat Remix 3   £+


Kvadrat Steelcut Trio 3   £+

Svensson Accessoire 


Svensson Balance 



Svensson Club 

Svensson Debut 

Svensson Ink 

Svensson Mingel


Svensson Poppy 


Camira Layer (Vinyl)  


Leather

Crest Shelly   £+

Yarwood Style   £+

Recommended for our soft seating ranges 

Fabrics available for products on a one-week lead time - Please note, UK stocked colourways only - Please check before ordering 

Surcharge Applicable  £+

* Please note, when ordering less than 10 units in any Abbotsford, Agua, Bute, Spradling or Yarwood fabric, the order will be subject to a surcharge

* Please note, when ordering less than 10 units in any Crest fabric, the order will be subject to a surcharge

* Please note, when ordering less than 15 units in any Kvadrat fabric, the order will be subject to a surcharge

* Please note, when ordering less than 15 units in any Vescom fabric, the order will be subject to a surcharge

When multiple fabric band selections are specified, the unit price will reflect the highest band fabric requested

Hugo

Executive Task Seating



Hugo offers an executive seating range suited to sophisticated environments such as director's offices, management suites and boardrooms. Upholstered in a luxurious black leather, the range is extremely durable, easy to care for, comfortable and environmentally friendly. The range offers the option of elegant chrome fixed arms or adjustable arm supports.



Hugo

Executive Task Seating

Task: Black leather seat and back - Polished aluminium shell - Fixed or 4D arms - Lockable back tilt (3 positions)
Self-weighted mechanism with additional manual tension adjustment - Seat height adjustment - Seat slide
670mm polished aluminium five-star base with 60mm PU castors as standard on task chairs


The dimensions of the new seating items below are subject to change.

 Qualifies for Chair in a Box Delivery Service, see page 8



**Five-Star Executive Task Chair
with Fixed Arms**


670w x 670d x 1135h x 580sh

 **HUG/FA**



**Five-Star Executive Task Chair
with 4D Arms**

675w x 670d x 1135h x 580sh

 **HUG/4D**

Hugo Finishes

Base Finishes

Polished Aluminium (Standard)
Add surcharge for Black Painted, suffix **.../BB**

.../BB

Hugo Options

Castor Options

Add surcharge for Glides, suffix **.../G**

Castor Options



.../G

Enna

Executive Task and Meeting Seating



Enna embodies a discreetly elegant and classical combination, that is suited to stylish and sophisticated environments. Refined and mature, Enna offers the perfect union of ribbed soft black leather and chrome. The range provides comfort and style in a high or medium back, with the option to select a cantilever base.



Enna

Executive Task and Meeting Seating

Available on a 1 Week Lead Time

Task: High or Medium Back - Ribbed soft black leather seat/back - Black plastic shell - Chrome fixed height arms - Knee tilt mechanism
Body weight tension adjustment - Seat height adjustment - 660mm polished aluminium five-star base
50mm twin hard wheeled black castor with chrome hood as standard on task chairs

Cantilever: Medium back - Ribbed soft black leather seat/back - Black plastic shell - Chrome fixed height arms - Chrome frame - Protective glides

 One-week lead time  Qualifies for Chair in a Box Delivery Service, see page 8



Five-Star Executive High Back Task Chair
660w x 665d x 1130h x 505sh

 ENNHB



Five-Star Executive Medium Back Task Chair
660w x 660d x 945h x 505sh

 ENN



Executive Medium Back Cantilever Chair
560w x 620d x 915h x 490sh

 ENNC

Enna Options

Castor Options for Executive Task Chairs

Add surcharge for Glides, suffix .../G

Castor Options



.../G

i-sit

Task and Meeting Seating



The complete i-sit family is based on a modular principle that focuses on the use of a universal frame, avoiding the need for multiple components. The modular concept allows the entire product range to follow a clear design line offering users the ability to select a harmonious configuration to suit their needs. i-sit uniquely combines design and innovation in an affordable package making it perfect for all markets and organisations.



95.5%
Recyclability

Task: Designed by Ralf Umland - 24-hour chair - Upholstered or mesh back - Upholstered seat - Black plastic shell - Height adjustable back (8 positions) Rapid back tension adjustment - Lockable back angle (3 positions) - Depth adjustable lumbar support - Forward dynamic tilt (3° or 6° setting) Ergonomic synchronous mechanism - Seat height and 60mm sliding seat depth adjustment - CMHR moulded foam 710mm black nylon five-star base as standard on task chairs - 60mm load controlled black castors - Optional headrest, arms and fabric insert back

Certifications: BS EN 5459-2:2000+A2:2008 - BS EN 16139:2013 - BS EN 1335-3:2009 - BS EN 15373:2007 Level 2 - BS EN 1022:2005

One-week lead time on selected fabrics, see page 13-14 Qualifies for Chair in a Box Delivery Service, see page 8 24 Hour Chair



Five-Star Task Chair with Upholstered Seat and Back
710w x 710d x 1230h x 605sh

ISIT



Five-Star Task Chair with Upholstered Seat and Mesh Back
710w x 710d x 1230h x 605sh

ISITM

	Upholstered Task Chair: Groups 1-7 and Leather	Group 1 - Add surcharge for Group 2-7 and Leather
	Mesh Back Task Chair: Groups 1-7 and Leather	Group 1 - Add surcharge for Group 2-7 and Leather

i-sit Finishes

Base Finishes

Black Nylon (Standard)
Add surcharge for Polished Aluminium, suffix **.../PB**



i-sit Options

Headrest Options

Add surcharge for Upholstered Headrest, suffix **.../UH**
Add surcharge for Mesh Headrest, suffix **.../MH**

Arm Options

Add surcharge for 2D Arms (Height and Width), suffix **.../2D**
Add surcharge for 4D Arms (Height, Width, Pad Depth and 30° Rotation), suffix **.../4D**
Add surcharge for 4D2 Arms (Height, Width, Pad Depth and 30° Rotation), suffix **.../4D2**

Fabric Insert Back Options for Task Chairs with Upholstered Back

Add surcharge for Group 1, suffix **.../FIB1**, Group 2, suffix **.../FIB2**, Group 3, suffix **.../FIB3**, Group 4, suffix **.../FIB4**, Group 5, suffix **.../FIB5**, Group 6, suffix **.../FIB6**, Group 7, suffix **.../FIB7**, Leather, suffix **.../FIBL**

Headrest Options



.../UH

.../MH

Arm Options



.../2D

.../4D

.../4D2

Back Options



.../FIB...

Cantilever and Four-Legged: Designed by Ralf Umland - Upholstered or mesh back - Upholstered seat - Black plastic shell - CMHR moulded foam 22mm tubular black frame as standard on cantilever and four-legged chairs - Protective feet - Optional arms and fabric insert back Stackable up to 5 chairs high on the floor

Certifications: BS EN 5459-2:2000+A2:2008 - BS EN 16139:2013 - BS EN 1335-3:2009 - BS EN 15373:2007 Level 2 - BS EN 1022:2005

One-week lead time on selected fabrics, see page 13-14 Qualifies for Chair in a Box Delivery Service, see page 8 Stackable



Cantilever Chair with Upholstered Seat and Back
530w x 595d x 865h x 480sh

ISITC



Cantilever Chair with Upholstered Seat and Mesh Back
530w x 595d x 865h x 480sh

ISITCM



Four-Legged Chair with Upholstered Seat and Back
510w x 580d x 855h x 470sh

ISITL



Four-Legged Chair with Upholstered Seat and Mesh Back
510w x 580d x 855h x 470sh

ISITLM

	Upholstered Meeting Chair: Groups 1-7 and Leather	Group 1 - Add surcharge for Group 2-7 and Leather
	Mesh Back Meeting Chair: Groups 1-7 and Leather	Group 1 - Add surcharge for Group 2-7 and Leather

i-sit Finishes

Metal Frame Finishes for Cantilever Chairs

Black (Standard), Silver, suffix **.../SCF**, Black Graphite, suffix **.../BGCF**
Add surcharge for Chrome, suffix **.../CCF**



Metal Frame Finishes for Four-Legged Chairs

Black (Standard), Silver, suffix **.../SLF**, Black Graphite, suffix **.../BGLF**
Add surcharge for Chrome, suffix **.../CLF**



i-sit Options


Arm Options

Add surcharge for Cantilever Fixed Arms, suffix **.../CA**
Add surcharge for Four-Legged Fixed Arms, suffix **.../LA**

Fabric Insert Back Options for Cantilever and Four-Legged Chairs with Upholstered Back

Add surcharge for Group 1, suffix **.../FIB1**, Group 2, suffix **.../FIB2**, Group 3, suffix **.../FIB3**, Group 4, suffix **.../FIB4**, Group 5, suffix **.../FIB5**, Group 6, suffix **.../FIB6**, Group 7, suffix **.../FIB7**, Leather, suffix **.../FIBL**

Arm Options



.../CA

.../LA

Back Options



.../FIB

i-sit lite

Task Seating



As an extension of the i-sit family, i-sit lite shares many of the same innovative attributes. It maintains the modular concept and clean lines as well as the advanced mechanism, providing the ergonomic benefits of i-sit with a particular focus on functionality ensuring the core design principles of the range are not lost. Uniquely combining design, innovation and affordability this is a perfect choice for an array of markets and organisations.



95.5%
Recyclability

i-sit lite

Task Seating

Available on a 1 Week Lead Time

Task: 24-hour chair - Upholstered or mesh back - Upholstered seat - Black plastic shell - Ergonomic synchronous mechanism - Rapid back tension adjustment
 Lockable back angle (3 positions) - Seat height and 60mm sliding seat depth adjustment - CMHR moulded foam
 Black nylon five-star base as standard on task chairs - 60mm twin hard wheeled black castors - Optional headrest, arms and fabric insert back

Certifications: BS EN 5459-2:2000+A2:2008 - BS EN 16139:2013 - BS EN 1335-3:2000 - BS EN 15373:2007 Level 2 - BS EN 1022:2005

One-week lead time on selected fabrics, see page 13-14 Qualifies for Chair in a Box Delivery Service, see page 8 24 Hour Chair



Five-Star Task Chair with Upholstered Seat and Back
 700w x 700d x 1160h x 590sh



Five-Star Task Chair with Upholstered Seat and Mesh Back
 700w x 700d x 1160h x 590sh



	Upholstered Task Chair: Groups 1-7 and Leather	Group 1 - Add surcharge for Group 2-7 and Leather
	Mesh Back Task Chair: Groups 1-7 and Leather	Group 1 - Add surcharge for Group 2-7 and Leather

i-sit lite Finishes

Base Finishes

Black Nylon (Standard)
 Add surcharge for Polished Aluminium, suffix **.../PBL**



i-sit lite Options

Headrest Options

Add surcharge for Upholstered Headrest, suffix **.../UH**
 Add surcharge for Mesh Headrest, suffix **.../MH**

Arm Options

Add surcharge for 2DL Arms (Height and Width), suffix **.../2DL**
 Add surcharge for 4DL Arms (Height, Width, Pad Depth and 30° Rotation), suffix **.../4DL**

Fabric Insert Back Options for Task Chairs with Upholstered Back

Add surcharge for Group 1, suffix **.../FIBL1**, Group 2, suffix **.../FIBL2**, Group 3, suffix **.../FIBL3**, Group 4, suffix **.../FIBL4**, Group 5, suffix **.../FIBL5**, Group 6, suffix **.../FIBL6**, Group 7, suffix **.../FIBL7**, Leather, suffix **.../FIBLL**

Headrest Options



.../UH

.../MH

Arm Options



.../2DL

.../4DL

Back Options



.../FIBL...

Mix

Task and Meeting Seating



The Mix task chair offers clean lines and simple aesthetics at the very heart of its design. A height adjustable, breathable mesh back and lumbar support delivers supreme comfort whilst the synchronised, self-weighting mechanism responds to the user's bodyweight and automatically adjusts the tension of the back tilt. All of this ensures optimal balance and posture for the user. With the choice of a white or black frame and a choice of 27 mesh finishes, it offers maximum personalisation. In summary, Mix is a superior, versatile and ergonomic task chair at an affordable price.



Task and Draughtsman: Black or White mesh back as standard - Upholstered seat - Black plastic shell - Height adjustable mesh back and lumbar support
 Anti-shock locking system (5 positions) - Weight responsive self-adjusting synchronised mechanism - Seat height and sliding seat depth adjustment
 CMHR moulded foam - 710mm black nylon five-star base as standard on task and draughtsman chairs - 60mm twin hard wheeled black castors on task chair
 Chrome footring and black nylon glides on draughtsman chair - Optional headrest, arms and contrasting seat side panel

Cantilever: Black or White mesh back as standard - Upholstered seat - Black plastic shell - Height adjustable mesh back and lumbar support
 CMHR moulded foam - 25mm black tubular frame as standard on cantilever chairs - Protective glides - Optional arms and contrasting seat side panel

Certifications: EN 1335-1:2000 AC:2002 - EN 1335-2:2009, clause 4.1 - EN 1335-3:2009 AC:2009

One-week lead time on selected fabrics, see page 13-14

Qualifies for Chair in a Box Delivery Service, see page 8



Five-Star Task Chair with Upholstered Seat, Mesh Back and Black Plastic Shell

710w x 710d x 1265h x 620sh



MIX/BM
Black Mesh



MIX/WM
White Mesh



Five-Star Draughtsman Chair with Upholstered Seat, Mesh Back and Black Plastic Shell

740w x 740d x 1540h x 920sh



MIXD/BM
Black Mesh



MIXD/WM
White Mesh



Cantilever Chair with Upholstered Seat, Mesh Back and Black Plastic Shell

720w x 680d x 1105h x 485sh



MIXC/BM
Black Mesh



MIXC/WM
White Mesh

Mesh Back Chair:
Groups 1-7 and Leather

Group 1 - Add surcharge for Group 2-7 and Leather

Mix Finishes

Mesh Finishes

Black, White - For alternative mesh colours see page 27 (minimum order of 25 chairs on a 6-8 week lead time)

Black

White

Base Finishes for Task and Draughtsman Chairs

Black Nylon (Standard)

Add surcharge for Polished Aluminium, suffix **.../PB**

.../PB

Metal Frame Finishes for Cantilever Chairs

Black (Standard), Silver, suffix **.../SF**, Black Graphite, suffix **.../BGF**

Add surcharge for Chrome, suffix **.../CF**

.../SF

.../BGF

.../CF

Mix Options

Headrest Options for Task and Draughtsman Chairs

Add surcharge for Upholstered Headrest (Height and Angle Adjustment), suffix **.../UH**

Arm Options

Add surcharge for 2D Arms (Height and Width), suffix **.../2D**

Add surcharge for 4D Arms (Height, Width, Pad Depth and 30° Rotation), suffix **.../4D**

Contrasting Seat Side Panel Options

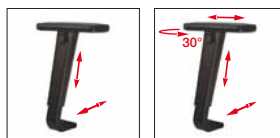
Add surcharge for Group 1, suffix **.../CSP1**, Group 2, suffix **.../CSP2**, Group 3, suffix **.../CSP3**, Group 4, suffix **.../CSP4**, Group 5, suffix **.../CSP5**, Group 6, suffix **.../CSP6**, Group 7, suffix **.../CSP7**

Headrest Options



.../UH


Arm Options



.../2D

.../4D

Fabric Selection Reference



Mix White

Task and Meeting Seating

Available on a 1 Week Lead Time

Task and Draughtsman: Black or White mesh back as standard - Upholstered seat - White plastic shell - Height adjustable mesh back and lumbar support
Anti-shock locking system (5 positions) - Weight responsive self-adjusting synchronised mechanism - Seat height and sliding seat depth adjustment
CMHR moulded foam - 710mm white nylon five-star base as standard on task and draughtsman chairs - 60mm twin hard wheeled black castors on task chair
Chrome footing and black nylon glides on draughtsman chair - Optional headrest, arms and contrasting seat side panel

Cantilever: Black or White mesh back as standard - Upholstered seat - White plastic shell - Height adjustable mesh back and lumbar support
CMHR moulded foam seat - 25mm white tubular frame as standard on cantilever chairs - Protective glides - Optional arms and contrasting seat side panel

Certifications: EN 1335-1:2000 AC:2002 - EN 1335-2:2009, clause 4.1 - EN 1335-3:2009 AC:2009

 One-week lead time on selected fabrics, see page 13-14

 Qualifies for Chair in a Box Delivery Service, see page 8



Five-Star Task Chair with Upholstered Seat, Mesh Back and White Plastic Shell

710w x 710d x 1265h x 620sh



MIXW/BM
Black Mesh



MIXW/WM
White Mesh



Five-Star Draughtsman Chair with Upholstered Seat, Mesh Back and White Plastic Shell

740w x 740d x 1540h x 920sh



MIXDW/BM
Black Mesh



MIXDW/WM
White Mesh



Cantilever Chair with Upholstered Seat, Mesh Back and White Plastic Shell


720w x 680d x 1105h x 485sh



MIXCW/BM
Black Mesh



MIXCW/WM
White Mesh

 **Mesh Back Chair:**
Groups 1-7 and Leather

Group 1 - Add surcharge for Group 2-7 and Leather

Mix White Finishes

Mesh Finishes

Black, White - For alternative mesh colours see page 27 (minimum order of 25 chairs on a 6-8 week lead time)

Black

White

Base Finishes for Task and Draughtsman Chairs

White Nylon (Standard)

Add surcharge for Polished Aluminium, suffix **.../PB**

.../PB

Metal Frame Finishes for Cantilever Chairs

White (Standard), Silver, suffix **.../SF**

Add surcharge for Chrome, suffix **.../CF**

.../SF

.../CF

Mix White Options

Headrest Options for Task and Draughtsman Chairs

Add surcharge for Upholstered Headrest (Height and Angle Adjustment), suffix **.../UHW**

Arm Options

Add surcharge for 2DW Arms (Height and Width), suffix **.../2DW**

Add surcharge for 4DW Arms (Height, Width, Pad Depth and 30° Rotation), suffix **.../4DW**

Contrasting Seat Side Panel Options

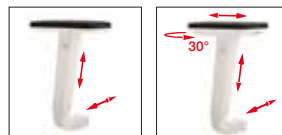
Add surcharge for Group 1, suffix **.../CSP1**, Group 2, suffix **.../CSP2**, Group 3, suffix **.../CSP3**, Group 4, suffix **.../CSP4**, Group 5, suffix **.../CSP5**, Group 6, suffix **.../CSP6**, Group 7, suffix **.../CSP7**

Headrest Options



.../UHW

Arm Options



.../2DW

.../4DW

Fabric Selection Reference



Mix

Task and Meeting Seating Mesh Finishes

Mix Mesh Colours Available on a 6 Week Lead Time

The finishes below are for Mix Task, Draughtsman and Meeting chairs with a minimum order of 25 chairs, and are available on a 6-8 week lead time.

When ordering an alternative mesh colour option, remove .../BM or .../WM and replace with selected mesh reference code (e.g. MIX/5011/2D).

Please contact customer services for pricing.



5011




50866



5017



50886



50885




50882



50880



5378



5029



5376



5014




5048




5015



50070



5001



5374



50881



5003



50865




5007



5006



5004



5005

Whilst every effort has been made to ensure accurate colours are illustrated in this document, there may be a slight colour difference due to the printing process, therefore please refer to our colour sample swatches prior to ordering.

Match

Task and Meeting Seating



Match provides a refined task chair at an affordable price. Designed with functionality in mind, Match uses an intuitive self-weighting mechanism to control the seat inclination to maintain a balanced posture for the user. This mechanism reacts to the user's bodyweight and automatically adjusts the tension of the back tilt. Working in perfect harmony with this breakthrough technology is a fully upholstered, height adjustable back with optional headrest that provides the user with excellent comfort and support. The Match family comprises of upholstered task, draughtsman and cantilever meeting chairs, providing a comprehensive range.



Match

Task and Meeting Seating

Available on a 1 Week Lead Time

Task and Draughtsman: Upholstered seat and back - Black plastic shell - Height adjustable back - Weight responsive self-adjusting synchronised mechanism
Anti-shock locking system (5 positions) - Seat height and sliding seat depth adjustment - CMHR moulded foam
710mm black nylon five-star base as standard on task and draughtsman chairs - 60mm twin hard wheeled black castors on task chair
Chrome footing and black nylon glides on draughtsman chair - Optional Headrest, arms and contrasting seat and back panels

Cantilever: Upholstered seat and back - Black plastic shell - Height adjustable back - CMHR moulded foam
25mm black tubular frame as standard on cantilever chairs - Protective glides - Optional arms and contrasting seat and back side panels

 One-week lead time on selected fabrics, see page 13-14

 Qualifies for Chair in a Box Delivery Service, see page 8



Five-Star Task Chair with Upholstered Seat and Back
710w x 710d x 1205h x 585sh

 **MAT**




Five-Star Draughtsman Chair with Upholstered Seat and Back
740w x 740d x 1535h x 915sh

 **MATD**



Cantilever Chair with Upholstered Seat and Back
540w x 680d x 1105h x 485sh

 **MATC**

 Upholstered Chair:
Groups 1-7 and Leather

Group 1 - Add surcharge for Group 2-7 and Leather

Match Finishes

Base Finishes for Task and Draughtsman Chairs

Black Nylon (Standard)
Add surcharge for Polished Aluminium, suffix **.../PB**



Metal Frame Finishes for Cantilever Chairs

Black (Standard), Silver, suffix **.../SF**, Black Graphite, suffix **.../BGF**
Add surcharge for Chrome, suffix **.../CF**



Match Options

Headrest Options for Task and Draughtsman Chairs

Add surcharge for Upholstered Headrest (Height and Angle Adjustment), suffix **.../UH**

Arm Options

Add surcharge for 2D Arms (Height and Width), suffix **.../2D**
Add surcharge for 4D Arms (Height, Width, Pad Depth and 30° Rotation), suffix **.../4D**

Contrasting Seat Side Panel Options

Add surcharge for Group 1, suffix **.../CSP1**, Group 2, suffix **.../CSP2**, Group 3, suffix **.../CSP3**, Group 4, suffix **.../CSP4**,
Group 5, suffix **.../CSP5**, Group 6, suffix **.../CSP6**, Group 7, suffix **.../CSP7**

Contrasting Back Side Panel Options

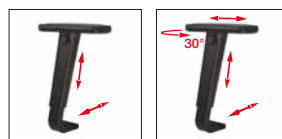
Add surcharge for Group 1, suffix **.../CBP1**, Group 2, suffix **.../CBP2**, Group 3, suffix **.../CBP3**, Group 4, suffix **.../CBP4**,
Group 5, suffix **.../CBP5**, Group 6, suffix **.../CBP6**, Group 7, suffix **.../CBP7**

Headrest Options



.../UH


Arm Options



.../2D

.../4D

Fabric Selection Reference



When multiple fabric bands are specified, the unit price will reflect the highest fabric band requested.

Solo

Task Seating



Introducing Solo, a modern design of task seating, with a breathable mesh back support, available in black and grey as standard options. Alternatively, the design can be upgraded to incorporate a colourful mesh back, with 3D detailing. Solo provides optimal support for your posture when seated, with functionality that adjusts the seat height, back tilt, lumbar position and optional arm position.



Solo

Task Seating

Task and Draughtsman: Black or grey breathable mesh back - Upholstered seat - Colour matched plastic shell
Four-lock weight-sensitive mechanism with tension adjustment - Adjustable lumbar support - Seat height adjustment - Seat slide
680mm colour matched nylon five-star base with castors as standard on task and draughtsman chairs - Optional headrest and arms

The dimensions of the new seating items below are subject to change.

 Qualifies for Chair in a Box Delivery Service, see page 8



Five-Star Task Chair with Upholstered Seat, Black Mesh Back and Black Plastic Shell
680w x 680d x 1100h x 440sh

 **SOL/BM**




Five-Star Draughtsman Chair with Upholstered Seat, Black Mesh Back and Black Plastic Shell
680w x 680d x 1375h x 715sh

 **SOLD/BM**



Five-Star Task Chair with Upholstered Seat, Grey Mesh Back and Grey Plastic Shell
680w x 680d x 1100h x 440sh

 **SOL/GM**



Five-Star Draughtsman Chair with Upholstered Seat, Grey Mesh Back and Grey Plastic Shell
680w x 680d x 1375h x 715sh

 **SOLD/GM**

 **Mesh Back Chair:**
Groups 1-7 and Leather

Group 1 - Add surcharge for Group 2-7 and Leather

Solo Finishes

Base Finishes for Task and Draughtsman Chairs

Colour Matched Nylon (Standard)
Add surcharge for Polished Aluminium, suffix **.../PB**

.../PB

Solo Options

Headrest Options

Add surcharge for Colour Matched Mesh Headrest (Height and Angle Adjustment), suffix **.../MH**

Arm Options for Black Plastic Chairs

Add surcharge for Black 4D Arms (Height, Arm Pad Width, Arm Pad Depth and 30° Rotation), suffix **.../4D**

Arm Options for Grey Plastic Chairs

Add surcharge for Grey 4D Arms (Height, Arm Pad Width, Arm Pad Depth and 30° Rotation), suffix **.../4D**

Castor Options

Add surcharge for Glides, suffix **.../G**

Headrest Options



.../MH

Arm Options



.../4D

Castor Options



.../G

Solo

Task Seating

Task: Three breathable 3D mesh back finishes - Upholstered seat - Colour matched plastic shell - Four-lock weight-sensitive mechanism with tension adjustment
Adjustable lumbar support - Seat height adjustment - Seat slide - 680mm colour matched nylon five-star base with black castors as standard on task chairs
Optional headrest and arms

The dimensions of the new seating items below are subject to change.

 Qualifies for Chair in a Box Delivery Service, see page 8



Five-Star Task Chair with Upholstered Seat, White Mesh Back and White Plastic Shell
680w x 680d x 1100h x 440sh

 SOL/WM



Five-Star Task Chair with Upholstered Seat, Terracotta Mesh Back and Terracotta Plastic Shell
680w x 680d x 1100h x 440sh

 SOL/TCM



Five-Star Task Chair with Upholstered Seat, Green Mesh Back and Green Plastic Shell
680w x 680d x 1100h x 440sh

 SOL/GNM



Mesh Back Chair:
Groups 1-7 and Leather

Group 1 - Add surcharge for Group 2-7 and Leather

Solo Finishes

Base Finishes for Task and Draughtsman Chairs

Colour Matched Nylon (Standard)

Add surcharge for Polished Aluminium, suffix **.../PB**

.../PB

Solo Options

Headrest Options

Add surcharge for Colour Matched Mesh Headrest (Height and Angle Adjustment), suffix **.../MH**

Arm Options

Add surcharge for Colour Matched 4D Arms (Height, Arm Pad Width, Arm Pad Depth and 30° Rotation), suffix **.../4D**

Castor Options

Add surcharge for Glides, suffix **.../G**

Headrest Options



.../MH

Arm Options



.../4D

Castor Options



.../G

Loop

Task and Meeting Seating



The Loop chair is characterised by sharp, clean lines, well-balance proportions and functionality. The main concept is a combination of breathable mesh backrest and a soft upholstered lumbar pad presented in a new and innovative way. This combination not only creates an ergonomically pleasing and extremely comfortable seating experience, but also expounds the uniquely modern styling design of the chair. Refined lines, soft curves and an elegant silhouette all make 'Loop' a perfect addition to any modern environment.



Loop

Task and Meeting Seating

Available on a 1 Week Lead Time

Task and Draughtsman: Black or grey breathable mesh back - Upholstered seat - Black plastic shell - Donati weight activated synchronised mechanism 18° backrest - 6° seat tilting angle - 3 locking positions - Soft upholstered lumbar support - Seat height adjustment
690mm black nylon five-star base as standard on task and draughtsman chairs - Optional headrest, arms and sliding seat

Cantilever: Black or grey breathable mesh back - Upholstered seat - Black plastic shell - Soft upholstered lumbar support Black tubular frame as standard on cantilever chairs - Optional headrest and arms

 One-week lead time on selected fabrics, see page 13-14

 Qualifies for Chair in a Box Delivery Service, see page 8



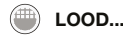
Five-Star Task Chair with Upholstered Seat and Mesh Back
690w x 690d x 1090h x 570sh



LOO...



Five-Star Draughtsman Chair with Upholstered Seat and Mesh Back
690w x 690d x 1310h x 790sh




LOOD...



Cantilever Chair with Upholstered Seat and Mesh Back
515w x 570d x 1010h x 480sh



LOOC...

 Mesh Back Chair:
Groups 1-7 and Leather

Group 1 - Add surcharge for Group 2-7 and Leather

Loop Finishes

Mesh and Lumbar Finishes

Black, suffix **.../BM**, Grey, suffix **.../GM**

.../BM

.../GM

Base Finishes for Task and Draughtsman Chairs

Black Nylon (Standard)

Add surcharge for White, suffix **.../WH**, Polished Aluminium, suffix **.../PB**

.../WH

.../PB

Metal Frame Finishes for Cantilever Chairs

Black (Standard)

Silver, suffix **.../SF**, Black Graphite, suffix **.../BGF**, White, suffix **.../WF**

.../SF

.../BGF

.../WF

Loop Options

Headrest Options

Add surcharge for Upholstered Headrest (Height Adjustment), suffix **.../UH**

Arm Options

Add surcharge for 1D Arms (Height), suffix **.../1D**

Add surcharge for 3D Arms (Height, Pad Width and Depth), suffix **.../3D**

Add surcharge for 3D White Arms (Height, Pad Width and Depth), suffix **.../3DW**

Add surcharge for 3D Polished Arms (Height, Pad Width and Depth), suffix **.../3DP**

Additional Options for Task and Draughtsman Chairs

Add surcharge for Sliding Seat, suffix **.../SS**

Headrest Options




.../UH

Arm Options



.../1D



.../3D




.../3DW



.../3DP

Additional Options



.../SS

Vida

Task and Meeting Seating



The outline of Vida reflects its combination of aesthetic and technical modern design, making it a perfect choice for areas that require emphasis on making an impression. Its striking curves, advanced componentry and elegant mesh back provide the user with convenience, style and comfort. The synchronous mechanism at the heart of the chair has been designed to be simple and intuitive, yet still achieve total comfort and all-round support.



Task and Draughtsman: Mesh back - Upholstered seat - Black plastic shell - Height adjustable lumbar support - Anti-shock locking system (4 positions)
 Weight responsive self-adjusting synchronised mechanism - CMHR moulded foam - Seat height and 50mm sliding seat depth adjustment
 690mm black nylon five-star base as standard on task and draughtsman chairs - 60mm twin hard wheeled black castors on task chair
 Chrome footring and black nylon glides on draughtsman chair - Optional arms and contrasting seat side panel

Cantilever: Mesh back - Upholstered seat - Black plastic shell - Height adjustable lumbar support - CMHR moulded foam
 25mm black tubular frame as standard on cantilever chairs - Protective glides - Optional arms and contrasting seat side panel

Certifications: ANSI/BIFMA X5.1-2011 - EN 1335-1:2000/AC:2002 (Type C) - EN1335-2:2009 - EN1335-3:2009/AC:2009

One-week lead time on selected fabrics, see page 13-14

Qualifies for Chair in a Box Delivery Service, see page 8



Five-Star Task Chair with Upholstered Seat and Mesh Back
 690w x 690d x 1100h x 600sh



Five-Star Draughtsman Chair with Upholstered Seat and Mesh Back
 720w x 720d x 1410h x 910sh



Cantilever Chair with Upholstered Seat and Mesh Back
 510w x 560d x 980h x 480sh



Mesh Back Chair:
 Groups 1-7 and Leather

Group 1 - Add surcharge for Group 2-7 and Leather

Vida Finishes

Base Finishes for Task and Draughtsman Chairs

Black Nylon (Standard)
 Add surcharge for Polished Aluminium, suffix **.../PB**

.../PB

Metal Frame Finishes for Cantilever Chairs

Black (Standard)
 Add surcharge for Chrome, suffix **.../CF**

.../CF

Vida Options

Arm Options for Task and Draughtsman Chairs

Add surcharge for 1D Arms (Height), suffix **.../1D**
 Add surcharge for 3D Arms (Height, Pad Depth and 30° Rotation), suffix **.../3D**

Arm Options for Cantilever Chairs

Add surcharge for 1D Arms (Height), suffix **.../1D**

Contrasting Seat Side Panel Options

Add surcharge for Group 1, suffix **.../CP1**, Group 2, suffix **.../CP2**, Group 3, suffix **.../CP3**, Group 4, suffix **.../CP4**,
 Group 5, suffix **.../CP5**, Group 6, suffix **.../CP6**, Group 7, suffix **.../CP7**

Arm Options



.../1D

.../3D

Fabric Selection Reference



A: Seat Side Panel
 B: Seat

Eden

Operator Seating



Eden offers a fresh stylish approach to classic operator seating with its smooth curved lines and sculptured back elevating its appeal to new levels. The comfortable ergonomically shaped seat and backrest are complemented by clever design features including a hidden button incorporated into the seat shroud to operate the chairs height adjustment on the standard PCB model. Eden offers integrated 'step by step' backrest height adjustment as standard across the entire range, thus, allowing all users to find the setting most comfortable for them. Within the complement of options are a pump-up lumbar support, integrated seat slide, polished base, four different arms and a fully synchronised mechanism upgrade offering increased comfort and a higher level of ergonomic control. The Eden chair can be specified in either a classic black shell or a stunning crisp modern white finish.



Eden

Operator Seating

Available on a 1 Week Lead Time

Operator and Draughtsman: Upholstered seat and back - Black or White plastic shell - Injection moulded foam - PCB mechanism - Seat height adjustment
 690mm black nylon five-star base as standard on task and draughtsman chairs - Black castors on operator chair
 Chrome footring and black nylon glides on the draughtsman chair - Optional arms, pump-up lumbar supports and alternate mechanisms

 One-week lead time on selected fabrics, see page 13-14

 Qualifies for Chair in a Box Delivery Service, see page 8



Five-Star Operator Chair with Upholstered Seat and Back and Black Plastic Shell

690w x 690d x 1200h x 625sh

 **EDE**



Five-Star Draughtsman Chair with Upholstered Seat and Back and Black Plastic Shell

690w x 690d x 1445h x 880sh

 **EDED**



Five-Star Operator Chair with Upholstered Seat and Back and White Plastic Shell

690w x 690d x 1200h x 625sh


 **EDEW**



Five-Star Draughtsman Chair with Upholstered Seat and Back and White Plastic Shell

690w x 690d x 1445h x 880sh

 **EDEWD**

 **Upholstered Chair:**
Groups 1-7 and Leather

Group 1 - Add surcharge for Group 2-7 and Leather

Eden Finishes

Base Finishes

Black Nylon (Standard)

Add surcharge for Polished Aluminium, suffix **.../PB**

.../PB

Eden Options

Arm Options

Add surcharge for Black 2D Arms (Height and Pad Depth), suffix **.../2D**

Add surcharge for Black and White 1D Arms (Height), suffix **.../1D**

Add surcharge for 1D Foldaway Arms (Height), suffix **.../1DFA**

Add surcharge for Black Fixed Arms, suffix **.../FA**

Additional Options

Add surcharge for Pump-up Lumbar Support, suffix **.../PL**

Add surcharge for Synchronised Mechanism, suffix **.../SM**

Add surcharge for Synchronised Mechanism with Seat Slide, suffix **.../SMSS**

Arm Options



.../2D



.../1D



.../1DFA



.../FA

Additional Options



.../PL



.../SM



.../SMSS

Team Plus Mesh

Operator and Meeting Seating



Designed for simplicity and ease of use, Team Plus Mesh represents a modern interpretation of a traditional operator chair. The naturally flexible and breathable mesh back can be adjusted to the perfect height and the simple, yet robust, 2-lever mechanism controls the adjustment of the seat height and back tilt angle. Distinctive styling, pure functionality and competitive pricing make this a sensible choice for any office or workplace environment.



Team Plus Mesh

Operator and Meeting Seating

Available on a 1 Week Lead Time

Operator and Draughtsman: Black mesh back - Upholstered seat - Black plastic shell - Height adjustable back - PCB mechanism - Seat height adjustment
Injection moulded foam - 690mm black nylon five-star base as standard on task and draughtsman chairs - 60mm twin hard wheeled black castors on operator chair
Chrome footring and black nylon glides on draughtsman chair - Optional arms and sliding seat

Cantilever: Black mesh back - Black plastic shell - Injection moulded foam - Black tubular frame as standard on cantilever chairs - Protective glides
Optional arms

One-week lead time on selected fabrics, see page 13-14

Qualifies for Chair in a Box Delivery Service, see page 8



Five-Star Operator Chair with Upholstered Seat and Mesh Back
690w x 690d x 1110h x 645sh



Five-Star Draughtsman Chair with Upholstered Seat and Mesh Back
690w x 690d x 1370h x 895sh



Cantilever Chair with Upholstered Seat and Mesh Back
490w x 575d x 990h x 490sh



Mesh Back Chair:
Groups 1-7 and Leather

Group 1 - Add surcharge for Group 2-7 and Leather

Team Plus Mesh Finishes

Base Finishes for Operator and Draughtsman Chairs

Black Nylon (Standard)

Add surcharge for Polished Aluminium, suffix **.../PB**



Metal Frame Finishes for Cantilever Chairs

Black (Standard), Silver, suffix **.../SF**, Black Graphite, suffix **.../BGF**



Team Plus Mesh Options

Arm Options

Add surcharge for 1D Arms (Height), suffix **.../1D**

Add surcharge for 1D Foldaway Arms (Height), suffix **.../1DFA**

Add surcharge for Fixed Arms, suffix **.../FA**

Additional Options for Task and Draughtsman Chairs

Add surcharge for Sliding Seat (50mm), suffix **.../SS**

(Please note, the addition of a sliding seat increases the chairs height by 25mm)

Arm Options



.../1D




.../1DFA



.../FA

Additional Options



.../SS

Team Plus Grande

Operator and Meeting Seating



An extension of the Team Plus family, Team Plus Grande incorporates a larger form for the comfort of all users. A robust 2-lever mechanism is supplied as standard with the functionality to adjust the height of the seat and the angle of the backrest. The angle of the seat can be adjusted when specifying one of the two, optional, 3-lever mechanisms available, with the heavy-duty version delivering a compliant solution for use up to 24 hours a day. Further options that can be specified to enhance the chairs ergonomic performance are height adjustable, foldaway and fixed height arms, pump-up lumbar and a seat slide.



Team Plus Grande

Operator and Meeting Seating

Operator and Draughtsman: Upholstered seat and back - Black plastic shell - Height adjustable back - PCB mechanism - Seat height adjustment
 Injection moulded foam - 690mm black nylon five-star base as standard on task and draughtsman chairs - 60mm twin hard wheeled black castors on operator chair
 Chrome footring and black nylon glides on draughtsman chair - Optional arms, pump-up lumbar support, alternate mechanisms and sliding seat

Cantilever: Upholstered seat and back - Black plastic shell - Injection moulded foam - Black tubular frame as standard on cantilever chairs - Protective glides
 Optional arms and pump-up lumbar support

Qualifies for Chair in a Box Delivery Service, see page 8



Five-Star Operator Chair with Upholstered Seat and Back
 690w x 690d x 1260h x 600sh

TPG



Five-Star Draughtsman Chair with Upholstered Seat and Back
 690w x 690d x 1440h x 880sh

TPGD



Cantilever Chair with Upholstered Seat and Back
 505w x 640d x 1025h x 490sh

TPGC

Upholstered Chair:
 Groups 1-7 and Leather

Group 1 - Add surcharge for Group 2-7 and Leather

Team Plus Grande Finishes

Base Finishes for Operator and Draughtsman Chairs

Black Nylon (Standard)
 Add surcharge for Polished Aluminium, suffix **.../PB**



Metal Frame Finishes for Cantilever Chairs

Black (Standard), Silver, suffix **/SF**, Black Graphite, suffix **.../BGF**



Team Plus Grande Options

Arm Options

Add surcharge for 1D Arms (Height), suffix **.../1D**
 Add surcharge for 1D Foldaway Arms (Height), suffix **.../1DFA**
 Add surcharge for Fixed Arms, suffix **.../FA**

Additional Options

Add surcharge for Pump-up Lumbar Support, suffix **.../PL**

Additional Options for Task and Draughtsman Chairs

Add surcharge for Standard Duty 3 Lever Mechanism, suffix **.../SDM**
 Add surcharge for 24/7 Heavy Duty 3 Lever Mechanism, suffix **.../HDM**
 Add surcharge for Sliding Seat (50mm), suffix **.../SS**
 (Please note, the addition of a sliding seat increases the chairs height by 25mm)

Arm Options



.../1D



.../1DFA



.../FA

Additional Options



.../SDM



.../HDM



.../PL



.../SS

Team Plus

Operator and Meeting Seating



Team Plus is a classic product, with a distinct focus on operability. Its understated style disguises the fundamental strength and flexibility of the chair. The contoured seat and backrest incorporate an injected polyurethane foam, for ultimate comfort. A robust 2-lever mechanism is supplied as standard with the functionality to adjust the height of the seat and the angle of the backrest. The angle of the seat can be adjusted when specifying one of the two, optional, 3-lever mechanisms available, with the heavy-duty version delivering a compliant solution for use up to 24 hours a day. Further options include a pump-up lumbar support, seat slide, polished base and a variety of armrests. A versatile seating range which can be tailored to meet your exact requirements.



Team Plus

Operator and Meeting Seating

Available on a 1 Week Lead Time

Operator and Draughtsman: Upholstered seat and back - Black plastic shell - Height adjustable back - PCB mechanism - Seat height adjustment
 Injection moulded foam - 690mm black nylon five-star base as standard on task and draughtsman chairs - 60mm twin hard wheeled black castors on operator chair
 Chrome footring and black nylon glides on draughtsman chair - Optional arms, pump-up lumbar support, alternate mechanisms and sliding seat

Cantilever: Upholstered seat and back - Black plastic shell - Injection moulded foam - Black tubular frame as standard on cantilever chairs - Protective glides
 Optional arms and pump-up lumbar support

One-week lead time on selected fabrics, see page 13-14

Qualifies for Chair in a Box Delivery Service, see page 8



Five-Star Operator Chair with Upholstered Seat and Back
 690w x 690d x 1165h x 605sh

TEP



Five-Star Draughtsman Chair with Upholstered Seat and Back
 690w x 690d x 1420h x 920sh

TEPD



Cantilever Chair with Upholstered Seat and Back
 495w x 600d x 950h x 500sh

TEPC

Upholstered Chair:
 Groups 1-7 and Leather

Group 1 - Add surcharge for Group 2-7 and Leather

Team Plus Finishes

Base Finishes for Operator and Draughtsman Chairs

Black Nylon (Standard)

Add surcharge for Polished Aluminium, suffix **.../PB**

.../PB

Metal Frame Finishes for Cantilever Chairs

Black (Standard), Silver, suffix **.../SF**, Black Graphite, suffix **.../BGF**

.../SF

.../BGF

Team Plus Options

Arm Options

Add surcharge for 1D Arms (Height), suffix **.../1D**
 Add surcharge for 1D Foldaway Arms (Height), suffix **.../1DFA**
 Add surcharge for Fixed Arms, suffix **.../FA**

Additional Options

Add surcharge for Pump-up Lumbar Support, suffix **.../PL**

Additional Options for Task and Draughtsman Chairs

Add surcharge for Standard Duty 3 Lever Mechanism, suffix **.../SDM**
 Add surcharge for 24/7 Heavy Duty 3 Lever Mechanism, suffix **.../HDM**
 Add surcharge for Sliding Seat (50mm), suffix **.../SS**

(Please note, the addition of a sliding seat increases the chairs height by 25mm)

Arm Options



.../1D



.../1DFA



.../FA

Additional Options



.../SDM



.../HDM



.../PL



.../SS

Breeze

Agile Seating



Adapting the modern office to be an agile work environment has become a must for many businesses. Increased overheads, more diverse staff requirements and the need for flexible shared space are major drivers of this trend. Breeze has been designed in response to these demands, where flexibility and agility are essential elements of furniture design. The back frame's smooth contours provide a comfortable and supportive posture with generous proportions. Breeze features a central balance point that adjusts through the users natural movement. A highly engineered, breathable mesh is an integral component offering an enhanced vertical and lateral lumbar support moulding to each users body shape. The breeze chair offers operational simplicity and functionality making it suitable for multiple applications and is ideal as a work or conference chair, or as a chair for meeting rooms, touch down points and collaborative environments.



Five-Star: Designed by Norbert Geelen - Breathable black mesh back as standard on five-star chairs - Upholstered seat - Black or grey plastic shell finishes
 Generous seat pad - Central balance point with 12° backward tilt and 5° forward tilt - Integrated height adjustment
 Black nylon or grey nylon five-star base with black castors as standard on five-star chairs - Optional arms

Certifications: BS EN 1335-1:2000/AC:2002 (Type C) - BS EN 1335-2:2009 - BS EN 1335-3:2009/AC:2009

One-week lead time on selected fabrics, see page 13-14 Qualifies for Chair in a Box Delivery Service, see page 8



Black Five-Star Agile Chair with Upholstered Seat, Mesh Back and Black Plastic Shell
 700w x 700d x 1075h x 610sh

BRE/BM



Grey Five-Star Agile Chair with Upholstered Seat, Mesh Back and Grey Plastic Shell
 700w x 700d x 1075h x 610sh

BREG/BM

Mesh Back Chair: Groups 1-7 and Leather

Group 1 - Add surcharge for Group 2-7 and Leather

Breeze Finishes

Mesh Finishes

Black (Standard)

Alternative Mesh Finishes

For alternative mesh finishes, any colour from Gabriel's Runner range can be specified with a minimum order of 4 chairs on a 4-6 week lead time, see page 47 for mesh colours. Please contact customer services for pricing. When ordering an alternative mesh colour option, remove .../BM and replace with selected mesh reference code (e.g. BRE/63034).

Breeze Options

Base Options

Add surcharge for Polished Aluminium 5 Star Base, suffix .../PB
 Add surcharge for Black 4 Star Base, suffix .../B4S
 Add surcharge for Polished Aluminium 4 Star Base, suffix .../P4S

Arm Options for Black Plastic Chairs

Add surcharge for Black Arms, suffix .../BA
 Add surcharge for Polished Aluminium Arms, suffix .../PA

Arm Options for Grey Plastic Chairs

Add surcharge for Grey Arms, suffix .../GA
 Add surcharge for Polished Aluminium Arms, suffix .../PA

Castor Options

Add surcharge for Glides, suffix .../G

Base Options



.../PB



.../B4S



.../P4S

Arm Options



.../BA



.../GA



.../PA

Castor Options



.../G

Breeze

Agile Seating Mesh Finishes

Breeze Mesh Colours Available on an 4-6 Week Lead Time

The finishes below are for Breeze with a minimum order of 4 chairs, and are available on an 4-6 week lead time.

When ordering an alternative mesh colour option, remove .../BM and replace with selected mesh reference code (e.g. BRE/63034).

Please contact customer services for pricing.



63034



64119



64089



61130



61129




68108



68137




68056




68109



68110




61110




62064



60061



61128



60165



60011



65078



66063



66120




66140



66123



66064



60025

Whilst every effort has been made to ensure accurate colours are illustrated in this document, there may be a slight colour difference due to the printing process, therefore please refer to our colour sample swatches prior to ordering.

Tempo

Agile Seating



Agile working environments are the culmination of collaborative spaces where employees function with greater efficiency. Our seating range offers a collection of solutions that support this emerging trend. Designed with the intention of being different, Tempo combines sophistication and comfort to deliver an elegant chair with a refined profile. The sculpted body is teamed with a mesh back and tilt mechanism for the highest levels of comfort. The integrated PU structure which is cleverly incorporated into the lead edge of the waterfall seat and the subtly integrated mechanism incorporated in the underbody of the chair, offers users complete comfort and the adjustability necessary to achieve the correct posture when seated.



Tempo

Agile Seating

Available on a 1 Week Lead Time

Five-Star Swivel: Designed by Massimo Costaglia and Giulio Mazzanti - Black or white tensile seat/back mesh - Black or white plastic shell
 Fixed supporting armrests - Integrated mechanism - 9° backrest tilt lockable in the upright working position Height adjustment
 Black nylon or polished aluminium five-star base - Black castors as standard on five-star swivel chairs

Certifications: BS EN 1335-1:2000 - BS EN 1335-2:2018 - BS EN 1728:2012+AC:2013 - ANSI/BIFMA X5. 1-2017

 One-week lead time on selected fabrics, see page 13-14  Qualifies for Chair in a Box Delivery Service, see page 8



Black Five-Star Swivel Chair with Black Mesh and Shell
710w x 710d x 1090h x 580sh

 **TEM/BM**



Black Five-Star Swivel Chair with White Mesh and Black Shell
710w x 710d x 1090h x 580sh

 **TEM/WM**



Black Five-Star Swivel Chair with Black Mesh and White Shell
710w x 710d x 1090h x 580sh

 **TEMW/BM**



Black Five-Star Swivel Chair with White Mesh and Shell
710w x 710d x 1090h x 580sh

 **TEMW/WM**



Polished Five-Star Swivel Chair with Black Mesh and Shell
710w x 710d x 1090h x 580sh

 **TEM/BM/PB**



Polished Five-Star Swivel Chair with White Mesh and Black Shell
710w x 710d x 1090h x 580sh

 **TEM/WM/PB**



Polished Five-Star Swivel Chair with Black Mesh and White Shell
710w x 710d x 1090h x 580sh

 **TEMW/BM/PB**



Polished Five-Star Swivel Chair with White Mesh and Shell
710w x 710d x 1090h x 580sh

 **TEMW/WM/PB**

Tempo Options

Castor Options

Add surcharge for Glides, suffix .../G

Castor Options



.../G

Tempo

Agile Seating

Available on a 1 Week Lead Time

Four-Star Swivel: Designed by Massimo Costaglia and Giulio Mazzanti - Black or white tensile seat/back mesh - Black or white plastic shell
Fixed supporting armrests - Integrated mechanism - 9° backrest tilt lockable in the upright working position - Height adjustment
Black or polished aluminium four-star base with glides

Certifications: BS EN 1335-1:2000 - BS EN 1335-2:2018 - BS EN 1728:2012+AC:2013 - ANSI/BIFMA X5.1-2017

 One-week lead time on selected fabrics, see page 13-14  Qualifies for Chair in a Box Delivery Service, see page 8



Polished Four-Star Swivel Chair with Black Mesh and Shell
640w x 640d x 1080h x 570sh

 **TEM4S/BM/PB**



Polished Four-Star Swivel Chair with White Mesh and Black Shell
640w x 640d x 1080h x 570sh

 **M4S/WM/PB**



Polished Four-Star Swivel Chair with Black Mesh and White Shell
640w x 640d x 1080h x 570sh

 **TEMW4S/BM/PB**



Polished Four-Star Swivel Chair with White Mesh and Shell
640w x 640d x 1080h x 570sh

 **TEMW4S/WM/PB**



Black Four-Star Swivel Chair with Black Mesh and Shell
640w x 640d x 1080h x 570sh

 **TEM4S/BM**



Black Four-Star Swivel Chair with White Mesh and Black Shell
640w x 640d x 1080h x 570sh

 **TEM4S/WM**



Black Four-Star Swivel Chair with Black Mesh and White Shell
640w x 640d x 1080h x 570sh

 **TEMW4S/BM**



Black Four-Star Swivel Chair with White Mesh and Shell
640w x 640d x 1080h x 570sh

 **TEMW4S/WM**

Infinity

Agile Seating



Infinity is a comprehensive range offering multi-purpose seating with three base options making it a suitable solution for agile environments, meeting rooms, breakout spaces, classrooms and waiting areas. The polypropylene shell, available in black or white with integrated support arms, can be finished with an upholstered seat back and pad or mesh back with upholstered seat pad. To complement the polypropylene surround, metalwork is supplied in black graphite or white as standard or an enhanced aesthetic can be achieved with the introduction of colour, using one of our 11 epoxy-powder coating colour options.



Agile: Choice of three bases - Upholstered or mesh back - Upholstered seat - Black or white polypropylene shell - Fixed support arms
 Injection moulded foam - Black Graphite or White metal frame finish as standard on five-star swivel and pyramid four-star swivel chairs
 Black Graphite or polished aluminium metal frame finish as standard on four-star swivel chairs

One-week lead time on selected fabrics, see page 13-14



Black Five-Star Swivel Chair with Upholstered Seat and Back and Black Plastic Shell
 650w x 650d x 1015h x 595sh

INFB5SUSUB



Black Five-Star Swivel Chair with Upholstered Seat, Mesh Back and Black Plastic Shell
 650w x 650d x 1015h x 595sh

INFB5SUSMB



White Five-Star Swivel Chair with Upholstered Seat and Back and White Plastic Shell
 650w x 650d x 1005h x 595sh

INFW5SUSUB



White Five-Star Swivel Chair with Upholstered Seat, Mesh Back and White Plastic Shell
 650w x 650d x 1005h x 595sh

INFW5SUSMB



Black Four-Star Swivel Chair with Upholstered Seat and Back and Black Plastic Shell
 640w x 640d x 1060h x 635sh

INFB4SUSUB



Black Four-Star Swivel Chair with Upholstered Seat, Mesh Back and Black Plastic Shell
 640w x 640d x 1060h x 635sh

INFB4SUSMB



Polished Four-Star Swivel Chair with Upholstered Seat and Back and White Plastic Shell
 640w x 640d x 1050h x 635sh

INFW4SUSUB



Polished Four-Star Swivel Chair with Upholstered Seat, Mesh Back and White Plastic Shell
 640w x 640d x 1050h x 635sh

INFW4SUSMB



Black Pyramid Four-Star Swivel Chair with Upholstered Seat and Back and Black Plastic Shell
 660w x 660d x 990h x 565sh

INFB4SPUSUB



Black Pyramid Four-Star Swivel Chair with Upholstered Seat, Mesh Back and Black Plastic Shell
 660w x 660d x 990h x 565sh

INFB4SPUSMB



White Pyramid Four-Star Swivel Chair with Upholstered Seat and Back and White Plastic Shell
 660w x 660d x 980h x 565sh

INFW4SPUSUB



White Pyramid Four-Star Swivel Chair with Upholstered Seat, Mesh Back and White Plastic Shell
 660w x 660d x 980h x 565sh

INFW4SPUSMB

- Upholstered Back and Seat:** Groups 1-7 and Leather Group 1 - Add surcharge for Group 2-7 and Leather
- Mesh Back and Upholstered Seat:** Groups 1-7 and Leather Group 1 - Add surcharge for Group 2-7 and Leather

Infinity Finishes

Metal Frame Finishes

Black Graphite (Standard on **INFB...**), White (Standard on **INFW...**), suffix **.../WF**, Silver, suffix **.../SF**
 Add surcharge for Black, suffix **.../BF**, Praline, suffix **.../PLF**, Olive Green, suffix **.../OVF**, Atlantic Blue, suffix **.../ABF**, Sapphire Blue, suffix **.../SBF**,
 Mustard Yellow, suffix **.../MYF**, Terracotta, suffix **.../TCF**, Conker Brown, suffix **.../CBF**



Ace

Agile Seating



The rapid evolution of the 'agile office' is primarily centred around creating flexible environments for employees to carry out activity based working in adaptable space as opposed to from dedicated workstations. The Ace chair has been designed by Claudio Bellini to fit perfectly into the modern workplace landscape. The chair is inspired by a graceful design that follows an endless loop, creating a unique visual alliance between the upholstery and the single shell frame. The open lumbar area and flexible back supports users, providing relaxed comfort when seated. Purposefully designed with agility and flexibility in mind the Ace range offers a variety of leg frames and configurations to provide the perfect solution for multiple applications.



Ace

Agile Seating

Available on a 1 Week Lead Time

Four-Star and Five-Star Swivel: Designed by Claudio Bellini - Upholstered seat and back - Black or grey polypropylene shell
 Inner structure of back cushion fits closely to human body curve - Distinctive open lumbar design - Black or grey, four-star or a five-star base
 Castors as standard on four-star and five-star chairs - Optional tilt mechanism and arms

 One-week lead time on selected fabrics, see page 13-14  Qualifies for Chair in a Box Delivery Service, see page 8



Black Four-Star Swivel Chair with Upholstered Seat and Back and Black Plastic Shell
 660w x 660d x 925h x 585sh

- ACE4SB**
Standard
- ACE4SB/TM**
Tilt Mechanism



Grey Four-Star Swivel Chair with Upholstered Seat and Back and Grey Plastic Shell
 660w x 660d x 925h x 585sh

- ACE4SG**
Standard
- ACE4SG/TM**
Tilt Mechanism



Black Five-Star Swivel Chair with Upholstered Seat and Back and Black Plastic Shell
 650w x 650d x 945h x 605sh

- ACE5SB**
Standard
- ACE5SB/TM**
Tilt Mechanism



Grey Five-Star Swivel Chair with Upholstered Seat and Back and Grey Plastic Shell
 650w x 650d x 945h x 605sh

- ACE5SG**
Standard
- ACE5SG/TM**
Tilt Mechanism

Upholstered Chair:
 Groups 1-7 and Leather

Group 1 - Add surcharge for Group 2-7 and Leather

Ace Options

Tilt Options

Tilt Mechanism, suffix .../TM, see above

Arm Options

Add surcharge for Black Fixed Arms, suffix .../BFA
 Add surcharge for Grey Fixed Arms, suffix .../GFA

Castor Options

Add surcharge for Glides, suffix .../G

Arm Options



.../BFA

.../GFA

Castor Options



.../G

Multi-Purpose Seating



See page 73

Matching Stool



See page 131

Leola

Agile Seating



Changes to workplace landscapes have accelerated as employers strive to provide their staff with flexible alternatives to conventional workstations. This is best achieved by adopting an agile work environment which focuses on optimising the use of space. The introduction of comfortable, modern, functional furniture aimed at encouraging collaboration and creativity is an obvious solution. The striking design of Leola is compounded by its versatility as a multifunctional chair. The numerous options available including integrated arms, backrest finishes and a choice of upholstered seat and back across three different shell finishes demonstrate the diversity of this range. Leola is perfect for multifunctional environments with proven performance in community areas, training facilities, conference environments, touch down areas and many other applications in the office, education and leisure environments.



Five-Star Swivel: Plastic or upholstered back - Plastic or upholstered seat - Black, grey or white plastic shell - Polypropylene and fibreglass backrest
Polypropylene seat and outer seat cover - CMHR foam - Black nylon five-star base with black castors as standard on five-star chairs
Optional arms and writing tablets

Certifications: BS EN 13761:2002 - BS EN 1728:2001 - BS EN 1022:2005

One-week lead time on selected fabrics, see page 13-14

Qualifies for Chair in a Box Delivery Service, see page 8



Five-Star Swivel Chair with Plastic Shell
690w x 690d x 915h x 560sh

- LEO5BPSPB**
Black Plastic
- LEO5GPSPB**
Grey Plastic
- LEO5WPSPB**
White Plastic



Five-Star Swivel Chair with Upholstered Seat and Plastic Shell
690w x 690d x 915h x 580sh

- LEO5BUSPB**
Black Plastic
- LEO5GUSPB**
Grey Plastic
- LEO5WUSPB**
White Plastic



Five-Star Swivel Chair with Upholstered Seat and Back and Plastic Shell
690w x 690d x 920h x 560sh

- LEO5BUSUB**
Black Plastic
- LEO5GUSUB**
Grey Plastic
- LEO5WUSUB**
White Plastic

<input type="radio"/> Upholstered Seat Pad: Groups 1-7 and Leather	Group 1 - Add surcharge for Group 2-7 and Leather
<input type="radio"/> Fully Upholstered Chair: Groups 1-7 and Leather	Group 1 - Add surcharge for Group 2-7 and Leather

Leola Finishes

Plastic Shell Finishes
Black, Grey, White



Base Finishes

Black Nylon (Standard)
Add surcharge for Polished Aluminium, suffix .../PB



Leola Options

Arm Options

Add surcharge for Black Arms, suffix .../BLA
Add surcharge for Grey Arms, suffix .../GLA
Add surcharge for White Arms, suffix .../WLA

Writing Tablet Options

(Only compatible when arms are specified)

Add surcharge for Left-Hand Writing Tablet, suffix .../WTLH
Add surcharge for Right-Hand Writing Tablet, suffix .../WTRH

Castor Options

Add surcharge for Glides, suffix .../G

<p>Arm Style</p> <p>.../WLA</p>	<p>Writing Tablet</p> <p>Left-Hand Shown .../WTLH</p>	<p>Castor Options</p> <p>.../G</p>	<p>Multi-Purpose Seating</p> <p>See page 76</p>
--	--	---	--

Five-Star Swivel: Mesh back - Plastic or upholstered seat - Black, grey or white plastic shell - Polypropylene and fibreglass backrest
 Polypropylene seat and outer seat cover - CMHR foam - Black nylon five-star base with black castors as standard on five-star chairs
 Optional arms and writing tablets

Certifications: BS EN 13761:2002 - BS EN 1728:2001 - BS EN 1022:2005

One-week lead time on selected fabrics, see page 13-14 Qualifies for Chair in a Box Delivery Service, see page 8



Five-Star Swivel Chair with Mesh Back and Plastic Shell
 690w x 690d x 915h x 560sh

- LEO5BPSMB**
Black Plastic
- LEO5GPSMB**
Grey Plastic
- LEO5WPSMB**
White Plastic



Five-Star Swivel Chair with Upholstered Seat, Mesh Back and Plastic Shell
 690w x 690d x 915h x 580sh

- LEO5BUSMB**
Black Plastic
- LEO5GUSMB**
Grey Plastic
- LEO5WUSMB**
White Plastic

Upholstered Seat Pad:
 Groups 1-7 and Leather

Group 1 - Add surcharge for Group 2-7 and Leather

Leola Finishes

Plastic Shell Finishes

Black, Grey, White



Base Finishes

Black Nylon (Standard)

Add surcharge for Polished Aluminium, suffix **.../PB**



Leola Options

Arm Options

Add surcharge for Black Arms, suffix **.../BLA**
 Add surcharge for Grey Arms, suffix **.../GLA**
 Add surcharge for White Arms, suffix **.../WLA**

Writing Tablet Options

(Only compatible when arms are specified)

Add surcharge for Left-Hand Writing Tablet, suffix **.../WTLH**
 Add surcharge for Right-Hand Writing Tablet, suffix **.../WTRH**

Castor Options

Add surcharge for Glides, suffix **.../G**

<p>Arm Style</p>  <p>.../WLA</p>	<p>Writing Tablet</p>  <p>Left-Hand Shown .../WTLH</p>	<p>Castor Options</p>  <p>.../G</p>	<p>Multi-Purpose Seating</p>  <p>See page 76</p>
--	--	---	---

Salto

Agile Seating



As workspaces evolve, there has been a transition toward agile working. This new concept focusses on flexible environments optimised for collaborating in shared spaces. Designed in Italy by Paolo Scagnellato and Jeremiah Ferrarese, Salto was created with flexibility in mind and the concept of designing a simple, yet attractive chair that offers a technical solution for a multitude of applications. The versatility of the components allows Salto to be adapted for use in a variety of environments including, office, meeting and work spaces.



Non-Upholstered Back Swivel: Plastic back - Plastic or upholstered seat - Six plastic shell finishes
 Black nylon five-star base with black castors as standard on five-star chairs - Optional arms and writing tablets

Upholstered Back Swivel: Upholstered seat and back - Black or white plastic shell - Black nylon five-star base with black castors as standard on five-star chairs
 Optional arms and writing tablets

Certifications: BS EN 1728:2012+AC:2013 - BS EN 1022:2005 - BS EN 16139:2013+AC:2013 - ANSI-BIFMA X5.1 2011/17

One-week lead time on selected fabrics, see page 13-14 Qualifies for Chair in a Box Delivery Service, see page 8



Five-Star Swivel Chair with Plastic Shell
 690w x 690d x 920h x 575sh

SALSW...



Five-Star Swivel Chair with Upholstered Seat and Plastic Shell
 690w x 690d x 920h x 595sh

SALSWUS...



Five-Star Swivel Chair with Upholstered Seat and Back and Plastic Shell
 690w x 690d x 920h x 595sh

SALSWUSUB...

- Upholstered Seat: Groups 1-7 and Leather** Group 1 - Add surcharge for Group 2-7 and Leather
- Upholstered Seat and Back: Groups 1-7 and Leather** Group 1 - Add surcharge for Group 2-7 and Leather

Salto Finishes

Plastic Shell Finishes for SALSW... and SALSWUS...

Please note, **SALSWUS...** will always be supplied with a black underpan seat unless white plastic is specified.

Black, suffix **.../BK**, Blue, suffix **.../BU**, Green, suffix **.../GN**, Grey, suffix **.../GR**, Red, suffix **.../RD**, White, suffix **.../WH**



Plastic Shell Finishes for SALSWUSUB...

Black, suffix **.../BK**, White, suffix **.../WH**



Base Finishes

Black Nylon (Standard)
 Add surcharge for Polished Aluminium, suffix **.../PB**



Salto Options

Arm Options

Add surcharge for Plastic Arms, suffix **.../PA**
 Add surcharge for Painted Black Arms, suffix **.../PBA**
 Add surcharge for Polished Arms with Black Pads, suffix **.../PAB**
 Add surcharge for Polished Arms with White Pads, suffix **.../PAW**

Writing Tablet Options

Add surcharge for Painted Black Arms with Left-Hand Writing Tablet, suffix **.../WTLH**
 Add surcharge for Painted Black Arms with Right-Hand Writing Tablet, suffix **.../WTRH**

Castor Options

Add surcharge for Glides, suffix **.../G**

Arm Options



.../PA

.../PBA

.../PAB

.../PAW

Writing Tablet Options



.../WTRH

Castor Options



.../G

Multi-Purpose Seating



See page 93

Five-Star Swivel: Breathable black mesh back - Plastic or upholstered seat - Black plastic shell - Available with a plastic or upholstered seat
 Black nylon five-star base as standard with black castors on task chairs - Optional arms and writing tablets

Certifications: BS EN 1728:2012+AC:2013 - BS EN 1022:2005 - BS EN 16139:2013+AC:2013 - ANSI-BIFMA X5.1 2011/24 - ANSI-BIFMA X5.1 2011/17

 One-week lead time on selected fabrics, see page 13-14  Qualifies for Chair in a Box Delivery Service, see page 8




Five-Star Swivel Chair with Mesh Back and Plastic Shell
 690w x 690d x 920h x 575sh

 SALMBSW...



Five-Star Swivel Chair with Upholstered Seat, Mesh Back and Plastic Shell
 690w x 690d x 920h x 595sh

 SALMBSWUS...

 **Upholstered Seat: Groups 1-7 and Leather** Group 1 - Add surcharge for Group 2-7 and Leather

Salto Finishes

Plastic Shell Finishes

Black, suffix **.../BK**

.../BK

Base Finishes

Black Nylon (Standard)

Add surcharge for Polished Aluminium, suffix **.../PB**

.../PB

Salto Options

Arm Options

Add surcharge for Plastic Arms, suffix **.../PA**

Add surcharge for Painted Black Arms, suffix **.../PBA**

Add surcharge for Polished Arms with Black Pads, suffix **.../PAB**

Add surcharge for Polished Arms with White Pads, suffix **.../PAW**

Writing Tablet Options

Add surcharge for Painted Black Arms with Left-Hand Writing Tablet, suffix **.../WTLH**

Add surcharge for Painted Black Arms with Right-Hand Writing Tablet, suffix **.../WTRH**

Castor Options

Add surcharge for Glides, suffix **.../G**

Arm Options



.../PA



.../PBA



.../PAB



.../PAW

Writing Tablet Options



.../WTRH

Castor Options



.../G

Multi-Purpose Seating



See page 93

Castor Options



There are different types of castors, each designed for a specific purpose and performance. To get the best performance from your chair it is important to match the correct type of castor to the flooring in your office. The chair's movement depends on how much traction there is between the castors and the floor. The wrong type of castors can make it harder to move the chair around leading to greater stress on the back and leg muscles. Conversely the wrong castor may move too easily allowing the chair to roll away when the user stands up. This is a safety hazard if the user doesn't realise the chair has moved away when they attempt to sit down. In addition to the ergonomic and safety risks, the wrong type of castor can also damage the flooring. For this reason there are a number of different types of castor available to suit all requirements.

Castor Options



Hard Wheeled Castors

Fitted as Standard

Code: HWC

Surcharge per set

Supplied as standard, this type of castor is often referred to as a carpet castor as it is perfect for use on carpeted surfaces. The hard outside of the wheels move smoothly over most types of carpet and as the vast majority of office chairs are used on carpeted surfaces, this has become the most popular option. Please note, using these castors on other surfaces can be unpredictable. They have a tendency to slide rather than roll on hard surfaces such as wood and tiled flooring making them prone to scratching the surface. In addition, this creates very little friction making it difficult to control which can be dangerous for the user.



Soft Wheeled Castors

Code: SWC

Surcharge per set

Soft wheeled castors have a thin layer of softer material over the hard core. This material may be vinyl, soft rubber or polyurethane. Soft castors are recommended for hard floors (wood, vinyl, concrete and tiles). The composition of the outer wheel provides more friction with hard floors giving the right resistance, ensuring greater control to the user. In addition, they are less likely to scratch the floor.



Brake Loaded Castors

Code: BLC

Surcharge per set

These types of castors are designed for use on hard, vinyl, epoxy, wooden or concrete floors to reduce slipping. Brake loaded castors only brake when the user is sitting on the chair. This gives the user greater control of the chair allowing no movement whilst seated.



Brake Unloaded Castors

Code: BUC

Surcharge per set

This type of castor is also designed for use on hard, vinyl, epoxy, wooden or concrete floors to reduce slipping. Brake unloaded castors only brake when no one is sitting in the chair, making them ideal when the chair is required to be mobile when the user is seated, but remain in a stationary position when not being used. This type of castor can also help to prevent accidents caused by undesired movement of the chair on hard surfaces whilst trying to sit down in the chair.

Milo

Meeting Chairs



Designed in Italy by Paolo Orlandini, Milo delivers an elegant and comfortable seating solution for meeting and conference rooms, relaxation areas and contemporary dining environments. The upholstered seat and curved back support offer users an enjoyable experience when seated, with options of seven bases to achieve any design brief.



Milo

Meeting Chairs

Meeting: Choice of four bases - Upholstered seat and back/arms - Injection foam shell
 Chrome wire frame with protective glides as standard on sled chairs - Painted black frame with protective feet as standard on metal four-legged chairs
 Seven wood finishes on wooden four-legged and wooden swivel pyramid chairs - Optional two-tone upholstery

The dimensions of the new seating items below are subject to change.

Qualifies for Chair in a Box Delivery Service, see page 8



Sled Meeting Chair with Upholstered Seat and Back/Arms

580w x 560d x 810h x 430sh

MILSB...



Metal Four-Legged Meeting Chair with Upholstered Seat and Back/Arms

580w x 570d x 810h x 430sh

MIL...



Wooden Four-Legged Meeting Chair with Upholstered Seat and Back/Arms

580w x 580d x 800h x 420sh

MILWL...



Wooden Swivel Pyramid Meeting Chair with Upholstered Seat and Back/Arms

750w x 750d x 840h x 460sh

MILSWWL...



Upholstered Breakout Chair:
Groups 1-7 and Leather

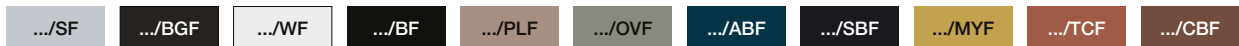
Group 1 - Add surcharge for Group 2-7 and Leather

Milo Finishes

Metal Frame Finishes for Sled and Metal Four-Legged Chairs

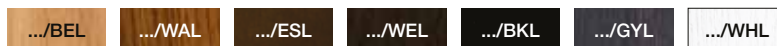
Silver, suffix **.../SF**, Black Graphite, suffix **.../BGF**, White, suffix **.../WF**

Add surcharge for Black, suffix **.../BF**, Praline, suffix **.../PLF**, Olive Green, suffix **.../OVF**, Atlantic Blue, suffix **.../ABF**, Sapphire Blue, suffix **.../SBF**, Mustard Yellow, suffix **.../MYF**, Terracotta, suffix **.../TCF**, Conker Brown, suffix **.../CBF**



Wooden Frame Finishes for Wooden Four-Legged and Wooden Swivel Pyramid Chairs

Beech, suffix **.../BEL** - Add surcharge for Stained Walnut, suffix **.../WAL**, Stained Espresso, suffix **.../ESL**, Stained Wenge, suffix **.../WEL**, Stained Black, suffix **.../BKL**, Stained Grey, suffix **.../GYL**, White, suffix **.../WHL**



Milo Options

Two-Tone Upholstery Options

Add surcharge for Two-Tone Upholstery, suffix **.../TT**

Fabric Selection Reference



When multiple fabric bands are specified, the unit price will reflect the highest fabric band requested.

Lounge Seating



See page 166

Milo

Meeting Chairs

Meeting: Choice of three bases - Upholstered seat and back/arms - Injection foam shell - Choice of seven bases
 Polished aluminium base on five-star swivel, metal pyramid swivel and four-star swivel chairs as standard - Optional tilt mechanism and two-tone upholstery

The dimensions of the new seating items below are subject to change.

 Qualifies for Chair in a Box Delivery Service, see page 8



Five-Star Swivel Meeting Chair with Upholstered Seat and Back/Arms

710w x 710d x 910h x 510sh



MIL5S
Standard



MIL5S/TM
Tilt Mechanism



Four-Star Swivel Meeting Chair with Upholstered Seat and Back/Arms

640w x 640d x 910h x 510sh



MIL4S
Standard



MIL4S/TM
Tilt Mechanism



Metal Swivel Pyramid Meeting Chair with Upholstered Seat and Back/Arms

720w x 720d x 830h x 430sh



MILSW
Standard



MILSW/TM
Tilt Mechanism



Upholstered Breakout Chair: Groups 1-7 and Leather

Group 1 - Add surcharge for Group 2-7 and Leather

Milo Finishes

Base Finishes for Five-Star Swivel Chairs

Polished Aluminium (Standard)
 Add surcharge for Black Painted, suffix **.../BB**

.../BB

Base Finishes for Four-Star Swivel and Metal Swivel Pyramid Chairs

Polished Aluminium (Standard)
 Add surcharge for Black Painted, suffix **.../BB**

.../BB

Milo Options

Tilt Options

Tilt Mechanism, suffix **.../TM**, see above for prices

Castor Options for Five-Star Swivel and Metal Swivel Pyramid Chairs

Add surcharge for Glides, suffix **.../G**

Two-Tone Upholstery Options

Add surcharge for Two-Tone Upholstery, suffix **.../TT**


Castor Options



.../G

Fabric Selection Reference

A: Seat
 B: Back/Arms



When multiple fabric bands are specified, the unit price will reflect the highest fabric band requested.

Lounge Seating



See page 166

i-sit

Meeting Chairs



The complete i-sit family is based on a modular principle that focuses on the use of a universal frame, avoiding the need for multiple components. The modular concept allows the entire product range to follow a clear design line and offers users the ability to select a harmonious configuration to suit their needs. i-sit uniquely combines design and innovation in an affordable package making it perfect for all markets and organisations.



95.5%
Recyclability

Cantilever and Four-Legged: Designed by Ralf Umland - Upholstered or mesh back - Upholstered seat - Black plastic shell - CMHR moulded foam 22mm tubular black frame as standard on cantilever and four-legged chairs - Protective feet - Optional arms and fabric insert back Stackable up to 5 chairs high on the floor

Certifications: BS EN 5459-2:2000+A2:2008 - BS EN 16139:2013 - BS EN 1335-3:2009 - BS EN 15373:2007 Level 2 - BS EN 1022:2005

One-week lead time on selected fabrics, see page 13-14 Qualifies for Chair in a Box Delivery Service, see page 8 Stackable



Cantilever Chair with Upholstered Seat and Back
530w x 595d x 865h x 480sh

ISITC



Cantilever Chair with Upholstered Seat and Mesh Back
530w x 595d x 865h x 480sh

ISITCM



Four-Legged Chair with Upholstered Seat and Back
510w x 580d x 855h x 470sh

ISITL



Four-Legged Chair with Upholstered Seat and Mesh Back
510w x 580d x 855h x 470sh

ISITLM

	Upholstered Meeting Chair: Groups 1-7 and Leather	Group 1 - Add surcharge for Group 2-7 and Leather
	Mesh Back Meeting Chair: Groups 1-7 and Leather	Group 1 - Add surcharge for Group 2-7 and Leather

i-sit Finishes

Metal Frame Finishes for Cantilever Chairs

Black (Standard), Silver, suffix **.../SCF**, Black Graphite, suffix **.../BGCF**
Add surcharge for Chrome, suffix **.../CCF**



Metal Frame Finishes for Four-Legged Chairs

Black (Standard), Silver, suffix **.../SLF**, Black Graphite, suffix **.../BGLF**
Add surcharge for Chrome, suffix **.../CLF**



i-sit Options


Arm Options

Add surcharge for Cantilever Fixed Arms, suffix **.../CA**
Add surcharge for Four-Legged Fixed Arms, suffix **.../LA**

Fabric Insert Back Options for Cantilever and Four-Legged Chairs with Upholstered Back

Add surcharge for Group 1, suffix **.../FIB1**, Group 2, suffix **.../FIB2**, Group 3, suffix **.../FIB3**, Group 4, suffix **.../FIB4**, Group 5, suffix **.../FIB5**, Group 6, suffix **.../FIB6**, Group 7, suffix **.../FIB7**, Leather, suffix **.../FIBL**

Arm Options



.../CA

.../LA

Back Options



.../FIB

Moda

Meeting Chairs



Moda has established itself as a core product within our seating portfolio. Available in four configurations, the range has been designed to complement our task chair offering, where compatibility between work areas is required. Appearance and flexibility are the design foundations of Moda with its clean, modern lines, superb detailing and robust construction all finished in a sleek chrome frame. The contoured back and seat support the body, providing excellent comfort for prolonged periods of sitting. Moda is an excellent choice for meeting and visitor chairs.



Moda

Meeting Chairs

Available on a 1 Week Lead Time

Swivel: Mesh back - Upholstered seat - Black plastic shell - Integral arm with black arm pad - Moulded CMHR foam
Chrome four-star swivel base with protective glides

Cantilever: Upholstered or mesh back - Upholstered seat - Black plastic shell - Full or open back - Integral arm with black arm pad - Moulded CMHR foam
25mm tubular chrome frame with protective glides - Stackable up to 3 chairs high

Certifications: BS EN 5459-2:2000+A2:2008 - BS EN 16139:2013 - BS EN 1335-3:2009 - BS EN 15373:2007 Level 2 - BS EN 1022:2005

 One-week lead time on selected fabrics, see page 13-14  Qualifies for Chair in a Box Delivery Service, see page 8  Stackable




Four-Star Swivel Chair with Upholstered Seat and Mesh Back
680w x 680d x 875h x 475sh

 **MODMSW**



Cantilever Chair with Upholstered Seat and Mesh Back
535w x 625d x 875h x 475sh

 **MODMC**






Full Back Cantilever Chair with Upholstered Seat and Back
530w x 560d x 880h x 460sh

 **MODFBC**



Open Back Cantilever Chair with Upholstered Seat and Back
530w x 560d x 850h x 465sh

 **MODOBC**

 Mesh Back Chairs Groups 1-7	Group 1 - Add surcharge for Group 2-7 and Leather
 Full Back Fully Upholstered Chair: Groups 1-7	Group 1 - Add surcharge for Group 2-7 and Leather
 Open Back Fully Upholstered Chair: Groups 1-7	Group 1 - Add surcharge for Group 2-7 and Leather

Infinity

Meeting Chairs



Infinity is a comprehensive range offering multi-purpose seating with six base options making it a suitable solution for agile environments, meeting rooms, breakout spaces, classrooms and waiting areas. The polypropylene shell, available in black or white with integrated support arms, can be finished with an upholstered seat back and pad or mesh back with upholstered seat pad. To complement the polypropylene surround, metalwork is supplied in black graphite or white as standard or an enhanced aesthetic can be achieved with the introduction of colour, using one of our 11 epoxy-powder coating colour options.



Infinity

Meeting Chairs

Available on a 1 Week Lead Time

Meeting: Choice of six bases - Upholstered or mesh back - Upholstered seat - Black polypropylene shell - Fixed support arms - Injection moulded foam Black Graphite metal frame finish as standard on all chairs - Four-legged and cantilever frame stackable up to 5 chairs high on the floor

One-week lead time on selected fabrics, see page 13-14

Qualifies for Chair in a Box Delivery Service, see page 8

Stackable



Black Four-Legged Chair with Upholstered Seat and Back and Black Plastic Shell
595w x 575d x 875h x 470sh

INFBLUSUB



Black Four-Legged Chair with Upholstered Seat, Mesh Back and Plastic Black Shell
595w x 575d x 865h x 470sh

INFBLUSMB



Black Four-Legged Chair on Castors with Upholstered Seat and Back and Black Plastic Shell
595w x 575d x 885h x 470sh

INFBLUSUB/C



Black Four-Legged Chair on Castors with Upholstered Seat, Mesh Back and Plastic Black Shell
595w x 575d x 875h x 470sh

INFBLUSMB/C



Black Cantilever Chair with Upholstered Seat and Back and Black Plastic Shell
585w x 580d x 880h x 455sh

INFBCUSUB



Black Cantilever Chair with Upholstered Seat, Mesh Back and Plastic Black Shell
585w x 575d x 870h x 455sh

INFBCUSMB



Black Five-Star Swivel Chair with Upholstered Seat and Back and Black Plastic Shell
650w x 650d x 1015h x 595sh

INFB5SUSUB



Black Five-Star Swivel Chair with Upholstered Seat, Mesh Back and Plastic Black Shell
650w x 650d x 1005h x 595sh

INFB5SUSMB



Black Four-Star Swivel Chair with Upholstered Seat and Back and Black Plastic Shell
640w x 640d x 1060h x 635sh

INFB4SUSUB



Black Four-Star Swivel Chair with Upholstered Seat, Mesh Back and Plastic Black Shell
640w x 640d x 1050h x 635sh

INFB4SUSMB



Black Pyramid Four-Star Swivel Chair with Upholstered Seat and Back and Black Plastic Shell
660w x 660d x 990h x 565sh

INFB4SPUSUB



Black Pyramid Four-Star Swivel Chair with Upholstered Seat, Mesh Back and Plastic Black Shell
660w x 660d x 980h x 565sh

INFB4SPUSMB

Upholstered Back and Seat: Group 1 - Add surcharge for Group 2-7 and Leather
Groups 1-7 and Leather

Mesh Back and Upholstered Seat: Group 1 - Add surcharge for Group 2-7 and Leather
Groups 1-7 and Leather

Infinity Finishes

Metal Frame Finishes

Black Graphite (Standard), Silver, suffix **.../SF**, White, suffix **.../WF**
Add surcharge for Black, suffix **.../BF**, Praline, suffix **.../PLF**, Olive Green, suffix **.../OVF**, Atlantic Blue, suffix **.../ABF**, Sapphire Blue, suffix **.../SBF**, Mustard Yellow, suffix **.../MYF**, Terracotta, suffix **.../TCF**, Conker Brown, suffix **.../CBF**



Infinity White

Meeting Chairs

Available on a 1 Week Lead Time

Meeting: Choice of six bases - Upholstered or mesh back - Upholstered seat - White polypropylene shell - Fixed support arms - Injection moulded foam White metal frame finish as standard on all chairs except four-star swivel chairs - Polished aluminium metal frame finish as standard on four-star swivel chairs Four-legged and cantilever frame stackable up to 5 chairs high on the floor

One-week lead time on selected fabrics, see page 13-14

Qualifies for Chair in a Box Delivery Service, see page 8

Stackable



White Four-Legged Chair with Upholstered Seat and Back and White Plastic Shell

595w x 575d x 875h x 470sh

INFWLUSUB



White Four-Legged Chair with Upholstered Seat, Mesh Back and White Plastic Shell

595w x 575d x 865h x 470sh

INFWLUSMB



White Four-Legged Chair on Castors with Upholstered Seat and Back and White Plastic Shell

595w x 575d x 885h x 470sh

INFWLUSUB/C



White Four-Legged Chair on Castors with Upholstered Seat, Mesh Back and White Plastic Shell

595w x 575d x 875h x 470sh

INFWLUSMB/C



White Cantilever Chair with Upholstered Seat and Back and White Plastic Shell

585w x 580d x 880h x 455sh

INFWCUSUB



White Cantilever Chair with Upholstered Seat, Mesh Back and White Plastic Shell

585w x 575d x 870h x 455sh

INFWCUSMB



White Five-Star Swivel Chair with Upholstered Seat and Back and White Plastic Shell

650w x 650d x 1015h x 595sh

INFW5SUSUB



White Five-Star Swivel Chair with Upholstered Seat, Mesh Back and White Plastic Shell

650w x 650d x 1005h x 595sh

INFW5SUSMB



White Polished Four-Star Swivel Chair with Upholstered Seat and Back and White Plastic Shell

640w x 640d x 1060h x 635sh

INFW4SUSUB



White Polished Four-Star Swivel Chair with Upholstered Seat, Mesh Back and White Plastic Shell

640w x 640d x 1050h x 635sh

INFW4SUSMB



White Pyramid Four-Star Swivel Chair with Upholstered Seat and Back and White Plastic Shell

660w x 660d x 990h x 565sh

INFW4SPUSUB



White Pyramid Four-Star Swivel Chair with Upholstered Seat, Mesh Back and White Plastic Shell

660w x 660d x 980h x 565sh

INFW4SPUSMB

Upholstered Back and Seat: Groups 1-7 and Leather Group 1 - Add surcharge for Group 2-7 and Leather

Mesh Back and Upholstered Seat: Groups 1-7 and Leather Group 1 - Add surcharge for Group 2-7 and Leather

Infinity Finishes

Metal Frame Finishes


White (Standard), Black Graphite, suffix **.../BGF**, Silver, suffix **.../SF**

Add surcharge for Black, suffix **.../BF**, Praline, suffix **.../PLF**, Olive Green, suffix **.../OVF**, Atlantic Blue, suffix **.../ABF**, Sapphire Blue, suffix **.../SBF**, Mustard Yellow, suffix **.../MYF**, Terracotta, suffix **.../TCF**, Conker Brown, suffix **.../CBF**



Ace

Multi-Purpose Seating



Designed by Claudio Bellini, the Ace chair is inspired by a graceful design that follows an endless loop, creating a unique visual alliance between the upholstery and single-shell frame. The open lumbar area and flexible back supports users, providing relaxed comfort when seated. Designed for the modern environment, Ace is adaptable with a variety of leg frames and configurations, providing advanced ergonomics for multiple applications.



Ace

Multi-Purpose Seating

Available on a 1 Week Lead Time

Four-Legged and Sled: Designed by Claudio Bellini - Upholstered seat and back - Black or grey polypropylene shell
 Inner structure of back cushion fits closely to human body curve - Distinctive open lumbar design
 Black or grey metal finish as standard on four-legged and sled chairs - Optional arms

One-week lead time on selected fabrics, see page 13-14

Qualifies for Chair in a Box Delivery Service, see page 8



Black Four-Legged Chair with Upholstered Seat and Back and Black Plastic Shell

540w x 585d x 815h x 475sh

ACEB



Grey Four-Legged Chair with Upholstered Seat and Back and Grey Plastic Shell

540w x 585d x 815h x 475sh

ACEG



Black Sled Chair with Upholstered Seat and Back and Black Plastic Shell

540w x 555d x 820h x 480sh

ACESBB



Grey Sled Chair with Upholstered Seat and Back and Grey Plastic Shell

540w x 555d x 820h x 480sh

ACESBG

Upholstered Chair:
Groups 1-7 and Leather

Group 1 - Add surcharge for Group 2-7 and Leather

Ace Finishes

Metal Frame Finishes

Black (Standard), Grey (Standard), for Silver, suffix **.../SF**, Black Graphite, suffix **.../BGF**, White, suffix **.../WF**
 Add surcharge for Chrome Effect, suffix **.../CF**, Praline, suffix **.../PLF**, Olive Green, suffix **.../OVF**, Atlantic Blue, suffix **.../ABF**,
 Sapphire Blue, suffix **.../SBF**, Mustard Yellow, suffix **.../MYF**, Terracotta, suffix **.../TCF**, Conker Brown, suffix **.../CBF**



Ace Options

Arm Options

Add surcharge for Black Fixed Arms, suffix **.../BFA**
 Add surcharge for Grey Fixed Arms, suffix **.../GFA**

Arm Options



.../BFA



.../GFA

Agile Seating



See page 53

Matching Stool



See page 131

Ace

Multi-Purpose Seating

Available on a 1 Week Lead Time

Four-Star and Five-Star Swivel: Designed by Claudio Bellini - Upholstered seat and back - Black or grey polypropylene shell
 Inner structure of back cushion fits closely to human body curve - Distinctive open lumbar design - Black or grey, four-star or a five-star base
 Castors as standard on four-star and five-star chairs - Optional tilt mechanism and arms

 One-week lead time on selected fabrics, see page 13-14

 Qualifies for Chair in a Box Delivery Service, see page 8



Black Four-Star Swivel Chair with Upholstered Seat and Back and Black Plastic Shell
 660w x 660d x 925h x 585sh



ACE4SB
 Standard



ACE4SB/TM
 Tilt Mechanism



Grey Four-Star Swivel Chair with Upholstered Seat and Back and Grey Plastic Shell
 660w x 660d x 925h x 585sh



ACE4SG
 Standard



ACE4SG/TM
 Tilt Mechanism



Black Five-Star Swivel Chair with Upholstered Seat and Back and Black Plastic Shell
 650w x 650d x 945h x 605sh



ACE5SB
 Standard



ACE5SB/TM
 Tilt Mechanism



Grey Five-Star Swivel Chair with Upholstered Seat and Back and Grey Plastic Shell
 650w x 650d x 945h x 605sh



ACE5SG
 Standard



ACE5SG/TM
 Tilt Mechanism



Upholstered Chair:
 Groups 1-7 and Leather

Group 1 - Add surcharge for Group 2-7 and Leather

Ace Options

Tilt Options

Tilt Mechanism, suffix **.../TM**, see above for prices

Arm Options

Add surcharge for Black Fixed Arms, suffix **.../BFA**
 Add surcharge for Grey Fixed Arms, suffix **.../GFA**

Castor Options

Add surcharge for Glides, suffix **.../G**

Arm Options



.../BFA



.../GFA

Castor Options



.../G

Agile Seating



See page 53

Matching Stool



See page 131

Leola

Multi-Purpose Seating



The striking design of Leola delivers a versatile, multifunctional chair. Its versatility is compounded by the many options available to the user including various frame types, arms, backs, seats and upholstery finishes. Functionally, the chair is an excellent performer stacking four units high from the floor, eight units high from a trolley and boasting additional extras such as attachable writing tablets and linking devices. Leola is a perfect choice for contemporary community areas, training facilities, waiting rooms, conference facilities and many other applications within the office, education and leisure environment.



Leola

Multi-Purpose Seating

Available on a 1 Week Lead Time

Four-Legged: Plastic or upholstered back - Plastic or upholstered seat - Black, grey or white plastic shell - Polypropylene and fibreglass backrest
Polypropylene seat and outer seat cover - CMHR foam - 22mm tubular chrome frame - Stackable up to 4 chairs high on the floor
Optional arms, writing tablets and castors

Trolley: For four-legged chairs only - Tubular steel construction - Black epoxy powder coated finish - Castors for manoeuvrability
Stackable up to 4 chairs high when stacked on the trolley - Overall trolley dimensions: 340h x 560w x 635d

Linking Devices: Linking can only be achieved between same type chairs, it is not possible to link between a four-legged and a cantilever chair - Chrome finish

Certifications: BS EN 10025:1993 - BS EN 13761:2002 - BS EN 1728:2001 - BS EN 1022:2005

One-week lead time on selected fabrics, see page 13-14

Qualifies for Chair in a Box Delivery Service, see page 8

Stackable



Four-Legged Chair with Plastic Shell
480w x 525d x 825h x 455sh

- LEOLBPSPB**
Black Plastic
- LEOLGSPSB**
Grey Plastic
- LEOLWPSPB**
White Plastic



Four-Legged Chair with Upholstered Seat and Plastic Shell
485w x 525d x 825h x 480sh

- LEOLBUSPB**
Black Plastic
- LEOLGUSPB**
Grey Plastic
- LEOLWUSPB**
White Plastic



Four-Legged Chair with Upholstered Seat and Back and Plastic Shell
485w x 535d x 830h x 480sh

- LEOLBUSUB**
Black Plastic
- LEOLGUSUB**
Grey Plastic
- LEOLWUSUB**
White Plastic

Upholstered Seat Pad: Groups 1-7 and Leather Group 1 - Add surcharge for Group 2-7 and Leather

Fully Upholstered Chair: Groups 1-7 and Leather Group 1 - Add surcharge for Group 2-7 and Leather

Leola Finishes

Plastic Shell Finishes

Black, Grey, White

Black

Grey

White

Leola Options / Additions

Arm Options

Add surcharge for Black Arms, suffix **.../BLA**
Add surcharge for Grey Arms, suffix **.../GLA**
Add surcharge for White Arms, suffix **.../WLA**

Writing Tablet Options

(Only compatible when arms are specified)

Add surcharge for Left-Hand Writing Tablet, suffix **.../WTLH**
Add surcharge for Right-Hand Writing Tablet, suffix **.../WTRH**

Castor Options

Add surcharge for Castors, suffix **.../C**

Linking Devices

Linking Device One (for use with chairs without arms), **LEO/LD1**
Linking Device Two (for use with chairs with arms), **LEO/LD2**
Linking Device Three (for use with chairs with writing tablet), **LEO/LD3**

Trolley

Trolley, **LCD**

Arm Style



.../GLA

Writing Tablet



Left-Hand Shown

.../WTLH

Castor Options



.../C

Linking Options



LEO/LD1

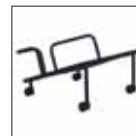


LEO/LD2



LEO/LD3

Additional Options



LCD

Agile Seating



See page 55

Four-Legged: Mesh back - Plastic or upholstered seat - Black, grey or white plastic shell - Polypropylene and fibreglass backrest
 Polypropylene seat and outer seat cover - CMHR foam - 22mm tubular chrome frame - Stackable up to 4 chairs high on the floor
 Optional arms, writing tablets and castors

Trolley: For four-legged chairs only - Tubular steel construction - Black epoxy powder coated finish - Castors for manoeuvrability
 Stackable up to 4 chairs high when stacked on the trolley - Overall trolley dimensions: 340h x 560w x 635d

Linking Devices: Linking can only be achieved between same type chairs, it is not possible to link between a four-legged and a cantilever chair - Chrome finish

Certifications: BS EN 10025:1993 - BS EN 13761:2002 - BS EN 1728:2001 - BS EN 1022:2005

 One-week lead time on selected fabrics, see page 13-14

 Qualifies for Chair in a Box Delivery Service, see page 8

 Stackable




Four-Legged Chair with Mesh Back and Plastic Shell
 480w x 525d x 825h x 455sh

-  **LEOLBPSMB**
Black Plastic
-  **LEOLGPSMB**
Grey Plastic
-  **LEOLWPSMB**
White Plastic



Four-Legged Chair with Upholstered Seat, Mesh Back and Plastic Shell
 485w x 535d x 825h x 480sh

-  **LEOLBUSMB**
Black Plastic
-  **LEOLGUSMB**
Grey Plastic
-  **LEOLWUSMB**
White Plastic

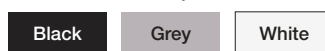
 **Upholstered Seat Pad:**
 Groups 1-7 and Leather

Group 1 - Add surcharge for Group 2-7 and Leather

Leola Finishes

Plastic Shell Finishes

Black, Grey, White



Leola Options / Additions

Arm Options

Add surcharge for Black Arms, suffix **.../BLA**
 Add surcharge for Grey Arms, suffix **.../GLA**
 Add surcharge for White Arms, suffix **.../WLA**

Writing Tablet Options

(Only compatible when arms are specified)

Add surcharge for Left-Hand Writing Tablet, suffix **.../WTLH**
 Add surcharge for Right-Hand Writing Tablet, suffix **.../WTRH**

Castor Options

Add surcharge for Castors, suffix **.../C**

Linking Devices

Linking Device One (for use with chairs without arms), **LEO/LD1**
 Linking Device Two (for use with chairs with arms), **LEO/LD2**
 Linking Device Three (for use with chairs with writing tablet), **LEO/LD3**

Trolley

Trolley, LCD

Arm Style



.../GLA

Writing Tablet



Left-Hand Shown

.../WTLH

Castor Options



.../C

Linking Options



LEO/LD1



LEO/LD2



LEO/LD3

Additional Options



LCD

Agile Seating



See page 55

Leola

Multi-Purpose Seating

Available on a 1 Week Lead Time

Cantilever: Plastic or upholstered back - Plastic or upholstered seat - Black, grey or white plastic shell - Polypropylene and fibreglass backrest
Polypropylene seat and outer seat cover - CMHR foam - 22mm tubular chrome frame - Stackable up to 4 chairs high on the floor
Optional arms and writing tablets

Linking Devices: Linking can only be achieved between same type chairs, it is not possible to link between a four-legged and a cantilever chair - Chrome finish

Certifications: BS EN 10025:1993 - BS EN 13761:2002 - BS EN 1728:2001 - BS EN 1022:2005

 One-week lead time on selected fabrics, see page 13-14

 Qualifies for Chair in a Box Delivery Service, see page 8

 Stackable



Cantilever Chair with Plastic Shell

480w x 575d x 825h x 455sh

- LEOCBPSPB**
Black Plastic
- LEOCGSPSB**
Grey Plastic
- LEOCWPSPB**
White Plastic



Cantilever Chair with Upholstered Seat and Plastic Shell

485w x 575d x 825h x 480sh

- LEOCBUSPB**
Black Plastic
- LEOCGUSPB**
Grey Plastic
- LEOCWUSPB**
White Plastic



Cantilever Chair with Upholstered Seat and Back and Plastic Shell

485w x 575d x 830h x 480sh

- LEOCBUSUB**
Black Plastic
- LEOCGUSUB**
Grey Plastic
- LEOCWUSUB**
White Plastic

Upholstered Seat Pad: Groups 1-7 and Leather Group 1 - Add surcharge for Group 2-7 and Leather

Fully Upholstered Chair: Groups 1-7 and Leather Group 1 - Add surcharge for Group 2-7 and Leather

Leola Finishes

Plastic Shell Finishes

Black, Grey, White

Black

Grey

White

Leola Options / Additions

Arm Options

Add surcharge for Black Arms, suffix **.../BCA**
Add surcharge for Grey Arms, suffix **.../GCA**
Add surcharge for White Arms, suffix **.../WCA**

Writing Tablet Options

(Only compatible when arms are specified)

Add surcharge for Left-Hand Writing Tablet, suffix **.../WTLH**
Add surcharge for Right-Hand Writing Tablet, suffix **.../WTRH**

Linking Devices

Linking Device One (for use with chairs without arms), **LEO/LD1**
Linking Device Two (for use with chairs with arms), **LEO/LD2**
Linking Device Three (for use with chairs with writing tablet), **LEO/LD3**

Arm Style



.../BCA

Writing Tablet



Left-Hand Shown

.../WTLH

Linking Options




LEO/LD1

LEO/LD2

LEO/LD3

Agile Seating



See page 55

Cantilever: Mesh back - Plastic or upholstered seat - Black, grey or white plastic shell - Polypropylene and fibreglass backrest
 Polypropylene seat and outer seat cover - CMHR foam - 22mm tubular chrome frame - Stackable up to 4 chairs high on the floor
 Optional arms and writing tablets

Linking Devices: Linking can only be achieved between same type chairs, it is not possible to link between a four-legged and a cantilever chair - Chrome finish

Certifications: BS EN 10025:1993 - BS EN 13761:2002 - BS EN 1728:2001 - BS EN 1022:2005

One-week lead time on selected fabrics, see page 13-14 Qualifies for Chair in a Box Delivery Service, see page 8 Stackable



Cantilever Chair with Mesh Back and Plastic Shell
 480w x 575d x 825h x 455sh

- LEOCBPSMB**
Black Plastic
- LEOCGPSMB**
Grey Plastic
- LEOCWPSMB**
White Plastic



Cantilever Chair with Upholstered Seat, Mesh Back and Plastic Shell
 485w x 575d x 825h x 480sh

- LEOCBUSMB**
Black Plastic
- LEOCGUSMB**
Grey Plastic
- LEOCWUSMB**
White Plastic

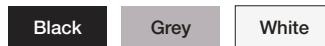
Upholstered Seat Pad:
 Groups 1-7 and Leather

Group 1 - Add surcharge for Group 2-7 and Leather

Leola Finishes

Plastic Shell Finishes

Black, Grey, White



Leola Options / Additions

Arm Options

Add surcharge for Black Arms, suffix **.../BCA**
 Add surcharge for Grey Arms, suffix **.../GCA**
 Add surcharge for White Arms, suffix **.../WCA**

Writing Tablet Options

(Only compatible when arms are specified)

Add surcharge for Left-Hand Writing Tablet, suffix **.../WTLH**
 Add surcharge for Right-Hand Writing Tablet, suffix **.../WTRH**

Linking Devices

Linking Device One (for use with chairs without arms), **LEO/LD1**
 Linking Device Two (for use with chairs with arms), **LEO/LD2**
 Linking Device Three (for use with chairs with writing tablet), **LEO/LD3**

Arm Style



.../BCA

Writing Tablet



Left-Hand Shown

.../WTLH

Linking Options



LEO/LD1



LEO/LD2



LEO/LD3


Agile Seating



See page 55

Zen

Multi-Purpose Seating



Designed by Paolo Lucidi and Luca Pevere, Zen is adaptable with eight vibrant colour options and three base variations including a chrome four-legged, chrome sled frame and wooden frame option. With its fun, figure embracing shell, it delivers unique style to community areas, meeting rooms, bars and bistros. For further customisation of the chair, an upholstered seat pad is available. For transient spaces, a trolley is available for moving stacked chairs on specific chairs.



Zen

Multi-Purpose Seating

Available on a 1 Week Lead Time

Multi-Purpose: Choice of three bases - Designed by Paolo Lucidi and Luca Pevere - With or without an upholstered seat - Eight plastic shell finishes
 First class virgin material - High quality robust construction - 16mm tubular chromed frame with protective adjustable feet for four-legged chairs
 12mm tubular chromed frame with protective glides for sled chairs - Seven wood finishes for wooden four-legged chairs
 Stackable up to 10 (plastic four-legged and sled) and 4 (upholstered four-legged and sled) chairs high on the floor (wooden frame chairs are non-stacking)

Trolley: For four-legged and sled chairs only - Tubular steel construction - Black epoxy powder coated finish - Wheels for manoeuvrability
 Stacking up to 10 (plastic) or 4 (upholstered) chairs high on the trolley - Overall trolley dimensions: 870h x 490w x 870d

Certifications: ANSI-BIFMA X5.1-2011/6 - ANSI-BIFMA X5.1-2011/14 - ANSI-BIFMA X5.1-2011/8 - ANSI-BIFMA X5.1-2011/18 - ANSI-BIFMA X5.1-2011/11
 ANSI-BIFMA X5.1-2011/16 - ANSI-BIFMA X5.1-2011/21 - ANSI-BIFMA X5.1-2011/12 - BS EN 16139:2013 - BS EN 1728:2012 - BS EN 1022:2005

One-week lead time on selected fabrics, see page 13-14

Qualifies for Chair in a Box Delivery Service, see page 8

Stackable



Four-Legged Chair with Plastic Shell

560w x 525d x 780h x 475sh

ZEN...



Four-Legged Chair with Upholstered Seat and Plastic Shell

560w x 525d x 780h x 485sh

ZENUS...



Sled Chair with Plastic Shell

560w x 555d x 780h x 480sh

ZENSB...



Sled Chair with Upholstered Seat and Plastic Shell

560w x 555d x 780h x 490sh

ZENSBUS...



Wooden Four-Legged Chair with Plastic Shell

560w x 510d x 790h x 470sh

ZENWL...



Wooden Four-Legged Chair with Upholstered Seat and Plastic Shell

560w x 510d x 790h x 480sh

ZENWLUS...

Upholstered Seat: Groups 1-7 and Leather

Group 1 - Add surcharge for Group 2-7 and Leather

Zen Finishes

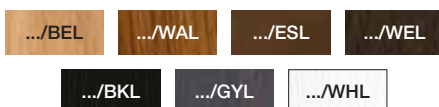
Plastic Shell Finishes

Black, suffix **.../BK**, Blue, suffix **.../BU**, Green, suffix **.../GN**,
 Grey, suffix **.../GR**, Orange, suffix **.../OG**, Red, suffix **.../RD**,
 Sand, suffix **.../SD**, White, suffix **.../WH**



Wooden Frame Finishes for Wooden Four-Legged Chairs

Beech, suffix **.../BEL**
 Add surcharge for Stained Walnut, suffix **.../WAL**, Stained Espresso, suffix **.../ESL**,
 Stained Wenge, suffix **.../WEL**, Stained Black, suffix **.../BKL**,
 Stained Grey, suffix **.../GYL**, White, suffix **.../WHL**



Zen Options / Additions

Trolley Option for Four-Legged and Sled Chairs

Trolley, ZENT

Trolley Options



ZENT

Matching Stool



See page 137

Multiply

Multi-Purpose Seating



Multiply offers a modern design which is simple and compact, yet functional. The Non-upholstered chairs with metal legs can neatly stack together for easy storage or transportation making it perfect for transient spaces. With 2 base styles, the robust, tubular steel frame can be finished in silver, black, black graphite, white or our new colour options and the wooden angular legs are available in beech, walnut, espresso, wenge, black and white finishes. The seat shell is available in various finishes with choice of an open or a closed back. Upholstery can be integrated into the finished design by selecting an upholstered seat pad or fully upholstered option that can be finished in a choice of fabrics. Further personalisation includes the addition of support arms on the metal leg versions. In summary, Multiply possesses simplicity and versatility, making it adaptable to a multitude of spaces and needs.



Multiply

Multi-Purpose Seating

Available on a 1 Week Lead Time

Four-Legged: With or without a seat pad or fully upholstered - Three moulded plywood shell finishes - With or without an open back - CMHR foam 18mm tubular chrome frame as standard on four-legged chairs - Stackable up to 5 chairs high (non-stacking when upholstered)

One-week lead time on selected fabrics, see page 13-14

Qualifies for Chair in a Box Delivery Service, see page 8

Stackable



Four-Legged Chair with Wooden Shell

515w x 540d x 835h x 460sh

MUL...



Four-Legged Open Back Chair with Wooden Shell

515w x 540d x 835h x 460sh

MULO...



Four-Legged Chair with Upholstered Seat and Wooden Shell

515w x 540d x 835h x 470sh

MULUP...



Four-Legged Open Back Chair with Upholstered Seat and Wooden Shell

515w x 540d x 835h x 470sh

MULOUP...



Four-Legged Chair with Upholstered Seat and Back

515w x 540d x 840h x 470sh

MULFUP

Upholstered Seat Pad:
Groups 1-7 and Leather

Group 1 - Add surcharge for Group 2-7 and Leather

Fully Upholstered Chair:
Groups 1-7 and Leather

Group 1 - Add surcharge for Group 2-7 and Leather

Multiply Finishes

Wooden Shell Finishes - Not available on fully upholstered chair

Beech, suffix **.../BE** - Add surcharge for Stained Wenge, suffix **.../WE**, White, suffix **.../WH**

.../BE

.../WE

.../WH

Metal Frame Finishes

Chrome (Standard), Silver, suffix **.../SF**, Black Graphite, suffix **.../BGF**, White, suffix **.../WF**

Add surcharge for Black, suffix **.../BF**, Praline, suffix **.../PLF**, Olive Green, suffix **.../OVF**, Atlantic Blue, suffix **.../ABF**, Sapphire Blue, suffix **.../SBF**,

Mustard Yellow, suffix **.../MYF**, Terracotta, suffix **.../TCF**, Conker Brown, suffix **.../CBF**

.../SF

.../BGF

.../WF

.../BF

.../PLF

.../OVF

.../ABF

.../SBF

.../MYF

.../TCF

.../CBF

Matching Stool



See page 139

Multiply

Multi-Purpose Seating

Available on a 1 Week Lead Time

Four-Legged: With or without a seat pad or fully upholstered - Three moulded plywood shell finishes - Integral arms with polypropylene arm pads
 With or without an open back - CMHR foam - 18mm tubular chrome frame as standard on four-legged chairs
 Stackable up to 5 chairs high (non-stacking when upholstered)

One-week lead time on selected fabrics, see page 13-14

Qualifies for Chair in a Box Delivery Service, see page 8

Stackable



**Four-Legged Chair with
Wooden Shell and Fixed Arms**
580w x 540d x 835h x 460sh

MULA...



**Four-Legged Open Back Chair with
Wooden Shell and Fixed Arms**
580w x 540d x 835h x 460sh

MULOA...



**Four-Legged Chair with
Upholstered Seat,
Wooden Shell and Fixed Arms**
580w x 540d x 835h x 470sh

MULAUP...



**Four-Legged Open Back Chair
with Upholstered Seat,
Wooden Shell and Fixed Arms**
580w x 540d x 835h x 470sh

MULOAP...



**Four-Legged Chair with
Upholstered Seat and Back and
Fixed Arms**
580w x 540d x 840h x 470sh

MULAFUP

Upholstered Seat Pad:
Groups 1-7 and Leather

Group 1 - Add surcharge for Group 2-7 and Leather

Fully Upholstered Chair:
Groups 1-7 and Leather

Group 1 - Add surcharge for Group 2-7 and Leather

Multiply Finishes

Wooden Shell Finishes - *Not available on fully upholstered chair*

Beech, suffix **.../BE** - Add surcharge for Stained Wenge, suffix **.../WE**, White, suffix **.../WH**

.../BE

.../WE

.../WH

Metal Frame Finishes

Chrome (Standard), Silver, suffix **.../SF**, Black Graphite, suffix **.../BGF**, White, suffix **.../WF**

Add surcharge for Black, suffix **.../BF**, Praline, suffix **.../PLF**, Olive Green, suffix **.../OVF**, Atlantic Blue, suffix **.../ABF**, Sapphire Blue, suffix **.../SBF**,
 Mustard Yellow, suffix **.../MYF**, Terracotta, suffix **.../TCF**, Conker Brown, suffix **.../CBF**

.../SF

.../BGF

.../WF

.../BF

.../PLF

.../OVF

.../ABF

.../SBF

.../MYF

.../TCF

.../CBF

Matching Stool



See page 139

Multiply

Multi-Purpose Seating

Available on a 1 Week Lead Time

Wooden Four-Legged: With or without a seat pad or fully upholstered - Three moulded plywood shell finishes - With or without an open back - CMHR foam
Seven wood finishes on wooden four-legged chairs - Protective felt feet - Please note, chairs are not stackable

One-week lead time on selected fabrics, see page 13-14

Qualifies for Chair in a Box Delivery Service, see page 8



**Wooden Four-Legged Chair with
Wooden Shell**
475w x 540d x 835h x 460sh

MULWL...



**Wooden Four-Legged Open
Back Chair with Wooden Shell**
475w x 540d x 835h x 460sh

MULOWL...



**Wooden Four-Legged Chair with
Upholstered Seat and
Wooden Shell**
475w x 540d x 835h x 470sh

MULUPWL...



**Wooden Four-Legged Open
Back Chair with Upholstered
Seat and Wooden Shell**
475w x 540d x 835h x 470sh

MULOUPWL...



**Wooden Four-Legged Chair with
Upholstered Seat and Back**
475w x 540d x 840h x 470sh

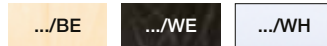
MULFUPWL...

<input type="radio"/> Upholstered Seat Pad: Groups 1-7 and Leather	Group 1 - Add surcharge for Group 2-7 and Leather
<input type="radio"/> Fully Upholstered Chair: Groups 1-7 and Leather	Group 1 - Add surcharge for Group 2-7 and Leather

Multiply Finishes

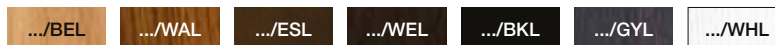
Wooden Shell Finishes - Not available on fully upholstered chair

Beech, suffix **.../BE** - Add surcharge for Stained Wenge, suffix **.../WE**, White, suffix **.../WH**



Wooden Frame Finishes

Beech, suffix **.../BEL** - Add surcharge for Stained Walnut, suffix **.../WAL**, Stained Espresso, suffix **.../ESL**, Stained Wenge, suffix **.../WEL**, Stained Black, suffix **.../BKL**, Stained Grey, suffix **.../GYL**, White, suffix **.../WHL**



Matching Stool



See page 139

Matching Table



See page 345

Vice Versa

Multi-Purpose Seating



Vice Versa is an innovative product with distinctive lines, designed by Alberto Basaglia and Natalia Rota Nodari. It is assembled without screws and features a patented interlocking system that keeps costs to a minimum and facilitates disposal at the end of life. Vice Versa is a multi-purpose chair with a design that combines functionality, style and strength. The polypropylene version's seat and backrest are injection moulded using fireproof polypropylene and are available in six colours, with the Mesh versions backrest available in three colours. The frame is available in chrome, silver, black, black graphite, white or our new colour options. When combined together, the possibilities for personalisation and customisation are comprehensive. With the ability to stack up to 40 high, making it perfect for an area that requires space saving solutions. This is a chair suitable for a variety of tasks and environments.



Vice Versa

Multi-Purpose Seating

Available on a 1 Week Lead Time

Sled: Designed by Basaglia and Nodari - With or without upholstered seat and back pads - Seven injection moulded polypropylene shell finishes
With or without integral arms - Protective anti UV treatment - 11mm chromed wire frame as standard on sled chairs - Protective glides
Stackable up to 20 (plastic) or 15 (upholstered) chairs high when stacked on the floor - Optional writing tablets

Trolley: Tubular steel frame - Black epoxy powder coated finish - Stackable up to 40 (plastic) or 15 (upholstered) chairs high when stacked on the trolley
Overall dimensions: 690w x 1030d x 910h

Certifications: BS EN 13761:2002 - BS EN 15373:2007 - BS EN 1728:2001 - BS EN 1022:2005 - BS EN 16139:2013 (E)

One-week lead time on selected fabrics, see page 13-14

Qualifies for Chair in a Box Delivery Service, see page 8

Stackable



Sled Chair with Plastic Shell
550w x 570d x 815h x 455sh



Sled Chair with Upholstered Seat and Plastic Shell
550w x 570d x 815h x 465sh



Sled Chair with Upholstered Seat and Back and Plastic Shell
550w x 570d x 815h x 465sh



Sled Chair with Plastic Shell and Fixed Arms
570w x 570d x 815h x 455sh



Sled Chair with Upholstered Seat, Plastic Shell and Fixed Arms
570w x 570d x 815h x 465sh



Sled Chair with Upholstered Seat and Back, Plastic Shell and Fixed Arms
570w x 570d x 815h x 465sh



Upholstered Seat: Groups 1-7 and Leather Group 1 - Add surcharge for Group 2-7 and Leather

Upholstered Seat and Back: Groups 1-7 and Leather Group 1 - Add surcharge for Group 2-7 and Leather

Vice Versa Finishes

Plastic Shell Finishes

Black, suffix **.../BK**, Blue (New Version), suffix **.../BU2**,
Green (New Version), suffix **.../GN2**, Grey, suffix **.../GR**, Red, suffix **.../RD**,
Sand, suffix **.../SD**, White, suffix **.../WH**



Metal Frame Finishes

Chrome (Standard), Silver, suffix **.../SF**,
Black Graphite, suffix **.../BGF**, White, suffix **.../WF**
Add surcharge for Black, suffix **.../BF**, Praline, suffix **.../PLF**, Olive Green, suffix **.../OVF**,
Atlantic Blue, suffix **.../ABF**, Sapphire Blue, suffix **.../SBF**,
Mustard Yellow, suffix **.../MYF**, Terracotta, suffix **.../TCF**, Conker Brown, suffix **.../CBF**



Vice Versa Options / Additions

Additional Options

Add surcharge for Writing Tablet for Armed Chairs, suffix **.../WT**
(Please note, chairs with writing tablets are non-stackable)

Additional Items

Linking Device (Pair), **VIC/LD**
Trolley, **VICT**


Options / Additions



.../WT



VIC/LD



VICT

Matching Stool



See page 143

Vice Versa

Multi-Purpose Seating

Available on a 1 Week Lead Time

Sled: Designed by Basaglia and Nodari - Three high quality mesh back finishes - With or without an upholstered seat pad
 Three injection moulded polypropylene shell finishes - With or without integral arms - Protective anti UV treatment
 11mm chromed wire frame as standard on sled chairs - Protective glides - Stackable up to 20 (plastic) or 15 (upholstered) chairs high when stacked on the floor
 Optional writing tablets

Trolley: Tubular steel frame - Black epoxy powder coated finish - Stackable up to 40 (plastic) or 15 (upholstered) chairs high when stacked on the trolley
 Overall dimensions: 690w x 1030d x 910h

One-week lead time on selected fabrics, see page 13-14 Qualifies for Chair in a Box Delivery Service, see page 8 Stackable



Sled Chair with Mesh Back and Plastic Shell
 550w x 570d x 815h x 455sh

VICM...



Sled Chair with Upholstered Seat, Mesh Back and Plastic Shell
 550w x 570d x 815h x 465sh

VICMUS...



Sled Chair with Mesh Back, Plastic Shell and Fixed Arms
 570w x 570d x 815h x 455sh

VICMA...



Sled Chair with Upholstered Seat, Mesh Back, Plastic Shell and Fixed Arms
 570w x 570d x 815h x 465sh

VICMAUS...

Upholstered Seat Pad:
 Groups 1-7 and Leather

Group 1 - Add surcharge for Group 2-7 and Leather

Vice Versa Mesh Finishes

Plastic Shell Finishes

Black, suffix **.../BK**, Grey, suffix **.../GR**, White, suffix **.../WH**



Mesh Finishes

Black, suffix **.../BKM**, Grey, suffix **.../GRM**, White, suffix **.../WHM**



Metal Frame Finishes

Chrome (Standard), Silver, suffix **.../SF**, Black Graphite, suffix **.../BGF**, White, suffix **.../WF**
 Add surcharge for Black, suffix **.../BF**, Praline, suffix **.../PLF**, Olive Green, suffix **.../OVF**, Atlantic Blue, suffix **.../ABF**, Sapphire Blue, suffix **.../SBF**,
 Mustard Yellow, suffix **.../MYF**, Terracotta, suffix **.../TCF**, Conker Brown, suffix **.../CBF**



Vice Versa Options / Additions

Additional Options

Add surcharge for Writing Tablet for Armed Chairs, suffix **.../WT**
 (Please note, chairs with writing tablets are non-stackable)

Additional Items

Linking Device (Pair), **VIC/LD**
 Trolley, **VICT**

Options / Additions



.../WT

VIC/LD

VICT

Kiro

Multi-Purpose Seating



Kiro is a modern multi-purpose chair that embraces comfort and performance. The choice of five base options provides a multi-functional and robust platform for this affordable seating range. A polypropylene seat and back, available in a choice of five soft colour finishes, delivers a functional solution for a diverse range of applications.



Kiro

Multi-Purpose Seating

Multi-Purpose: Choice of three frames - Five polypropylene shell finishes - With or without a seat pad - CMHR foam
Integral arms on four-legged chairs with castors - Eleven painted metal frame finishes on four-legged and sled chairs

The dimensions of the new seating items below are subject to change.

 Qualifies for Chair in a Box Delivery Service, see page 8



Four-Legged Open Back Chair with Plastic Shell
615w x 630d x 825h x 480sh

 **KIR...**



Four-Legged Open Back Chair with Upholstered Seat and Plastic Shell
615w x 630d x 825h x 495sh

 **KIRUS...**



Four-Legged Open Back Chair with Plastic Shell, Fixed Arms and Castors
625w x 690d x 820h x 455sh

 **KIRA/C...**



Four-Legged Open Back Chair with Upholstered Seat, Plastic Shell, Fixed Arms and Castors
625w x 690d x 800h x 470sh

 **KIRAU/C...**



Sled Open Back Chair with Plastic Shell
615w x 630d x 830h x 485sh

 **KIRSB...**



Sled Open Back Chair with Upholstered Seat and Plastic Shell
615w x 630d x 830h x 500sh

 **KIRSBUS...**

 **Upholstered Seat Pad:**
Groups 1-7 and Leather

Group 1 - Add surcharge for Group 2-7 and Leather

Kiro Finishes

Plastic Shell Finishes

Black, suffix **.../BK**, Blue, suffix **.../BU**, Green, suffix **.../GN**, Terracotta, suffix **.../TC**, White, suffix **.../WH**



Metal Frame Finishes for Four-Legged and Sled Chairs

Silver, suffix **.../SF**, Black Graphite, suffix **.../BGF**, White, suffix **.../WF**

Add surcharge for Black, suffix **.../BF**, Praline, suffix **.../PLF**, Olive Green, suffix **.../OVF**, Atlantic Blue, suffix **.../ABF**, Sapphire Blue, suffix **.../SBF**, Mustard Yellow, suffix **.../MYF**, Terracotta, suffix **.../TCF**, Conker Brown, suffix **.../CBF**



Matching Stool



See page 146

Kiro

Multi-Purpose Seating

Five-Star and Four-Star Pyramid: Five polypropylene shell finishes - With or without a seat pad - CMHR foam - Integral arms on five-star chairs
 Black nylon base as standard on five-star chairs - Eleven painted metal frame finishes on four-star pyramid chairs

The dimensions of the new seating items below are subject to change.

Qualifies for Chair in a Box Delivery Service, see page 8



Five-Star Open Back Chair with Plastic Shell and Fixed Arms
700w x 700d x 930h x 565sh

KIR5S/FA...



Five-Star Open Back Chair with Upholstered Seat, Plastic Shell and Fixed Arms
700w x 700d x 930h x 580sh

KIR5SUS/FA...



Four-Star Pyramid Open Back Chair with Plastic Shell
720w x 720d x 825h x 480sh

KIR4SP...



Four-Star Pyramid Open Back Chair with Upholstered Seat and Plastic Shell
720w x 720d x 825h x 495sh

KIR4SPUS...

Upholstered Seat Pad:
Groups 1-7 and Leather

Group 1 - Add surcharge for Group 2-7 and Leather

Kiro Finishes

Plastic Shell Finishes

Black, suffix **.../BK**, Blue, suffix **.../BU**, Green, suffix **.../GN**, Terracotta, suffix **.../TC**, White, suffix **.../WH**



Base Finishes for Five-Star Chairs

Black Nylon (Standard)
Add surcharge for Polished Aluminium, suffix **.../PB**



Metal Frame Finishes for Four-Star Pyramid Chairs

Silver, suffix **.../SF**, Black Graphite, suffix **.../BGF**, White, suffix **.../WF**
 Add surcharge for Black, suffix **.../BF**, Praline, suffix **.../PLF**, Olive Green, suffix **.../OVF**, Atlantic Blue, suffix **.../ABF**, Sapphire Blue, suffix **.../SBF**,
 Mustard Yellow, suffix **.../MYF**, Terracotta, suffix **.../TCF**, Conker Brown, suffix **.../CBF**



Matching Stool



See page 146

Salto

Multi-Purpose Seating



Designed in Italy by Paolo Scagnellato and Jeremiah Ferrarese, Salto was created with flexibility in mind and the concept of designing a simple, yet attractive product that offers a technical solution for a multitude of applications. The versatility of the components allows the chair to be adapted for use in offices, meeting rooms, training rooms and waiting rooms.



Salto

Multi-Purpose Seating

Available on a 1 Week Lead Time

Non-Upholstered Back Four-Legged: Plastic back - Plastic or upholstered seat - Six plastic shell finishes - Black frame as standard on four-legged chairs
Patented plug supplied as standard on chairs without armrests to link units - Optional arms and writing tablets
Stackable up to 20 (plastic seat) or 15 (upholstered seat) chairs high when stacked on the floor

Upholstered Back Four-Legged: Upholstered seat and back - Black or white plastic shell - Black frame as standard on four-legged chairs
Patented plug supplied as standard on chairs without armrests to link units - Optional arms and writing tablets - Stackable up to 15 chairs high when stacked on the floor

Trolley: Stackable up to 20 (plastic seat) or 15 (upholstered seat) chairs high when stacked on the trolley

Certifications: BS EN 1728:2012+AC:2013 - BS EN 1022:2005 - BS EN 16139:2013+AC:2013 - ANSI-BIFMA X5.1 2011/24

One-week lead time on selected fabrics, see page 13-14

Qualifies for Chair in a Box Delivery Service, see page 8



Four-Legged Chair with Plastic Shell
580w x 550d x 795h x 465sh



Four-Legged Chair with Upholstered Seat and Plastic Shell
580w x 555d x 795h x 485sh



Four-Legged Chair with Upholstered Seat and Back and Plastic Shell
580w x 555d x 795h x 485sh



	Upholstered Seat: Groups 1-7 and Leather	Group 1 - Add surcharge for Group 2-7 and Leather
	Upholstered Seat and Back: Groups 1-7 and Leather	Group 1 - Add surcharge for Group 2-7 and Leather

Salto Finishes

Plastic Shell Finishes for SAL... and SALUS...

Please note, **SALUS...** will always be supplied with a black underpan seat unless white plastic is specified.

Black, suffix **.../BK**, Blue, suffix **.../BU**, Green, suffix **.../GN**,
Grey, suffix **.../GR**, Red, suffix **.../RD**, White, suffix **.../WH**



Plastic Shell Finishes for SALUSUB...

Black, suffix **.../BK**, White, suffix **.../WH**



Metal Frame Finishes

Black (Standard), Silver, suffix **.../SF**, Black Graphite, suffix **.../BGF**, White, suffix **.../WF**
Add surcharge for Chrome, suffix **.../CF**, Praline, suffix **.../PLF**, Olive Green, suffix **.../OVF**, Atlantic Blue, suffix **.../ABF**,
Sapphire Blue, suffix **.../SBF**, Mustard Yellow, suffix **.../MYF**, Terracotta, suffix **.../TCF**, Conker Brown, suffix **.../CBF**



Salto Options / Additions

Arm Options

Add surcharge for Plastic Arms, suffix **.../PA**
Add surcharge for Painted Black Arms, suffix **.../PBA**
Add surcharge for Polished Arms with Black Pads, suffix **.../PAB**
Add surcharge for Polished Arms with White Pads, suffix **.../PAW**

Writing Tablet Options

Add surcharge for Painted Black Arms with Left-Hand Writing Tablet, suffix **.../WTLH**
Add surcharge for Painted Black Arms with Right-Hand Writing Tablet, suffix **.../WTRH**

Additional Options

Add surcharge for Linking Device for use on Chairs with Arms, suffix **.../LDA**
Please note, four-legged chairs without armrests are supplied as standard with a linking plug for connecting four-legged chairs together.

Additional Items

Basket, **SAL/BAS**
Trolley, **SALT**

Arm Options



.../PA

.../PBA

.../PAB

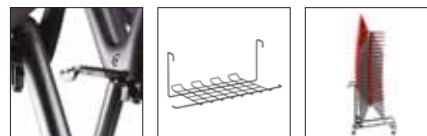
.../PAW

Writing Tablet



.../WTRH

Additional Options / Items



.../LDA

SAL/BAS

SALT

Agile Seating



See page 58

Salto

Multi-Purpose Seating

Available on a 1 Week Lead Time

Non-Upholstered Back Five-Star: Plastic back - Plastic or upholstered seat - Six plastic shell finishes
Black nylon five-star base as standard on five-star swivel chairs - Optional arms and writing tablets

Upholstered Back Five-Star: Upholstered seat and back - Black or white plastic shell - Black nylon five-star base as standard on five-star swivel chairs
Optional arms and writing tablets

Certifications: BS EN 1728:2012+AC:2013 - BS EN 1022:2005 - BS EN 16139:2013+AC:2013 - ANSI-BIFMA X5.1 2011/17

 One-week lead time on selected fabrics, see page 13-14

 Qualifies for Chair in a Box Delivery Service, see page 8



Five-Star Swivel Chair with Plastic Shell
700w x 700d x 930h x 600sh

 **SALSW...**




Five-Star Swivel Chair with Upholstered Seat and Plastic Shell
700w x 700d x 930h x 620sh

 **SALSWUS...**



Five-Star Swivel Chair with Upholstered Seat and Back and Plastic Shell
700w x 700d x 930h x 620sh

 **SALSWUSUB...**

-  **Upholstered Seat: Groups 1-7 and Leather** Group 1 - Add surcharge for Group 2-7 and Leather
-  **Upholstered Seat and Back: Groups 1-7 and Leather** Group 1 - Add surcharge for Group 2-7 and Leather

Salto Finishes

Plastic Shell Finishes for SALSW... and SALSWUS...

Please note, **SALSWUS...** will always be supplied with a black underpan seat unless white plastic is specified.

Black, suffix **.../BK**, Blue, suffix **.../BU**, Green, suffix **.../GN**, Grey, suffix **.../GR**, Red, suffix **.../RD**, White, suffix **.../WH**



Plastic Shell Finishes for SALSWUSUB...

Black, suffix **.../BK**, White, suffix **.../WH**



Base Finishes

Black Nylon (Standard) - Add surcharge for Polished Aluminium, suffix **.../PB**



Salto Options

Arm Options

Add surcharge for Plastic Arms, suffix **.../PA**
Add surcharge for Painted Black Arms, suffix **.../PBA**
Add surcharge for Polished Arms with Black Pads, suffix **.../PAB**
Add surcharge for Polished Arms with White Pads, suffix **.../PAW**

Writing Tablet Options

Add surcharge for Painted Black Arms with Left-Hand Writing Tablet, suffix **.../WTLH**
Add surcharge for Painted Black Arms with Right-Hand Writing Tablet, suffix **.../WTRH**

Castor Options

Add surcharge for Glides, suffix **.../G**

Arm Options



.../PA

.../PBA

.../PAB

.../PAW

Writing Tablet Options



.../WTRH

Castor Options



.../G

Agile Seating



See page 58

Salto

Multi-Purpose Seating

Available on a 1 Week Lead Time

Four-Legged: Breathable black mesh back - Plastic or upholstered seat - Black plastic shell - Black frame as standard on four-legged chairs
 Patented plug supplied as standard on chairs without armrests to link units - Optional arms and writing tablet
 Stackable up to 20 (plastic seat) or 15 (upholstered seat) chairs high when stacked on the floor

Trolley: Stackable up to 20 (plastic seat) or 15 (upholstered seat) chairs high when stacked on the trolley

Certifications: BS EN 1728:2012+AC:2013 - BS EN 1022:2005 - BS EN 16139:2013+AC:2013 - ANSI-BIFMA X5.1 2011/24 - ANSI-BIFMA X5.1 2011/17

 One-week lead time on selected fabrics, see page 13-14  Qualifies for Chair in a Box Delivery Service, see page 8



Four-Legged Chair with Mesh Back and Plastic Shell
580w x 550d x 795h x 465sh

 SALMB...



Four-Legged Chair with Upholstered Seat, Mesh Back and Plastic Shell
580w x 555d x 795h x 485sh

 SALMBUS...

 Upholstered Seat:
Groups 1-7 and Leather

Group 1 - Add surcharge for Group 2-7 and Leather

Salto Finishes

Plastic Shell Finishes

Add £0 for Black, suffix **.../BK**

.../BK

Metal Frame Finishes

Black (Standard), Silver, suffix **.../SF**, Black Graphite, suffix **.../BGF**, White, suffix **.../WF**
 Add surcharge for Chrome, suffix **.../CF**, Praline, suffix **.../PLF**, Olive Green, suffix **.../OVF**, Atlantic Blue, suffix **.../ABF**,
 Sapphire Blue, suffix **.../SBF**, Mustard Yellow, suffix **.../MYF**, Terracotta, suffix **.../TCF**, Conker Brown, suffix **.../CBF**

.../SF

.../BGF

.../WF

.../CF

.../PLF

.../OVF

.../ABF

.../SBF

.../MYF

.../TCF

.../CBF

Salto Options / Additions

Arm Options

Add surcharge for Plastic Arms, suffix **.../PA**
 Add surcharge for Painted Black Arms, suffix **.../PBA**
 Add surcharge for Polished Arms with Black Pads, suffix **.../PAB**
 Add surcharge for Polished Arms with White Pads, suffix **.../PAW**

Writing Tablet Options

Add surcharge for Painted Black Arms with Left-Hand Writing Tablet, suffix **.../WTLH**
 Add surcharge for Painted Black Arms with Right-Hand Writing Tablet, suffix **.../WTRH**

Additional Options

Add surcharge for Linking Device for use on Chairs with Arms, suffix **.../LDA**
Please note, four-legged chairs without armrests are supplied as standard with a linking plug for connecting four-legged chairs together.

Additional Items

Basket, **SAL/BAS**
 Trolley, **SALT**

Arm Options



.../PA

.../PBA

.../PAB

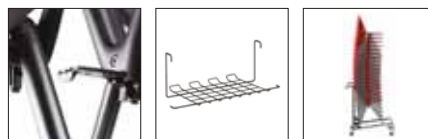
.../PAW

Writing Tablet



.../WTRH

Additional Options / Items



.../LDA

SAL/BAS

SALT

Agile Seating



See page 58

Five-Star: Breathable black mesh back - Plastic or upholstered seat - Black plastic shell - Black nylon five-star base as standard on five-star chairs
Optional arms and writing tablet

Certifications: BS EN 1728:2012+AC:2013 - BS EN 1022:2005 - BS EN 16139:2013+AC:2013 - ANSI-BIFMA X5.1 2011/24 - ANSI-BIFMA X5.1 2011/17

 One-week lead time on selected fabrics, see page 13-14  Qualifies for Chair in a Box Delivery Service, see page 8




Five-Star Swivel Chair with Mesh Back and Plastic Shell
700w x 700d x 930h x 600sh

 SALMBSW...



Five-Star Swivel Chair with Upholstered Seat, Mesh Back and Plastic Shell
700w x 700d x 930h x 620sh

 SALMBSWUS...

 **Upholstered Seat:**
Groups 1-7 and Leather

Group 1 - Add surcharge for Group 2-7 and Leather

Salto Finishes

Plastic Shell Finishes

Black, suffix **.../BK**

.../BK

Base Finishes

Black Nylon (Standard) - Add surcharge for Polished Aluminium, suffix **.../PB**

.../PB

Salto Options

Arm Options

Add surcharge for Plastic Arms, suffix **.../PA**

Add surcharge for Painted Black Arms, suffix **.../PBA**

Add surcharge for Polished Arms with Black Pads, suffix **.../PAB**

Add surcharge for Polished Arms with White Pads, suffix **.../PAW**

Writing Tablet Options

Add surcharge for Painted Black Arms with Left-Hand Writing Tablet, suffix **.../WTLH**

Add surcharge for Painted Black Arms with Right-Hand Writing Tablet, suffix **.../WTRH**

Castor Options

Add surcharge for Glides, suffix **.../G**

Arm Options



.../PA



.../PBA



.../PAB



.../PAW

Writing Tablet Options



.../WTRH

Castor Options



.../G

Agile Seating



See page 58

Salto

Multi-Purpose Seating

Available on a 1 Week Lead Time

Bench: Suitable for 2 to 5 persons - Plastic seat and back - Six plastic shell finishes - Table available in place of seat - Optional arms and writing tablets
Please note, mesh back support not compatible with benching system

Certifications: BS EN 1728:2012+AC:2013 - BS EN 1022:2005 - BS EN 16139:2013+AC:2013

 One-week lead time on selected fabrics, see page 13-14  Qualifies for Chair in a Box Delivery Service, see page 8



Bench Seating with Plastic Shell
1020 / 1600 / 2040 / 2550w
x 565d x 815h x 485sh



Table in Place of Seat

 **SALBE...**

Two Seater, suffix **.../2S**
One Seat with One Table, suffix **.../1S1T**

Three Seater, suffix **.../3S**
Two Seats with One Table, suffix **.../2S1T**

Four Seater, suffix **.../4S**
Three Seats with One Table, suffix **.../3S1T**
Two Seats with Two Tables, suffix **.../2S2T**

Five Seater, suffix **.../5S**
Four Seats with One Table, suffix **.../4S1T**
Three Seats with Two Tables, suffix **.../3S2T**

Salto Finishes

MFC Table Finishes

Ash, Autumn Cherry, Beech, Chester Oak, English Walnut, Grey, Grey Nebraska Oak, Laurentii Wenge, Natural Nebraska Oak, White



Plastic Shell Finishes

Black, suffix **.../BK**, Blue, suffix **.../BU**, Green, suffix **.../GN**, Grey, suffix **.../GR**, Red, suffix **.../RD**, White, suffix **.../WH**



Salto Options

Arm Options (Individual)

Add surcharge for Painted Black Arm Right-Hand, suffix **.../PBARH**
Add surcharge for Painted Black Arm Left-Hand, suffix **.../PBALH**
Add surcharge for Polished Arm with Black Pad Right-Hand, suffix **.../PABRH**
Add surcharge for Polished Arm with Black Pad Left-Hand, suffix **.../PABLH**
Add surcharge for Polished Arm with White Pad Right-Hand, suffix **.../PAWRH**
Add surcharge for Polished Arm with White Pad Left-Hand, suffix **.../PAWLH**
Refer to page 101 to specify arm configuration

Arm Options (Pair)

Add surcharge for Painted Black Arms (Pair), suffix **.../PBA**
Add surcharge for Polished Arms with Black Pads (Pair), suffix **.../PAB**
Add surcharge for Polished Arms with White Pads (Pair), suffix **.../PAW**
Refer to page 101 to specify arm configuration

Table

Refer to page 101 to specify table configuration

Arm Options



.../PBALH

.../PABLH

.../PAWLH

Salto

Multi-Purpose Seating

Available on a 1 Week Lead Time

Bench: Suitable for 2 to 5 persons - Plastic back - Upholstered seat - Six plastic shell finishes - Table available in place of seat
Optional arms and writing tablets - Please note, mesh back support not compatible with benching system

Certifications: BS EN 1728:2012+AC:2013 - BS EN 1022:2005 - BS EN 16139:2013+AC:2013

 One-week lead time on selected fabrics, see page 13-14  Qualifies for Chair in a Box Delivery Service, see page 8



Bench Seating with Upholstered Seat and Plastic Shell

1020 / 1600 / 2040 / 2550w
x 565d x 815h x 500sh

Table in Place of Seat

 **SALBEUS...**

Two Seater, suffix **.../2S**
One Seat with One Table, suffix **.../1S1T**

Three Seater, suffix **.../3S**
Two Seats with One Table, suffix **.../2S1T**

Four Seater, suffix **.../4S**
Three Seats with One Table, suffix **.../3S1T**
Two Seats with Two Tables, suffix **.../2S2T**

Five Seater, suffix **.../5S**
Four Seats with One Table, suffix **.../4S1T**
Three Seats with Two Tables, suffix **.../3S2T**

Salto Finishes

MFC Table Finishes

Ash, Autumn Cherry, Beech, Chester Oak, English Walnut, Grey, Grey Nebraska Oak, Laurentii Wenge, Natural Nebraska Oak, White



Plastic Shell Finishes

Please note, **SALBEUS...** will always be supplied with a black underpan seat unless white plastic is specified.
Black, suffix **.../BK**, Blue, suffix **.../BU**, Green, suffix **.../GN**, Grey, suffix **.../GR**, Red, suffix **.../RD**, White, suffix **.../WH**



Salto Options

Arm Options (Individual)

Add surcharge for Painted Black Arm Right-Hand, suffix **.../PBARH**
Add surcharge for Painted Black Arm Left-Hand, suffix **.../PBALH**
Add surcharge for Polished Arm with Black Pad Right-Hand, suffix **.../PABRH**
Add surcharge for Polished Arm with Black Pad Left-Hand, suffix **.../PABLH**
Add surcharge for Polished Arm with White Pad Right-Hand, suffix **.../PAWRH**
Add surcharge for Polished Arm with White Pad Left-Hand, suffix **.../PAWLH**
Refer to page 101 to specify arm configuration

Arm Options (Pair)

Add surcharge for Painted Black Arms (Pair), suffix **.../PBA**
Add surcharge for Polished Arms with Black Pads (Pair), suffix **.../PAB**
Add surcharge for Polished Arms with White Pads (Pair), suffix **.../PAW**
Refer to page 101 to specify arm configuration

Table

Refer to page 101 to specify table configuration

Arm Options



.../PBALH

.../PABLH

.../PAWLH

Salto

Multi-Purpose Seating

Available on a 1 Week Lead Time

Bench: Suitable for 2 to 5 persons - Upholstered seat and back - Black or white plastic shells - Table available in place of seat
Optional arms and writing tablets - Please note, mesh back support not compatible with benching system

Certifications: BS EN 1728:2012+AC:2013 - BS EN 1022:2005 - BS EN 16139:2013+AC:2013

 One-week lead time on selected fabrics, see page 13-14  Qualifies for Chair in a Box Delivery Service, see page 8



Bench Seating with Upholstered Seat and Back and Plastic Shell

1020 / 1600 / 2040 / 2550w
x 565d x 815h x 500sh



Table in Place of Seat



SALBEUSUB...

Two Seater, suffix **.../2S**
One Seat with One Table, suffix **.../1S1T**

Three Seater, suffix **.../3S**
Two Seats with One Table, suffix **.../2S1T**

Four Seater, suffix **.../4S**
Three Seats with One Table, suffix **.../3S1T**
Two Seats with Two Tables, suffix **.../2S2T**

Five Seater, suffix **.../5S**
Four Seats with One Table, suffix **.../4S1T**
Three Seats with Two Tables, suffix **.../3S2T**

Salto Finishes

MFC Table Finishes

Ash, Autumn Cherry, Beech, Chester Oak, English Walnut, Grey, Grey Nebraska Oak, Laurentii Wenge, Natural Nebraska Oak, White



Plastic Shell Finishes

Black, suffix **/BK**, White, suffix **/WH**



Salto Options

Arm Options (Individual)

Add surcharge for Painted Black Arm Right-Hand, suffix **.../PBARH**
Add surcharge for Painted Black Arm Left-Hand, suffix **.../PBALH**
Add surcharge for Polished Arm with Black Pad Right-Hand, suffix **.../PABRH**
Add surcharge for Polished Arm with Black Pad Left-Hand, suffix **.../PABLH**
Add surcharge for Polished Arm with White Pad Right-Hand, suffix **.../PAWRH**
Add surcharge for Polished Arm with White Pad Left-Hand, suffix **.../PAWLH**
Refer to page 101 to specify arm configuration

Arm Options (Pair)

Add surcharge for Painted Black Arms (Pair), suffix **.../PBA**
Add surcharge for Polished Arms with Black Pads (Pair), suffix **.../PAB**
Add surcharge for Polished Arms with White Pads (Pair), suffix **.../PAW**
Refer to page 101 to specify arm configuration

Table

Refer to page 101 to specify table configuration

Arm Options



.../PBALH



.../PABLH



.../PAWLH

Salto

Multi-Purpose Seating

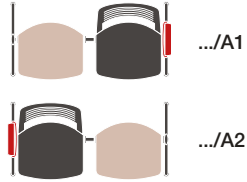
How to Specify

The table can be placed in various positions on the bench.
 At point of ordering please specify the relevant configuration code as seen below.
 Possible arm locations are shown below in red.

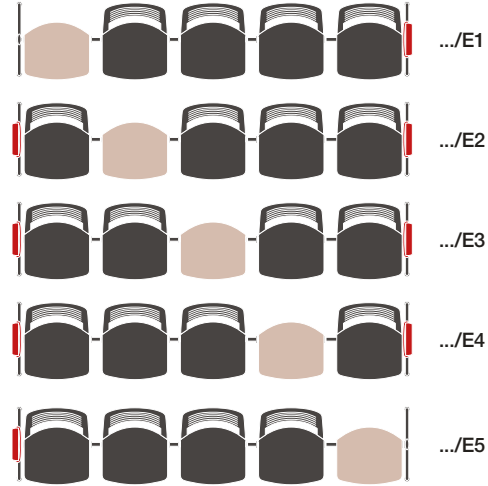
Key



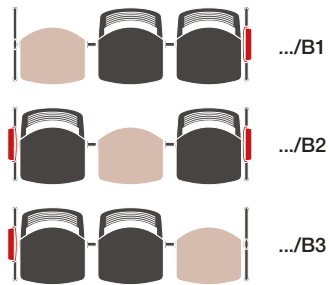
One Seat with One Table



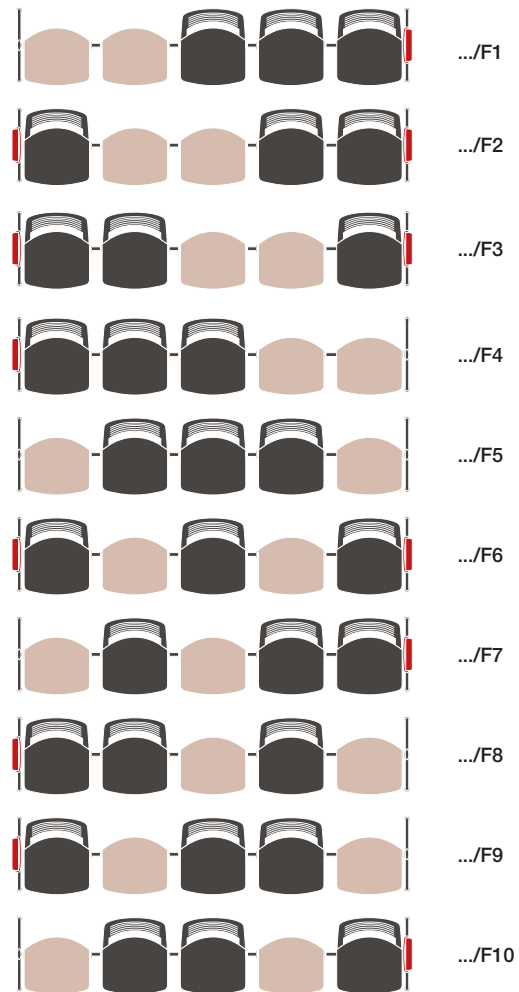
Four Seats with One Table



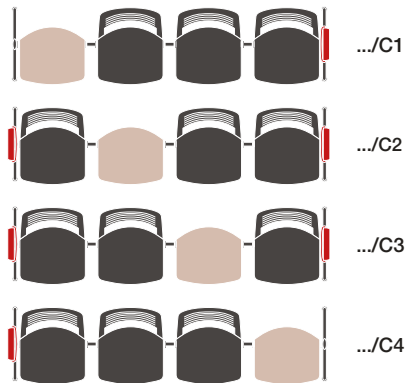
Two Seats with One Table



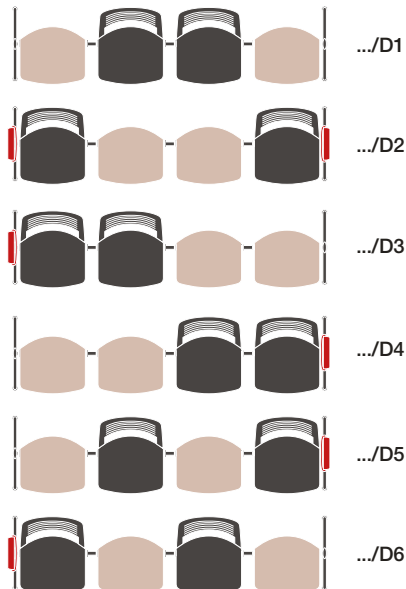
Three Seats with Two Tables



Three Seats with One Table




Two Seats with Two Tables



Hampton

Multi-Purpose Seating



The design of Hampton presents an elegant and stylish multi-purpose chair, suitable for breakout spaces, leisure environments, meeting rooms and boardrooms. Upholstered in your choice of fabric, the seat is offered on a four-legged wooden base or a four-star aluminium base with castors or glides. An integrated tilt mechanism is used with the four-star base to further enhance the chairs functionality and comfort.



Hampton

Multi-Purpose Seating

Wooden Four-Legged and Four-Star Swivel: Upholstered seat/back - CMHR foam - Seven wood finishes on wooden four-legged chairs
Polished aluminium base on four-star swivel chairs - Optional tilt mechanism and contrasting seat pads

Qualifies for Chair in a Box Delivery Service, see page 8



Wooden Four-Legged Chair with Upholstered Seat/Back

545w x 575d x 835h x 455sh

HAMWL...



Four-Star Swivel Chair with Upholstered Seat/Back

665w x 665d x 875h x 515sh

HAMSW
Standard

HAMSW/TM
Tilt Mechanism

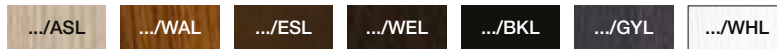
Upholstered Chair:
Groups 1-7 and Leather

Group 1 - Add surcharge for Group 2-7 and Leather

Hampton Finishes

Wooden Frame Finishes for Wooden Four-Legged Chairs


Ash (Standard), suffix **.../ASL** - Add surcharge for Stained Walnut, suffix **.../WAL**, Stained Espresso, suffix **.../ESL**, Stained Wenge, suffix **.../WEL**, Stained Black, suffix **.../BKL**, Stained Grey, suffix **.../GYL**, White, suffix **.../WHL**



Base Finishes for Metal Four-Star Swivel Chairs

Polished Aluminium (Standard)

Add surcharge for Black Painted, suffix **.../BB**



Hampton Options

Tilt Options for Four-Star Swivel Chairs

Tilt Mechanism, suffix **.../TM**, see above for prices


Contrasting Seat Pad

Add surcharge for Contrasting Seat Pad, suffix **.../CSP**

Castor Options for Four-Star Swivel Chairs

Add surcharge for Glides, suffix **.../G**

Fabric Selection Reference



When multiple fabric bands are specified, the unit price will reflect the highest fabric band requested.

Castor Options



.../G

Pablo

Multi-Purpose Seating



Pablo takes the design of a conventional multi-purpose chair and injects an elegant flair, making it suitable for both breakout areas and meeting points. The plywood shell is wrapped with CMHR foam and fully upholstered to provide a comfortable seating solution mounted on a metal or wooden four-legged base available in a number of finishes. Pablo can be further enhanced with an option that includes arm rests within an embracing back surround.



Pablo

Multi-Purpose Seating

Metal Four-Legged and Wooden Four-Legged: Upholstered seat/back and arms - CMHR foam - Twelve painted metal finishes on metal four-legged chairs
Seven wood finishes on wooden four-legged chairs - Optional two-tone upholstery

Qualifies for Chair in a Box Delivery Service, see page 8



Metal Four-Legged Chair with Upholstered Seat/Back
500w x 545d x 780h x 480sh

PAB...



Metal Four-Legged Chair with Upholstered Seat/Back/Arms
525w x 545d x 780h x 480sh

PABA...



Wooden Four-Legged Chair with Upholstered Seat/Back
510w x 545d x 785h x 485sh

PABWL...



Wooden Four-Legged Chair with Upholstered Seat/Back/Arms
525w x 545d x 785h x 485sh

PABAWL...

	Upholstered Chair: Groups 1-7 and Leather	Group 1 - Add surcharge for Group 2-7 and Leather
	Upholstered Chair with Arms: Groups 1-7 and Leather	Group 1 - Add surcharge for Group 2-7 and Leather

Pablo Finishes

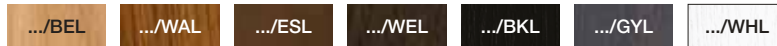
Metal Frame Finishes

Silver, suffix **.../SF**, Black Graphite, suffix **.../BGF**, White, suffix **.../WF**
Add surcharge for Chrome Effect, suffix **.../CF**, Black, suffix **.../BF**, Praline, suffix **.../PLF**, Olive Green, suffix **.../OVF**, Atlantic Blue, suffix **.../ABF**,
Sapphire Blue, suffix **.../SBF**, Mustard Yellow, suffix **.../MYF**, Terracotta, suffix **.../TCF**, Conker Brown, suffix **.../CBF**



Wooden Frame Finishes

Beech, suffix **.../BEL** - Add surcharge for Stained Walnut, suffix **.../WAL**, Stained Espresso, suffix **.../ESL**, Stained Wenge, suffix **.../WEL**,
Stained Black, suffix **.../BKL**, Stained Grey, suffix **.../GYL**, White, suffix **.../WHL**



Pablo Options

Two-Tone Upholstery Options

Add surcharge for Two-Tone Upholstery, suffix **.../TT**

Fabric Selection Reference



When multiple fabric bands are specified, the unit price will reflect the highest fabric band requested.

Matching Stool



See page 148

Fusion

Visitor and Lounge Seating



Fusion offers one of our most diverse ranges of multi-purpose seating. The fully upholstered seat is ergonomically sculpted with the option of a closed back or open back offering a comfortable airflow when seated for longer periods. Additionally, the range comprises two shell options, one openly accessible and a full surround with integrated arm supports. Offered on a choice of 8 bases, Fusion is sure to deliver a perfect solution for multi-use spaces.



Fusion

Multi-Purpose Seating

Wooden Four-Legged: Upholstered seat/back and arms - With or without an open back - Injected foam shell - Seven wood finishes on wooden four-legged chairs

The dimensions of the new seating items below are subject to change.

 Qualifies for Chair in a Box Delivery Service, see page 8



Wooden Four-Legged Breakout Chair with Upholstered Seat/Back
540w x 575d x 815h x 470sh

FUSWL



Wooden Four-Legged Open Back Breakout Chair with Upholstered Seat/Back
540w x 575d x 815h x 470sh

FUSOWL



Wooden Four-Legged Breakout Chair with Upholstered Seat/Back/Arms
600w x 575d x 815h x 470sh

FUSAWL



Wooden Four-Legged Open Back Breakout Chair with Upholstered Seat/Back/Arms
600w x 575d x 815h x 470sh

FUSAOWL



Wooden Four-Legged Breakout Chair with Upholstered Seat/Back with Metal Cross Frame
515w x 575d x 805h x 460sh

FUSWLX



Wooden Four-Legged Open Back Breakout Chair with Upholstered Seat/Back with Metal Cross Frame
515w x 575d x 805h x 460sh

FUSOWLX



Wooden Four-Legged Breakout Chair with Upholstered Seat/Back/Arms with Metal Cross Frame
600w x 575d x 805h x 460sh

FUSAWLX



Wooden Four-Legged Open Back Breakout Chair with Upholstered Seat/Back/Arms with Metal Cross Frame
600w x 575d x 805h x 460sh

FUSAOWLX

Upholstered Chair:
Groups 1-7 and Leather

Group 1 - Add surcharge for Group 2-7 and Leather

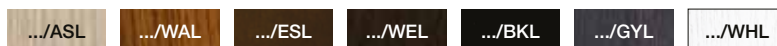
Upholstered Chair with Arms:
Groups 1-7 and Leather

Group 1 - Add surcharge for Group 2-7 and Leather

Fusion Finishes

Wooden Frame Finishes

Ash, suffix **.../ASL** - Add surcharge for Stained Walnut, suffix **.../WAL**, Stained Espresso, suffix **.../ESL**, Stained Wenge, suffix **.../WEL**, Stained Black, suffix **.../BKL**, Stained Grey, suffix **.../GYL**, White, suffix **.../WHL**



Matching Chair



See page 175

Fusion

Multi-Purpose Seating

Four-Star Pyramid: Upholstered seat/back and arms - With or without an open back - Injected foam shell
 Seven wood finishes on wooden four-star pyramid chairs - Polished aluminium base as standard on metal four-star pyramid chairs

The dimensions of the new seating items below are subject to change.

 Qualifies for Chair in a Box Delivery Service, see page 8



Wooden Four-Star Pyramid Breakout Chair with Upholstered Seat/Back
 750w x 750d x 790h x 445sh

 FUSWWL...



Wooden Four-Star Pyramid Open Back Breakout Chair with Upholstered Seat/Back
 750w x 750d x 790h x 445sh

 FUSOSWWL...



Wooden Four-Star Pyramid Breakout Chair with Upholstered Seat/Back/Arms
 750w x 750d x 790h x 445sh

 FUSASWWL...




Wooden Four-Star Pyramid Open Back Breakout Chair with Upholstered Seat/Back/Arms
 750w x 750d x 790h x 445sh

 FUSAOSWWL...



Metal Four-Star Pyramid Breakout Chair with Upholstered Seat/Back
 720w x 720d x 815h x 470sh

 FUSSW
 Standard
 FUSSW/TM
 Tilt Mechanism





Metal Four-Star Pyramid Open Back Breakout Chair with Upholstered Seat/Back
 720w x 720d x 815h x 470sh

 FUSOSW
 Standard
 FUSOSW/TM
 Tilt Mechanism




Metal Four-Star Pyramid Breakout Chair with Upholstered Seat/Back/Arms
 720w x 720d x 815h x 470sh


 FUSASW
 Standard
 FUSASW/TM
 Tilt Mechanism



Metal Four-Star Pyramid Open Back Breakout Chair with Upholstered Seat/Back/Arms
 720w x 720d x 815h x 470sh

 FUSAOSW
 Standard
 FUSAOSW/TM
 Tilt Mechanism

 Upholstered Chair: Group 1 - Add surcharge for Group 2-7 and Leather

 Upholstered Chair with Arms: Group 1 - Add surcharge for Group 2-7 and Leather

Fusion Finishes

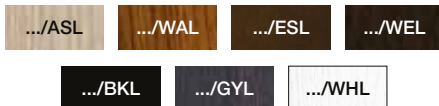
Wooden Frame Finishes for Wooden Four-Star Pyramid Chairs

Ash, suffix **.../ASL**

Add surcharge for Stained Walnut, suffix **.../WAL**, Stained Espresso, suffix **.../ESL**,

Stained Wenge, suffix **.../WEL**, Stained Black, suffix **.../BKL**,

Stained Grey, suffix **.../GYL**, White, suffix **.../WHL**



Base Finishes for Metal Four-Star Pyramid Chairs

Polished Aluminium (Standard)

Add surcharge for Black Painted, suffix **.../BB**

.../BB

Fusion Options

Tilt Options for Metal Four-Star Pyramid Chairs

Tilt Mechanism, suffix **.../TM**, see above for prices

Matching Chair



See page 175

Fusion

Multi-Purpose Seating

Five-Star Swivel and Four-Star Swivel: Upholstered seat/back and arms - With or without an open back - Injected foam shell
Polished aluminium base on five-star swivel and four-star swivel chairs as standard

The dimensions of the new seating items below are subject to change.

 Qualifies for Chair in a Box Delivery Service, see page 8



Five-Star Swivel Breakout Chair with Upholstered Seat/Back
710w x 710d x 860h x 515sh

 **FUS5S**



Five-Star Swivel Open Back Breakout Chair with Upholstered Seat/Back
710w x 710d x 860h x 515sh

 **FUSO5S**



Five-Star Swivel Breakout Chair with Upholstered Seat/Back/Arms
710w x 710d x 860h x 515sh

 **FUSA5S**



Five-Star Swivel Open Back Breakout Chair with Upholstered Seat/Back/Arms
710w x 710d x 860h x 515sh

 **FUSAO5S**



Four-Star Swivel Breakout Chair with Upholstered Seat/Back
640w x 640d x 790h x 445sh

 **FUS4S**



Four-Star Swivel Open Back Breakout Chair with Upholstered Seat/Back
640w x 640d x 790h x 445sh

 **FUSO4S**



Four-Star Swivel Breakout Chair with Upholstered Seat/Back/Arms
640w x 640d x 790h x 445sh

 **FUSA4S**




Four-Star Swivel Open Back Breakout Chair with Upholstered Seat/Back/Arms
640w x 640d x 790h x 445sh

 **FUSAO4S**

 **Upholstered Chair:**
Groups 1-7 and Leather

Group 1 - Add surcharge for Group 2-7 and Leather

 **Upholstered Chair with Arms:**
Groups 1-7 and Leather

Group 1 - Add surcharge for Group 2-7 and Leather

Fusion Finishes

Base Finishes for Five-Star Swivel Chairs
Polished Aluminium (Standard)
Add surcharge for Black Painted, suffix **.../BB**

.../BB

Base Finishes for Four-Star Swivel Chairs
Polished Aluminium (Standard)
Add surcharge for Black Painted, suffix **.../BB**

.../BB

Matching Chair



See page 175

Fusion

Multi-Purpose Seating

Four-Legged and Sled: Upholstered seat/back and arms - With or without an open back - Injected foam shell
 Eleven painted metal finishes on four-legged and sled chairs

The dimensions of the new seating items below are subject to change.

 Qualifies for Chair in a Box Delivery Service, see page 8



Four-Legged Breakout Chair with Upholstered Seat/Back
 515w x 575d x 800h x 455sh

 **FUSML**



Four-Legged Open Back Breakout Chair with Upholstered Seat/Back
 515w x 575d x 800h x 455sh

 **FUSOML**



Four-Legged Breakout Chair with Upholstered Seat/Back/Arms
 600w x 575d x 800h x 455sh

 **FUSAML**



Four-Legged Open Back Breakout Chair with Upholstered Seat/Back/Arms
 600w x 575d x 800h x 455sh

 **FUSAOML**



Sled Breakout Chair with Upholstered Seat/Back
 560w x 585d x 815h x 470sh

 **FUSSB**



Sled Open Back Breakout Chair with Upholstered Seat/Back
 560w x 585d x 815h x 470sh

 **FUSOSB**




Sled Breakout Chair with Upholstered Seat/Back/Arms
 600w x 585d x 815h x 470sh

 **FUSASB**




Sled Open Back Breakout Chair with Upholstered Seat/Back/Arms
 600w x 585d x 815h x 470sh

 **FUSAOSB**

 **Upholstered Chair:**
 Groups 1-7 and Leather

Group 1 - Add surcharge for Group 2-7 and Leather

 **Upholstered Chair with Arms:**
 Groups 1-7 and Leather

Group 1 - Add surcharge for Group 2-7 and Leather

Fusion Finishes

Metal Frame Finishes for Four-Legged and Sled Chairs

Silver, suffix **.../SF**, Black Graphite, suffix **.../BGF**, White, suffix **.../WF**

Add surcharge for Black, suffix **.../BF**, Praline, suffix **.../PLF**, Olive Green, suffix **.../OVF**, Atlantic Blue, suffix **.../ABF**, Sapphire Blue, suffix **.../SBF**, Mustard Yellow, suffix **.../MYF**, Terracotta, suffix **.../TCF**, Conker Brown, suffix **.../CBF**



Matching Chair



See page 175

Norden

Multi-Purpose Seating



Norden subtly combines a slender, modern design with classical undertones. The ergonomically shaped polyurethane foam seat shell is fully upholstered to create a supremely comfortable chair. The chair is offered with three different four-legged base options which include black polypropylene, metal, or solid wood. The metal base is available in 12 epoxy-coated paint finishes and the solid wood base is available in ash, walnut, espresso, wenge, black, grey or white, adding a truly organic feel to complement any reception, waiting or working area.



Norden

Multi-Purpose Seating

Multi-Purpose: Choice of three frames - Upholstered seat/back/arms - Injection moulded foam - Black polypropylene frame on plastic four-legged chairs
 Seven wood finishes on wooden four-legged chairs - Twelve metal finishes on metal four-legged chairs - Protective felt glides
 Optional two-tone upholstery

 Qualifies for Chair in a Box Delivery Service, see page 8




Plastic Four-Legged Chair with Upholstered Seat/Back/Arms
 580w x 555d x 840h x 480sh



Wooden Four-Legged Chair with Upholstered Seat/Back/Arms
 580w x 550d x 835h x 480sh



Metal Four-Legged Chair with Upholstered Seat/Back/Arms
 580w x 550d x 845h x 490sh



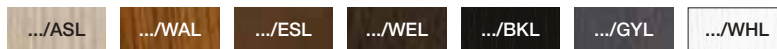
**Upholstered Chair:
 Groups 1-7 and Leather**

Group 1 - Add surcharge for Group 2-7 and Leather

Norden Finishes

Wooden Frame Finishes

Ash, suffix **.../ASL** - Add surcharge for Stained Walnut, suffix **.../WAL**, Stained Espresso, suffix **.../ESL**, Stained Wenge, suffix **.../WEL**, Stained Black, suffix **.../BKL**, Stained Grey, suffix **.../GYL** - Add surcharge for White, suffix **.../WHL**



Metal Frame Finishes

Silver, suffix **.../SF**, Black Graphite, suffix **.../BGF**, White, suffix **.../WF** - Add surcharge for Chrome Effect, suffix **.../CF**
 Add surcharge for Black, suffix **.../BF**, Praline, suffix **.../PLF**, Olive Green, suffix **.../OVF**, Atlantic Blue, suffix **.../ABF**, Sapphire Blue, suffix **.../SBF**, Mustard Yellow, suffix **.../MYF**, Terracotta, suffix **.../TCF**, Conker Brown, suffix **.../CBF**



Norden Options

Two-Tone Upholstery Options

Add surcharge for Two-Tone Upholstery, suffix **.../TT**

Fabric Selection Reference


A: Inner Shell
 B: Outer Shell



When multiple fabric bands are specified, the unit price will reflect the highest fabric band requested.

Form

Multi-Purpose Seating



Italian designed, Form's smooth contour represents the balance of classic profiles with modern environments. Available in seven warming colour finishes, the responsibly sourced polypropylene shell can be mounted on a choice of seven bases including a black, dark grey or white polypropylene four-leg frame, a five-star agile base, four-star black or chrome meeting base, and two metal pyramid bases, one offering a height adjustable feature. For a more organic appearance, a wooden four-legged frame and wooden swivel base is available, subtly introducing a natural texture to the surrounding space.



Form

Multi-Purpose Seating

1 Week Lead Time for Non-Upholstered

3 Week Lead Time for Upholstered

Plastic Four-Legged: Seven polypropylene shell finishes - With or without an upholstered seat or fully upholstered
Three polypropylene leg finishes on plastic four-legged chairs - Optional two-tone upholstery

Certifications: EN 16139:2013+AC:2013

The dimensions of the new seating items below are subject to change.

One-week lead time on non-upholstered versions Qualifies for Chair in a Box Delivery Service, see page 8



Plastic Four-Legged Chair with Plastic Shell
600w x 510d x 810h x 460sh

FRM...



Plastic Four-Legged Chair with Upholstered Seat and Plastic Shell
600w x 510d x 810h x 475sh

FRMUS...



Plastic Four-Legged Chair with Upholstered Seat/Back/Arms
600w x 510d x 810h x 475sh

FRMFUP

	Upholstered Seat: Groups 1-7 and Leather	Group 1 - Add surcharge for Group 2-7 and Leather
	Upholstered Seat/Back/Arms: Groups 1-7 and Leather	Group 1 - Add surcharge for Group 2-7 and Leather

Form Finishes

Plastic Shell Finishes

Black, suffix **.../BK**, Blue, suffix **.../BU**, Dark Grey, suffix **.../DG**, Green, suffix **.../GN**, Red, suffix **.../RD**, White, suffix **.../WH**, Yellow, suffix **.../YE**



Plastic Frame Finishes

Black, suffix **.../BKPL**, Dark Grey, suffix **.../DGPL**, White, suffix **.../WHPL**




Form Options

Two-Tone Upholstery Options

Add surcharge for Two-Tone Upholstery, suffix **.../TT**

Fabric Selection Reference



When multiple fabric bands are specified, the unit price will reflect the highest fabric band requested.

Form

Multi-Purpose Seating

1 Week Lead Time for Non-Upholstered

3 Week Lead Time for Upholstered

Wooden Four-Legged: Seven polypropylene shell finishes - With or without an upholstered seat or fully upholstered
Seven wood finishes on wooden four-legged chairs - Optional two-tone upholstery

Certifications: EN 16139:2013+AC:2013

The dimensions of the new seating items below are subject to change.

 One-week lead time on non-upholstered versions  Qualifies for Chair in a Box Delivery Service, see page 8



Wooden Four-Legged Chair with Plastic Shell

600w x 510d x 810h x 460sh

 **FRMWL...**



Wooden Four-Legged Chair with Upholstered Seat and Plastic Shell

600w x 510d x 810h x 475sh


 **FRMWLUS...**




Wooden Four-Legged Chair with Upholstered Seat/Back/Arms

600w x 510d x 810h x 475sh

 **FRMWLFUP**

 **Upholstered Seat:** Groups 1-7 and Leather Group 1 - Add surcharge for Group 2-7 and Leather

 **Upholstered Seat/Back/Arms:** Groups 1-7 and Leather Group 1 - Add surcharge for Group 2-7 and Leather

Form Finishes

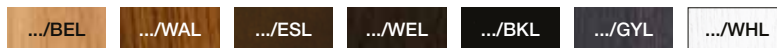
Plastic Shell Finishes

Black, suffix **.../BK**, Blue, suffix **.../BU**, Dark Grey, suffix **.../DG**, Green, suffix **.../GN**, Red, suffix **.../RD**, White, suffix **.../WH**, Yellow, suffix **.../YE**



Wooden Frame Finishes

Beech, suffix **.../BEL** - Add surcharge for Stained Walnut, suffix **.../WAL**, Stained Espresso, suffix **.../ESL**, Stained Wenge, suffix **.../WEL**, Stained Black, suffix **.../BKL**, Stained Grey, suffix **.../GYL**, White, suffix **.../WHL**




Form Options

Two-Tone Upholstery Options

Add surcharge for Two-Tone Upholstery, suffix **.../TT**

Fabric Selection Reference



When multiple fabric bands are specified, the unit price will reflect the highest fabric band requested.

Form

Multi-Purpose Seating

1 Week Lead Time for Non-Upholstered

3 Week Lead Time for Upholstered

Wooden Four-Star Pyramid: Seven polypropylene shell finishes - With or without an upholstered seat or fully upholstered
Seven wood finishes on wooden four-star pyramid chairs - Optional tilt mechanism and two-tone upholstery

Certifications: EN 16139:2013+AC:2013

The dimensions of the new seating items below are subject to change.

 One-week lead time on non-upholstered versions  Qualifies for Chair in a Box Delivery Service, see page 8



Wooden Four-Star Pyramid Chair with Plastic Shell
750w x 750d x 810h x 460sh

- FRMSWWL...**
Standard
- FRMSWWL/TM...**
Tilt Mechanism



Wooden Four-Star Pyramid Chair with Upholstered Seat and Plastic Shell
750w x 750d x 810h x 475sh

- FRMSWWLUS...**
Standard
- FRMSWWLUS/TM...**
Tilt Mechanism



Wooden Four-Star Pyramid Chair with Upholstered Seat/Back/Arms
750w x 750d x 810h x 475sh

- FRMSWWLFUP**
Standard
- FRMSWWLFUP/TM...**
Tilt Mechanism

<input type="radio"/> Upholstered Seat: Groups 1-7 and Leather	Group 1 - Add surcharge for Group 2-7 and Leather
<input type="radio"/> Upholstered Seat/Back/Arms: Groups 1-7 and Leather	Group 1 - Add surcharge for Group 2-7 and Leather

Form Finishes

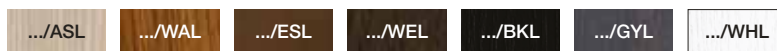
Plastic Shell Finishes

Black, suffix **.../BK**, Blue, suffix **.../BU**, Dark Grey, suffix **.../DG**, Green, suffix **.../GN**, Red, suffix **.../RD**, White, suffix **.../WH**, Yellow, suffix **.../YE**



Wooden Frame Finishes

Ash, suffix **.../ASL** - Add surcharge for Stained Walnut, suffix **.../WAL**, Stained Espresso, suffix **.../ESL**, Stained Wenge, suffix **.../WEL**, Stained Black, suffix **.../BKL**, Stained Grey, suffix **.../GYL**, White, suffix **.../WHL**



Form Options


Tilt Options

Tilt Mechanism, suffix **.../TM**, see above for prices

Two-Tone Upholstery Options

Add surcharge for Two-Tone Upholstery, suffix **.../TT**

Fabric Selection Reference



When multiple fabric bands are specified, the unit price will reflect the highest fabric band requested.

Form

Multi-Purpose Seating

1 Week Lead Time for Non-Upholstered

3 Week Lead Time for Upholstered

Five-Star Swivel: Seven polypropylene shell finishes - With or without an upholstered seat or fully upholstered Black nylon base with black castors as standard on five-star swivel chairs - Optional two-tone upholstery

Certifications: EN 16139:2013+AC:2013

The dimensions of the new seating items below are subject to change.

One-week lead time on non-upholstered versions Qualifies for Chair in a Box Delivery Service, see page 8



Five-Star Swivel Chair with Plastic Shell
700w x 700d x 810h x 460sh

FRM5S...



Five-Star Swivel Chair with Upholstered Seat and Plastic Shell
700w x 700d x 810h x 475sh

FRM5SUS...



Five-Star Swivel Chair with Upholstered Seat/Back/Arms
700w x 700d x 810h x 475sh

FRM5SFUP

- Upholstered Seat:** Groups 1-7 and Leather Group 1 - Add surcharge for Group 2-7 and Leather
- Upholstered Seat/Back/Arms:** Groups 1-7 and Leather Group 1 - Add surcharge for Group 2-7 and Leather

Form Finishes

Plastic Shell Finishes

Black, suffix .../BK, Blue, suffix .../BU, Dark Grey, suffix .../DG, Green, suffix .../GN, Red, suffix .../RD, White, suffix .../WH, Yellow, suffix .../YE



Base Finishes

Black Nylon (Standard)

Add surcharge for Polished Aluminium, suffix .../PB



Form Options

Castor Options

Add surcharge for Glides, suffix .../G

Two-Tone Upholstery Options


Add surcharge for Two-Tone Upholstery, suffix .../TT

Castor Options



.../G

Fabric Selection Reference



A: Seat
B: Back/Arms

When multiple fabric bands are specified, the unit price will reflect the highest fabric band requested.

Form

Multi-Purpose Seating

1 Week Lead Time for Non-Upholstered

3 Week Lead Time for Upholstered

Four-Star Swivel: Seven polypropylene shell finishes - With or without an upholstered seat or fully upholstered Polished aluminium base as standard on four-star swivel chairs - Optional tilt mechanism and two-tone upholstery

Certifications: EN 16139:2013+AC:2013

The dimensions of the new seating items below are subject to change.

 One-week lead time on non-upholstered versions  Qualifies for Chair in a Box Delivery Service, see page 8



Four-Star Swivel Chair with Plastic Shell

640w x 640d x 810h x 460sh



FRM4S...

Standard



FRM4S/TM...

Tilt Mechanism



Four-Star Swivel Chair with Upholstered Seat and Plastic Shell

640w x 640d x 810h x 475sh



FRM4SUS...

Standard



FRM4SUS/TM...

Tilt Mechanism



Four-Star Swivel Chair with Upholstered Seat/Back/Arms

640w x 640d x 810h x 475sh



FRM4SFUP...

Standard



FRM4SFUP/TM...

Tilt Mechanism



Upholstered Seat:
Groups 1-7 and Leather

Group 1 - Add surcharge for Group 2-7 and Leather



Upholstered Seat/Back/Arms:
Groups 1-7 and Leather

Group 1 - Add surcharge for Group 2-7 and Leather

Form Finishes

Plastic Shell Finishes

Black, suffix **.../BK**, Blue, suffix **.../BU**, Dark Grey, suffix **.../DG**, Green, suffix **.../GN**, Red, suffix **.../RD**, White, suffix **.../WH**, Yellow, suffix **.../YE**



Base Finishes

Polished Aluminium (Standard)
Add surcharge for Black Painted, suffix **.../B4S**

.../B4S

Form Options

Tilt Options


Tilt Mechanism, suffix **.../TM**, see above for prices

Two-Tone Upholstery Options

Add surcharge for Two-Tone Upholstery, suffix **.../TT**

Fabric Selection Reference

A: Seat
B: Back/Arms



When multiple fabric bands are specified, the unit price will reflect the highest fabric band requested.

Form

Multi-Purpose Seating

1 Week Lead Time for Non-Upholstered

3 Week Lead Time for Upholstered

Four-Star Adjustable Pyramid: Seven polypropylene shell finishes - With or without an upholstered seat or fully upholstered - Height adjustable
Black or White painted four-star pyramid chairs - Optional tilt mechanism and two-tone upholstery

Certifications: EN 16139:2013+AC:2013

The dimensions of the new seating items below are subject to change.

 One-week lead time on non-upholstered versions  Qualifies for Chair in a Box Delivery Service, see page 8



Four-Star Adjustable Pyramid Chair with Plastic Shell
640w x 640d x 810h x 460sh

- FRM4SP...**
Standard
- FRM4SP/TM...**
Tilt Mechanism



Four-Star Adjustable Pyramid Chair with Upholstered Seat and Plastic Shell
640w x 640d x 810h x 475sh

- FRM4SPUS...**
Standard
- FRM4SPUS/TM...**
Tilt Mechanism



Four-Star Adjustable Pyramid Chair with Upholstered Seat/Back/Arms
640w x 640d x 810h x 475sh

- FRM4SPFUP**
Standard
- FRM4SPFUP/TM**
Tilt Mechanism

- Upholstered Seat:** Groups 1-7 and Leather Group 1 - Add surcharge for Group 2-7 and Leather
- Upholstered Seat/Back/Arms:** Groups 1-7 and Leather Group 1 - Add surcharge for Group 2-7 and Leather

Form Finishes

Plastic Shell Finishes

Black, suffix **.../BK**, Blue, suffix **.../BU**, Dark Grey, suffix **.../DG**, Green, suffix **.../GN**, Red, suffix **.../RD**, White, suffix **.../WH**, Yellow, suffix **.../YE**



Metal Frame Finishes for Four-Star Pyramid Chairs

Silver, suffix **.../SF**, Black Graphite, suffix **.../BGF**, White, suffix **.../WF**

Add surcharge for Black, suffix **.../BF**, Praline, suffix **.../PLF**, Olive Green, suffix **.../OVF**, Atlantic Blue, suffix **.../ABF**, Sapphire Blue, suffix **.../SBF**, Mustard Yellow, suffix **.../MYF**, Terracotta, suffix **.../TCF**, Conker Brown, suffix **.../CBF**



Form Options

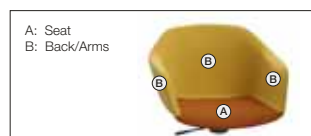
Tilt Options

Tilt Mechanism, suffix **.../TM**, see above for prices

Two-Tone Upholstery Options

Add surcharge for Two-Tone Upholstery, suffix **.../TT**

Fabric Selection Reference



When multiple fabric bands are specified, the unit price will reflect the highest fabric band requested.

Form

Multi-Purpose Seating

1 Week Lead Time for Non-Upholstered

3 Week Lead Time for Upholstered

Four-Star Pyramid: Seven polypropylene shell finishes - With or without an upholstered seat or fully upholstered Polished aluminium base as standard on four-star pyramid chairs - Optional tilt mechanism and two-tone upholstery

Certifications: EN 16139:2013+AC:2013

The dimensions of the new seating items below are subject to change.

 One-week lead time on non-upholstered versions  Qualifies for Chair in a Box Delivery Service, see page 8



Four-Star Swivel Chair with Plastic Shell

665w x 665d x 810h x 460sh



FRMSW...
Standard



FRMSW/TM...
Tilt Mechanism



Four-Star Swivel Chair with Upholstered Seat and Plastic Shell

665w x 665d x 810h x 475sh



FRMSWUS...
Standard



FRMSWUS/TM...
Tilt Mechanism



Four-Star Swivel Chair with Upholstered Seat/Back/Arms

665w x 665d x 810h x 475sh



FRMSWFUP...
Standard



FRMSWFUP/TM...
Tilt Mechanism



Upholstered Seat:
Groups 1-7 and Leather

Group 1 - Add surcharge for Group 2-7 and Leather



Upholstered Seat/Back/Arms:
Groups 1-7 and Leather

Group 1 - Add surcharge for Group 2-7 and Leather

Form Finishes

Plastic Shell Finishes

Black, suffix **.../BK**, Blue, suffix **.../BU**, Dark Grey, suffix **.../DG**, Green, suffix **.../GN**, Red, suffix **.../RD**, White, suffix **.../WH**, Yellow, suffix **.../YE**



Base Finishes

Polished Aluminium (Standard)
Add surcharge for Black Painted, suffix **.../BB**



Form Options

Tilt Options


Tilt Mechanism, suffix **.../TM**, see above for prices

Two-Tone Upholstery Options

Add surcharge for Two-Tone Upholstery, suffix **.../TT**

Fabric Selection Reference

A: Seat
B: Back/Arms



When multiple fabric bands are specified, the unit price will reflect the highest fabric band requested.

Bill

Multi-Purpose Seating



Since introducing Bill to the product portfolio, it has fast become one of our best sellers. The ergonomically moulded polypropylene shell provides superior comfort without detracting from the minimal form of the design. The chairs versatility is compounded by the choice of ash, walnut, espresso, wenge, black, grey or white wooden frame, sixteen exciting plastic shell colours or a fully upholstered option. Together these options offer a solution to numerous interiors and design requirements, in a number of environments.



Wooden Four-Legged: Sixteen plastic shell finishes - Plastic shell or fully upholstered - High quality robust construction - 100% polypropylene shell CMHR foam - Seven wood finishes on wooden four-legged chairs - Protective feet - Optional two-tone upholstery and contrasting buttons

-  One-week lead time on non-upholstered versions
-  Qualifies for Chair in a Box Delivery Service, see page 8



Wooden Four-Legged Chair with Plastic Shell

470w x 505d x 760h x 470sh

BIL...



Wooden Four-Legged Chair with Upholstered Seat/Back

480w x 515d x 785h x 480sh

BILUP...

Upholstered Chair:
Groups 1-7 and Leather

Group 1 - Add surcharge for Group 2-7 and Leather

Bill Finishes

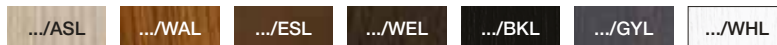
Plastic Shell Finishes - *Not available on fully upholstered chair*

Dark Grey, suffix **.../DG**, Teal, suffix **.../TL**, Olive Green, suffix **.../OV**, Praline, suffix **.../PL**, Rose, suffix **.../RS**, Terracotta, suffix **.../TC**, Black, suffix **.../BK**, Blue, suffix **.../BU**, Green, suffix **.../GN**, Light Grey, suffix **.../LG**, Orange, suffix **.../OG**, Pink, suffix **.../PK**, Red, suffix **.../RD**, Sage, suffix **.../SG**, Taupe, suffix **.../TP**, White, suffix **.../WH**



Wooden Frame Finishes

Ash, suffix **.../ASL** - Add surcharge for Stained Walnut, suffix **.../WAL**, Stained Espresso, suffix **.../ESL**, Stained Wenge, suffix **.../WEL**, Stained Black, suffix **.../BKL**, Stained Grey, suffix **.../GYL**, White, suffix **.../WHL**



Bill Options

Two-Tone Upholstery Options

Add surcharge for Two-Tone Upholstery, suffix **.../TT**
Add surcharge for Single Colour Contrasting Buttons, suffix **.../CB**

Fabric Selection Reference



When multiple fabric bands are specified, the unit price will reflect the highest fabric band requested.

Matching Stool



See page 154

Ben

Multi-Purpose Seating



A harmonious combination of both traditional and modern, Ben blends comfort with style. A robust aluminium seat plate supports rounded wooden legs that are available in a beech, walnut, espresso, wenge, black, grey or white finish. Above this sits an extremely durable, ergonomically moulded, polypropylene shell that is available in sixteen vibrant colours or upholstered in your choice of fabric. These options allow Ben to be personalised to fit many modern office and leisure environments including meeting rooms, breakout areas, bars/restaurants, waiting rooms and conference facilities.



Ben

Multi-Purpose Seating

1 Week Lead Time for Non-Upholstered
3 Week Lead Time for Upholstered

Wooden Four-Legged: Sixteen plastic shell finishes - Plastic shell or fully upholstered - High quality robust construction - 100% polypropylene shell CMHR foam - Seven wood finishes on wooden four-legged chairs - Protective feet - Optional two-tone upholstery and contrasting buttons

- One-week lead time on non-upholstered versions
- Qualifies for Chair in a Box Delivery Service, see page 8



Wooden Four-Legged Chair with Plastic Shell

470w x 490d x 780h x 480sh

BEN...



Wooden Four-Legged Chair with Upholstered Seat/Back

480w x 505d x 805h x 505sh

BENUP...

Upholstered Chair:
Groups 1-7 and Leather

Group 1 - Add surcharge for Group 2-7 and Leather

Ben Finishes

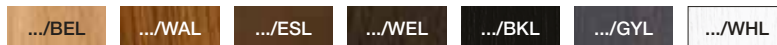
Plastic Shell Finishes - Not available on fully upholstered chair

Dark Grey, suffix **.../DG**, Teal, suffix **.../TL**, Olive Green, suffix **.../OV**, Praline, suffix **.../PL**, Rose, suffix **.../RS**, Terracotta, suffix **.../TC**, Black, suffix **.../BK**, Blue, suffix **.../BU**, Green, suffix **.../GN**, Light Grey, suffix **.../LG**, Orange, suffix **.../OG**, Pink, suffix **.../PK**, Red, suffix **.../RD**, Sage, suffix **.../SG**, Taupe, suffix **.../TP**, White, suffix **.../WH**



Wooden Leg Finishes

Beech, suffix **.../BEL** - Add surcharge for Stained Walnut, suffix **.../WAL**, Stained Espresso, suffix **.../ESL**, Stained Wenge, suffix **.../WEL**, Stained Black, suffix **.../BKL**, Stained Grey, suffix **.../GYL**, White, suffix **.../WHL**



Ben Options

Two-Tone Upholstery Options

Add surcharge for Two-Tone Upholstery, suffix **.../TT**
Add surcharge for Single Colour Contrasting Buttons, suffix **.../CB**

Fabric Selection Reference



When multiple fabric bands are specified, the unit price will reflect the highest fabric band requested.

Aura

Multi-Purpose Seating



Aura possesses an authentic sense of nature with its high-quality solid beech wooden frame, available in seven wood stain finishes. For user comfort and personalisation, the seat features an upholstered CMHR foam seat pad. The stool variant carries the same wooden frame design with the addition of a supporting footrest.



Aura

Multi-Purpose Seating

Wooden Four-Legged: Upholstered seat pad - CMHR foam - Seven wood finishes on wooden four-legged chairs

 Qualifies for Chair in a Box Delivery Service, see page 8



Wooden Four-Legged Chair with Upholstered Seat

445w x 465d x 750h x 485sh



AUR...



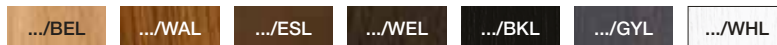
**Upholstered Seat Pad:
Groups 1-7 and Leather**

Group 1 - Add surcharge for Group 2-7 and Leather

Aura Finishes

Wooden Frame Finishes

Beech, suffix **.../BEL** - Add surcharge for Stained Walnut, suffix **.../WAL**, Stained Espresso, suffix **.../ESL**, Stained Wenge, suffix **.../WEL**, Stained Black, suffix **.../BKL**, Stained Grey, suffix **.../GYL**, White, suffix **.../WHL**



Matching Stool



See page 136

Latte

Multi-Purpose Seating



Latte is an exciting take on a traditional classic. Sturdy and robust, Latte offers a versatile seating option for a variety of different settings and applications. The moulded ABS seat and back frame, available in five different colour options, sits on a high-quality solid wooden frame. Latte fits harmoniously into numerous different office and leisure environments including bars, restaurants, meeting rooms, cafeterias and breakout areas.



Latte

Multi-Purpose Seating

Wooden Four-Legged: Five ABS shell finishes - Moulded ABS seat and back - High quality construction - Solid beech frame on wooden four-legged chairs
Protective feet

 Qualifies for Chair in a Box Delivery Service, see page 8



**Wooden Four-Legged Chair with
Plastic Seat and Back**
425w x 470d x 800h x 460sh

 LAT...

Latte Finishes

ABS Finishes

Black, suffix **.../BK**, Green, suffix **.../GN**, Red, suffix **.../RD**, White, suffix **.../WH**, Yellow, suffix **.../YE**



Explorer

Multi-Purpose Seating



Explorer is an elegant and stackable multi-purpose chair, suitable for interior and exterior spaces. It's contemporary moulded shape can be constructed using the innovative and sustainable Rinasco® material with 100% recycled polymers, available in three subtle colours or a polypropylene/glass fibre blend, with four inspiring colour options. The materials Anti-UV protection supports outdoor use, offering a durable, comfortable and light option for outdoor dining environments. Chairs with and without the fixed support arm can be stacked up to 4 chairs high when not in use and further comfort can be achieved with the integration of an optional upholstered seat pad.



Explorer

Multi-Purpose Seating

Available on a 1 Week Lead Time

Four-Legged with Standard Plastic: Four plastic shell finishes - With or without an upholstered seat - 100% Polypropylene - With or without integral arms
Anti-UV Treatment - Optional underseat cover - Stackable up to 4 chairs high on the floor

Four-Legged with Rinasco®: Three plastic shell finishes - With or without an upholstered seat
100% Recycled Plastic (50% regenerated industrial scrap polymers, 50% recycled consumer polymers) - With or without integral arms - Anti-UV Treatment
Optional underseat cover - Stackable up to 4 chairs high on the floor

One-week lead time on selected fabrics, see page 13-14 Stackable



Four-Legged Chair with Plastic Shell
500w x 545d x 795h x 475sh

EXP...



Four-Legged Chair with Upholstered Seat and Plastic Shell
500w x 545d x 795h x 480sh

EXPUS...



Four-Legged Chair with Plastic Shell and Fixed Arms
585w x 560d x 795h x 475sh

EXPA...



Four-Legged Chair with Upholstered Seat, Plastic Shell and Fixed Arms
585w x 560d x 795h x 480sh

EXPAUS...

Upholstered Seat Pad:
Groups 1-7 and Leather

Group 1 - Add surcharge for Group 2-7 and Leather

Explorer Finishes

Standard Plastic Shell Finishes

Teal, suffix **.../TL**, Pink, suffix **.../PK**, White, suffix **.../WH**, Green, suffix **.../GN**



Rinasco® Plastic Shell Finishes (100% Recycled Content and Recyclable)

Blue, suffix **.../BU**, Black, suffix **.../BK**, Grey, suffix **.../GR**



Explorer Options

Underseat Cover Options

Add surcharge for Underseat Cover, suffix **.../USC**

Underseat Cover



.../USC

Ace

Stools



Designed by Claudio Bellini, the Ace stool is inspired by a graceful design that follows an endless loop, creating a unique visual alliance between the upholstery and single-shell frame. The open lumbar area and flexible back supports users, providing relaxed comfort when seated. Designed for the modern environment, the Ace stool is available with a sled or draughtsman base providing flexibility for multiple applications.



Ace

Stools

Available on a 1 Week Lead Time

Sled: Designed by Claudio Bellini - Upholstered seat and back - Black or grey polypropylene shell - Inner structure of back cushion fits closely to human body curve
Distinctive open lumbar design - Integrated footrest - Black or grey metal finish as standard on sled stools

Draughtsman: Designed by Claudio Bellini - Upholstered seat and back - Black or grey polypropylene shell
Inner structure of back cushion fits closely to human body curve - Distinctive open lumbar design - Black or grey five-star base on draughtsman chairs
Footring and black nylon glides on draughtsman chair - Integrated footrest - Optional arms

 One-week lead time on selected fabrics, see page 13-14

 Qualifies for Chair in a Box Delivery Service, see page 8



Black Sled Stool with Upholstered Seat and Back and Black Plastic Shell

565w x 590d x 1140h x 800sh

 **ACESTSBB**



Grey Sled Stool with Upholstered Seat and Back and Grey Plastic Shell

565w x 590d x 1140h x 800sh

 **ACESTSBG**



Black Five-Star Draughtsman Chair with Upholstered Seat and Back and Black Plastic Shell

660w x 660d x 1065h x 725sh

 **ACEDB**



Grey Five-Star Draughtsman Chair with Upholstered Seat and Back and Grey Plastic Shell

660w x 660d x 1065h x 725sh

 **ACEDG**

 **Upholstered Stool:**
Groups 1-7 and Leather

Group 1 - Add surcharge for Group 2-7 and Leather

Ace Finishes

Metal Frame Finishes for Sled Stools

Black (Standard), Grey (Standard), Silver, suffix .../SF, Black Graphite, suffix .../BGF, White, suffix .../WF
Add surcharge for Chrome Effect, suffix .../CF, Praline, suffix .../PLF, Olive Green, suffix .../OVF, Atlantic Blue, suffix .../ABF, Sapphire Blue, suffix .../SBF, Mustard Yellow, suffix .../MYF, Terracotta, suffix .../TCF, Conker Brown, suffix .../CBF



Ace Options

Arm Options for Draughtsman Chairs

Add surcharge for Black Fixed Arms, suffix .../BFA
Add surcharge for Grey Fixed Arms, suffix .../GFA

Arm Options



/BFA



/GFA

Multi-Purpose Seating



See page 73

Ovo

Stools



The Ovo range, also available in our visitor and lounge seating, offers a stool variant featuring a mid-rise back support on two bases, both featuring an integrated footrest. All variants can be enhanced with two-tone upholstery for a more unique finish.



Ovo

Stools

Four-Legged and Sled: Upholstered seat/back - Injected foam shell - Integrated footrest
Epoxy-painted wire frame with protective feet as standard on four-legged and sled stools - Optional two-tone upholstery

The dimensions of the new seating items below are subject to change.

 Qualifies for Chair in a Box Delivery Service, see page 8




Four-Legged Stool with Upholstered Seat/Back
520w x 510d x 980h x 750sh

 **OVOST**



Sled Stool with Upholstered Seat/Back
520w x 510d x 970h x 740sh

 **OVOSTSB**

 **Upholstered Stool:**
Groups 1-7 and Leather

Group 1 - Add surcharge for Group 2-7 and Leather

Ovo Finishes

Metal Frame Finishes

Silver, suffix **.../SF**, Black Graphite, suffix **.../BGF**, White, suffix **.../WF**
Add surcharge for Black, suffix **.../BF**, Praline, suffix **.../PLF**, Olive Green, suffix **.../OVF**, Atlantic Blue, suffix **.../ABF**, Sapphire Blue, suffix **.../SBF**, Mustard Yellow, suffix **.../MYF**, Terracotta, suffix **.../TCF**, Conker Brown, suffix **.../CBF**




Ovo Options

Two-Tone Upholstery Options

Add £42 for Two-Tone Upholstery, suffix **.../TT**

Fabric Selection Reference



When multiple fabric bands are specified, the unit price will reflect the highest fabric band requested.

Matching Chair



See page 171

Escape

Stools



The Escape stool offers a high level of comfort and support, without compromising on style or functionality. It is built around a sturdy steel or wooden frame with an integral footrest. The seat shell is constructed of plywood, covered with a soft, cushioned fire-retardant foam before being upholstered in a choice of fabrics. The steel version is available in silver, black, black graphite, white or a range of colourful epoxy coated frame colours, as well as the standard chrome finish. The wooden legged version is available in seven wooden finishes, beech, walnut, espresso, wenge, black, grey or white. A stylish, comfortable and extremely practical solution for many workplace and leisure environments.



Escape

Stools

Sled and Wooden Four-Legged: Stylish, modern design - Upholstered seat/back - Moulded plywood shell - CMHR foam - Integrated footrest
 Chrome 12mm wire frame with protective feet as standard on sled stools - Seven wood finishes on wooden four-legged stools

Qualifies for Chair in a Box Delivery Service, see page 8



Sled Stool with Upholstered Seat/Back
 505w x 490d x 965h x 790sh

ESCST



Wooden Four-Legged Stool with Upholstered Seat/Back
 495w x 490d x 975h x 780sh

ESCSTWL...

Upholstered Stool:
 Groups 1-7 and Leather

Group 1 - Add surcharge for Group 2-7 and Leather

Escape Finishes

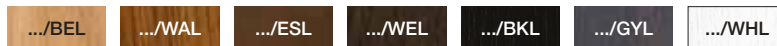
Metal Frame Finishes for Sled Stools

Chrome (Standard), Silver, suffix **.../SF**, Black Graphite, suffix **.../BGF**, White, suffix **.../WF**
 Add surcharge for Black, suffix **.../BF**, Praline, suffix **.../PLF**, Olive Green, suffix **.../OVF**, Atlantic Blue, suffix **.../ABF**, Sapphire Blue, suffix **.../SBF**,
 Mustard Yellow, suffix **.../MYF**, Terracotta, suffix **.../TCF**, Conker Brown, suffix **.../CBF**



Wooden Frame Finishes Wooden Four-Legged Stools

Beech, suffix **.../BEL** - Add surcharge for Stained Walnut, suffix **.../WAL**, Stained Espresso, suffix **.../ESL**, Stained Wenge, suffix **.../WEL**,
 Stained Black, suffix **.../BKL**, Stained Grey, suffix **.../GYL**, White, suffix **.../WHL**



Matching Chair



See page 190

Zen

Stools



Like its chair variant, the Zen stool, designed by Paolo Lucidi and Luca Pevere, is adaptable with eight vibrant colour options and two base variations. With its fun, figure embracing character, it delivers unique style to breakout areas, bars and bistros. For further comfort, an upholstered seat pad is available.



Zen

Stools

Available on a 1 Week Lead Time

Four-Legged and Sled: Designed by Paolo Lucidi and Luca Pevere - With or without an upholstered seat - Eight plastic shell finishes
 First class virgin material - High quality robust construction - Integrated footrest - 16mm tubular chromed frame with protective adjustable feet for four-legged stools
 12mm chromed frame with protective glides for sled stools - Stackable up to 4 (plastic) and 3 (upholstered) stools high on the floor

One-week lead time on selected fabrics, see page 13-14 Stackable



Four-Legged Stool with Plastic Shell
 560w x 530d x 1090h x 760sh

ZENST...



Four-Legged Stool with Upholstered Seat and Plastic Shell
 560w x 530d x 1090h x 770sh

ZENSTUS...



Sled Stool with Plastic Shell
 560w x 520d x 1080h x 770sh

ZENSTSB...



Sled Stool with Upholstered Seat and Plastic Shell
 560w x 520d x 1080h x 780sh

ZENSTSBUS...

Upholstered Stool:
 Groups 1-7 and Leather

Group 1 - Add surcharge for Group 2-7 and Leather

Zen Finishes

Plastic Shell Finishes

Black, suffix .../BK, Blue, suffix .../BU, Green, suffix .../GN, Grey, suffix .../GR, Orange, suffix .../OG, Red, suffix .../RD, Sand, suffix .../SD, White, suffix .../WH



Matching Chairs



See page 81

Multiply

Stools



Multiply offers a modern sleek design with the choice of a tubular chrome four-legged frame, a chrome sled-frame or a chrome swivel base. The seat shell is available in multiple wood finishes with the choice of an open or closed back. Further personalisation and customisation can be integrated into the finished design by selecting the fully upholstered version of the seat shell which can be finished in your choice of fabric. Furthermore, the sled base and four-legged frame can be specified in chrome or eleven epoxy-coated paint finishes. Multiply possesses simplicity, making it adaptable to a multitude of uses and environments.



Multiply

Stools

Available on a 1 Week Lead Time

Four-Legged: With or without a seat pad or fully upholstered - Three moulded plywood shell finishes - With or without an open back - CMHR foam integrated footrest - 16mm tubular chrome frame as standard on four-legged chairs - Protective feet - Stackable up to 5 stools high (non stacking when upholstered)

 One-week lead time on selected fabrics, see page 13-14

 Qualifies for Chair in a Box Delivery Service, see page 8

 Stackable



Four-Legged Stool with Wooden Shell

470w x 505d x 920h x 750sh

MULST...



Open Back Four-Legged Stool with Wooden Shell

470w x 505d x 920h x 750sh

MULSTO...



Four-Legged Stool with Upholstered Seat/Back

470w x 515d x 925h x 770sh

MULSTUP...

Upholstered Stool:
Groups 1-7 and Leather

Group 1 - Add surcharge for Group 2-7 and Leather

Multiply Finishes

Wooden Shell Finishes - *Not available on fully upholstered stool*

Beech, suffix **.../BE** - Add surcharge for Stained Wenge, suffix **.../WE**, White, suffix **.../WH**

.../BE

.../WE

.../WH

Metal Frame Finishes

Chrome (Standard), Silver, suffix **.../SF**, Black Graphite, suffix **.../BGF**, White, suffix **.../WF**

Add surcharge for Black, suffix **.../BF**, Praline, suffix **.../PLF**, Olive Green, suffix **.../OVF**, Atlantic Blue, suffix **.../ABF**, Sapphire Blue, suffix **.../SBF**,

Mustard Yellow, suffix **.../MYF**, Terracotta, suffix **.../TCF**, Conker Brown, suffix **.../CBF**

.../SF

.../BGF

.../WF

.../BF

.../PLF

.../OVF

.../ABF

.../SBF

.../MYF

.../TCF

.../CBF

Matching Chairs



See page 83

Multiply

Stools

Available on a 1 Week Lead Time

Sled: With or without a seat pad or fully upholstered - Three moulded plywood shell finishes - With or without an open back - CMHR foam - Integrated footrest
 11mm chrome frame as standard on sled stools - Protective feet - Stackable up to 5 stools high (non stacking when upholstered)

-  One-week lead time on selected fabrics, see page 13-14
-  Qualifies for Chair in a Box Delivery Service, see page 8
-  Stackable



Sled Stool with Wooden Shell
530w x 475d x 900h x 755sh

MULSTSB...



Open Back Sled Stool with Wooden Shell
530w x 475d x 900h x 755sh

MULSTSB0...



Sled Stool with Upholstered Seat/Back
530w x 475d x 905h x 775sh

MULSTSBUP...

Upholstered Stool: Groups 1-7 and Leather Group 1 - Add surcharge for Group 2-7 and Leather

Multiply Finishes

Wooden Shell Finishes - *Not available on fully upholstered stool*

Beech, suffix **.../BE** - Add surcharge for Stained Wenge, suffix **.../WE**, White, suffix **.../WH**

- .../BE
- .../WE
- .../WH

Metal Frame Finishes

Chrome (Standard), Silver, suffix **.../SF**, Black Graphite, suffix **.../BGF**, White, suffix **.../WF**

Add surcharge for Black, suffix **.../BF**, Praline, suffix **.../PLF**, Olive Green, suffix **.../OVF**, Atlantic Blue, suffix **.../ABF**, Sapphire Blue, suffix **.../SBF**, Mustard Yellow, suffix **.../MYF**, Terracotta, suffix **.../TCF**, Conker Brown, suffix **.../CBF**

- .../SF
- .../BGF
- .../WF
- .../BF
- .../PLF
- .../OVF
- .../ABF
- .../SBF
- .../MYF
- .../TCF
- .../CBF

Matching Chairs



See page 83

Multiply

Stools

Available on a 1 Week Lead Time

Swivel: With or without a seat pad or fully upholstered - Three moulded plywood shell finishes - With or without an open back - CMHR foam - Integrated footrest
Height adjustable chrome pedestal base on swivel stools

 One-week lead time on selected fabrics, see page 13-14

 Qualifies for Chair in a Box Delivery Service, see page 8



Swivel Stool with Wooden Shell
385w x 435d x 940h x 770sh

MULSTSW...



**Open Back Swivel Stool with
Wooden Shell**
385w x 435d x 940h x 770sh

MULSTSWO...



**Swivel Stool with
Upholstered Seat/Back**
385w x 445d x 945h x 790sh

MULSTSWUP

Upholstered Stool:
Groups 1-7 and Leather

Group 1 - Add surcharge for Group 2-7 and Leather

Multiply Finishes

Wooden Shell Finishes - *Not available on fully upholstered stool*

Beech, suffix **.../BE** - Add surcharge for Stained Wenge, suffix **.../WE**, White, suffix **.../WH**

.../BE

.../WE

.../WH

Matching Chairs



See page 83

Vice Versa

Stools



The Vice Versa stool is an innovative product with distinctive lines, designed by Alberto Basaglia and Natalia Rota Nodari. It is assembled without screws and features a patented interlocking system that keeps costs to a minimum and facilitates disposal at the end of life. Vice Versa is a multi-purpose stool with a design that combines function, style and strength. The seat and backrest are injection moulded using fireproof polypropylene and are available in seven colours, whilst the frame is made from steel wire and can be either chrome plated or epoxy coated in a silver, black, black graphite, white or our new colour finishes. When combined together, the possibilities for customisation are exceptional, delivering a stool suitable for a variety of tasks and environments.



Vice Versa

Stools

Available on a 1 Week Lead Time

Sled: Designed by Basaglia and Nodari - With or without upholstered seat and back pads - Seven injection moulded polypropylene shell finishes
Protective anti UV treatment - 11mm chromed wire frame as standard on sled stools - Protective glides - Stackable up to 4 stools high when stacked on the floor

Certifications: BS EN 13761:2002 - BS EN 15373:2007 - BS EN 1728:2001 - BS EN 1022:2005 - BS EN 16139:2013 (E)

 One-week lead time on selected fabrics, see page 13-14  Stackable



Sled Stool with Plastic Shell
565w x 605d x 1085h x 730sh

VICST...



Sled Stool with Upholstered Seat and Plastic Shell
565w x 605d x 1085h x 730sh

VICSTUS...



Sled Stool with Upholstered Seat and Back and Plastic Shell
565w x 605d x 1085h x 730sh

VICSTUSUB...

- Upholstered Seat:
Groups 1-7 and Leather Group 1 - Add surcharge for Group 2-7 and Leather
- Upholstered Seat and Back:
Groups 1-7 and Leather Group 1 - Add surcharge for Group 2-7 and Leather

Vice Versa Finishes

Plastic Shell Finishes

Black, suffix **.../BK**, Blue (New Version), suffix **.../BU2**, Green (New Version), suffix **.../GN2**, Grey, suffix **.../GR**, Red, suffix **.../RD**, Sand, suffix **.../SD**, White, suffix **.../WH**



Metal Frame Finishes

Chrome (Standard), Silver, suffix **.../SF**, Black Graphite, suffix **.../BGF**, White, suffix **.../WF**
Add surcharge for Black, suffix **.../BF**, Praline, suffix **.../PLF**, Olive Green, suffix **.../OVF**, Atlantic Blue, suffix **.../ABF**, Sapphire Blue, suffix **.../SBF**, Mustard Yellow, suffix **.../MYF**, Terracotta, suffix **.../TCF**, Conker Brown, suffix **.../CBF**



Vice Versa Additions

Linking Device

Linking Device (Pair), **VIC/LD**

Linking Device



VIC/LD

Matching Chair



See page 87

Vice Versa

Stools

Available on a 1 Week Lead Time

Sled: Designed by Basaglia and Nodari - With or without upholstered seat and back pads - Seven injection moulded polypropylene shell finishes - Integral arms
Seven injection moulded polypropylene shell finishes - Protective anti UV treatment - 11mm chromed wire frame as standard on sled stools - Protective glides
Stackable up to 4 stools high when stacked on the floor

Certifications: BS EN 13761:2002 - BS EN 15373:2007 - BS EN 1728:2001 - BS EN 1022:2005 - BS EN 16139:2013 (E)

 One-week lead time on selected fabrics, see page 13-14  Stackable



Sled Stool with Plastic Shell and Fixed Arms
570w x 605d x 1085h x 730sh

VICSTA...



Sled Stool with Upholstered Seat, Plastic Shell and Fixed Arms
570w x 605d x 1085h x 730sh

VICSTAUS...



Sled Stool with Upholstered Seat and Back, Plastic Shell and Fixed Arms
570w x 570d x 1085h x 730sh

VICSTAUSUB...

- | | |
|---|---|
| <input type="radio"/> Upholstered Seat: Groups 1-7 and Leather | Group 1 - Add surcharge for Group 2-7 and Leather |
| <input type="radio"/> Upholstered Seat and Back: Groups 1-7 and Leather | Group 1 - Add surcharge for Group 2-7 and Leather |

Vice Versa Finishes

Plastic Shell Finishes

Black, suffix **.../BK**, Blue (New Version), suffix **.../BU2**, Green (New Version), suffix **.../GN2**, Grey, suffix **.../GR**, Red, suffix **.../RD**, Sand, suffix **.../SD**, White, suffix **.../WH**



Metal Frame Finishes

Chrome (Standard), Silver, suffix **.../SF**, Black Graphite, suffix **.../BGF**, White, suffix **.../WF**
Add surcharge for Black, suffix **.../BF**, Praline, suffix **.../PLF**, Olive Green, suffix **.../OVF**, Atlantic Blue, suffix **.../ABF**, Sapphire Blue, suffix **.../SBF**, Mustard Yellow, suffix **.../MYF**, Terracotta, suffix **.../TCF**, Conker Brown, suffix **.../CBF**



Vice Versa Additions

Linking Device

£6 for Linking Device (Pair), **VIC/LD**

Linking Device



VIC/LD

Matching Chair



See page 87

Kiro

Stools



Kiro is a modern multi-purpose chair that embraces comfort and performance. A polypropylene seat and back, available in a choice of five soft colour finishes, delivers a sophisticated solution for a diverse range of applications. The seat is supported by a poseur-height wire sled base, available in 11 epoxy-powder coated metalwork colours, further enhancing the aesthetic of the stool.



Kiro

Stools

Sled: With or without upholstered seat pads - Five plastic shell finishes - CMHR foam - Integrated footrest
 Eleven painted metal frame finishes on sled frame stools

The dimensions of the new seating items below are subject to change.

Qualifies for Chair in a Box Delivery Service, see page 8



Sled Open Back Stool with Plastic Shell
 615w x 595d x 1140h x 795sh

KIRSTSB...



Sled Open Back Stool with Upholstered Seat and Plastic Shell
 615w x 595d x 1140h x 810sh

KIRSTSBUS...

Upholstered Seat Pad:
 Groups 1-7 and Leather

Group 1 - Add surcharge for Group 2-7 and Leather

Kiro Finishes

Plastic Shell Finishes

Black, suffix **.../BK**, Blue, suffix **.../BU**, Green, suffix **.../GN**, Terracotta, suffix **.../TC**, White, suffix **.../WH**



Metal Frame Finishes

Silver, suffix **.../SF**, Black Graphite, suffix **.../BGF**, White, suffix **.../WF**

Add surcharge for Black, suffix **.../BF**, Praline, suffix **.../PLF**, Olive Green, suffix **.../OVF**, Atlantic Blue, suffix **.../ABF**, Sapphire Blue, suffix **.../SBF**, Mustard Yellow, suffix **.../MYF**, Terracotta, suffix **.../TCF**, Conker Brown, suffix **.../CBF**



Matching Chair



See page 90

Pablo

Stools



With its refreshingly contemporary appeal, Pablo Stool is set to add sophistication to any environment. From its refined aesthetic to its stable build, this is a stool that promises excellence and comfort for users. To complement its multi-purpose chair variant, the stool is available on either a metal or wooden four-legged frame with an integrated footrest for further seated satisfaction.



Pablo

Stools

Metal Four-Legged and Wooden Four-Legged: Upholstered seat/back and arms - CMHR foam - Integrated footrest
 Twelve painted metal finishes on metal four-legged chairs - Seven wood finishes on wooden four-legged chairs - Optional two-tone upholstery



Metal Four-Legged Stool with Upholstered Seat/Back
 510w x 555d x 1045h x 740sh

PABST...



Metal Four-Legged Stool with Upholstered Seat/Back/Arms
 550w x 555d x 1045h x 740sh

PABSTA...



Wooden Four-Legged Stool with Upholstered Seat/Back
 510w x 555d x 1045h x 740sh

PABSTWL...



Wooden Four-Legged Stool with Upholstered Seat/Back/Arms
 550w x 555d x 1045h x 740sh

PABSTAWL...

- Upholstered Stool: Groups 1-7 and Leather Group 1 - Add surcharge for Group 2-7 and Leather
- Upholstered Stool with Arms: Groups 1-7 and Leather Group 1 - Add surcharge for Group 2-7 and Leather

Pablo Finishes

Metal Frame Finishes for Metal Four-Legged Stools

Silver, suffix **.../SF**, Black Graphite, suffix **.../BGF**, White, suffix **.../WF**
 Add surcharge for Chrome Effect, suffix **.../CF**, Black, suffix **.../BF**, Praline, suffix **.../PLF**, Olive Green, suffix **.../OVF**, Atlantic Blue, suffix **.../ABF**, Sapphire Blue, suffix **.../SBF**, Mustard Yellow, suffix **.../MYF**, Terracotta, suffix **.../TCF**, Conker Brown, suffix **.../CBF**

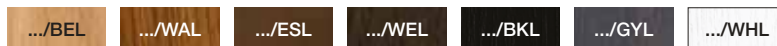
Metal Footrest Finishes for Wooden Four-Legged Stools

Silver, suffix **.../SF**, Black Graphite, suffix **.../BGF**, White, suffix **.../WF**
 Add surcharge for Chrome Effect, suffix **.../CF**, Black, suffix **.../BF**, Praline, suffix **.../PLF**, Olive Green, suffix **.../OVF**, Atlantic Blue, suffix **.../ABF**, Sapphire Blue, suffix **.../SBF**, Mustard Yellow, suffix **.../MYF**, Terracotta, suffix **.../TCF**, Conker Brown, suffix **.../CBF**



Wooden Frame Finishes for Wooden Four-Legged Stools

Beech, suffix **.../BEL** - Add surcharge for Stained Walnut, suffix **.../WAL**, Stained Espresso, suffix **.../ESL**, Stained Wenge, suffix **.../WEL**, Stained Black, suffix **.../BKL**, Stained Grey, suffix **.../GYL**, White, suffix **.../WHL**



Pablo Options

Two-Tone Upholstery Options

Add surcharge for Two-Tone Upholstery, suffix **.../TT**

Fabric Selection Reference



When multiple fabric bands are specified, the unit price will reflect the highest fabric band requested.

Matching Chair



See page 104

Vegas

Stools



Vegas displays an appealing quality of strength and luxury, earning itself a powerful status in leisure and breakout environments. The seat features a higher backrest than most bar and breakout stools, providing users with a satisfying support, especially when seated for longer periods as workspaces become more agile, with employees opting to use non-conventional work areas.



Vegas

Stools

Wooden Four-Legged: Upholstered seat/back - CMHR foam - Integrated footrest - Seven wood finishes on wooden four-legged stools - Protective felt feet
Optional two-tone upholstery



Wooden Four-Legged Stool with Upholstered Seat/Back

570w x 560d x 1090h x 795sh

VEGST...

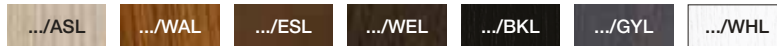
Upholstered Stool:
Groups 1-7 and Leather

Group 1 - Add surcharge for Group 2-7 and Leather

Vegas Finishes

Wooden Frame Finishes

Ash, suffix **.../ASL** - Add surcharge for Stained Walnut, suffix **.../WAL**, Stained Espresso, suffix **.../ESL**, Stained Wenge, suffix **.../WEL**, Stained Black, suffix **.../BKL**, Stained Grey, suffix **.../GYL**, White, suffix **.../WHL**




Vegas Options

Two-Tone Upholstery Options

Add surcharge for Two-Tone Upholstery, suffix **.../TT**

Fabric Selection Reference

A: Inner Shell
B: Outer Shell
C: Seat



When multiple fabric bands are specified, the unit price will reflect the highest fabric band requested.

Ritz

Stools



Designed by Zoran Jedrejčić, Ritz's archetypically simple form is unobtrusive and humble in delivering a solution for spaces with varying surface heights. It's design provides an exceptionally stable and light stool, suitable for diverse environments whilst retaining their original character.



Ritz

Stools

Wooden Four-Legged: Designed by Zoran Jedrejčić - Bar, counter and low height - Upholstered seat - Integrated footrest
 Seven wood finishes on four-legged stools - Protective felt feet

 Qualifies for Chair in a Box Delivery Service, see page 8



**Wooden Four-Legged Bar Stool
with Upholstered Seat**
410w x 440d x 740h

RITBUS...



**Wooden Four-Legged Counter Stool
with Upholstered Seat**
410w x 400d x 640h

RITCUS...



**Wooden Four-Legged Low Stool
with Upholstered Seat**
410w x 370d x 450h

RITLUS...

Upholstered Stool:
Groups 1-7 and Leather

Group 1 - Add surcharge for Group 2-7 and Leather

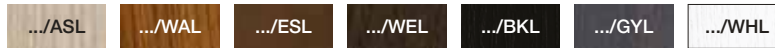
Ritz Finishes

Wooden Frame Finishes for Counter and Bar Stools

Ash, suffix **.../ASL** - Add surcharge for Stained Walnut, suffix **.../WAL**, Stained Espresso, suffix **.../ESL**, Stained Wenge, suffix **.../WEL**,
 Stained Black, suffix **.../BKL**, Stained Grey, suffix **.../GYL**, White, suffix **.../WHL**

Wooden Frame Finishes for Low Stools

Ash, suffix **.../ASL** - Add surcharge for Stained Walnut, suffix **.../WAL**, Stained Espresso, suffix **.../ESL**, Stained Wenge, suffix **.../WEL**,
 Stained Black, suffix **.../BKL**, Stained Grey, suffix **.../GYL**, White, suffix **.../WHL**



Bill

Stools



The Bill stool offers superior comfort with the ergonomically moulded polypropylene shell without detracting from the minimal form of the design. The stool versatility is compounded by the choice of an ash, walnut, espresso, wenge, black, grey or white wooden base and finished with the choice of sixteen exciting plastic shell colours or upholstered in your choice of fabric. Together these options offer a solution to numerous interiors and design requirements, in a number of environments.



Wooden Four-Legged: Sixteen plastic shell finishes - Plastic shell or fully upholstered - High quality robust construction - 100% polypropylene shell - CMHR foam integrated footrest - Seven solid wood finishes on wooden four-legged stools - Protective feet - Optional two-tone upholstery and contrasting buttons

 One-week lead time on non-upholstered versions



Wooden Four-Legged Stool with Plastic Shell

470w x 520d x 1035h x 745sh

BILST...



Wooden Four-Legged Stool with Upholstered Seat/Back

480w x 530d x 1060h x 755sh

BILSTUP...

**Upholstered Stool:
Groups 1-7 and Leather**

Group 1 - Add surcharge for Group 2-7 and Leather

Bill Finishes

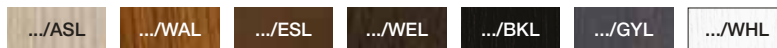
Plastic Shell Finishes - *Not available on fully upholstered chair*

Dark Grey, suffix **.../DG**, Teal, suffix **.../TL**, Olive Green, suffix **.../OV**, Praline, suffix **.../PL**, Rose, suffix **.../RS**, Terracotta, suffix **.../TC**,
Black, suffix **.../BK**, Blue, suffix **.../BU**, Green, suffix **.../GN**, Light Grey, suffix **.../LG**, Orange, suffix **.../OG**,
Pink, suffix **.../PK**, Red, suffix **.../RD**, Sage, suffix **.../SG**, Taupe, suffix **.../TP**, White, suffix **.../WH**



Wooden Frame Finishes

Ash, suffix **.../ASL** - Add surcharge for Stained Walnut, suffix **.../WAL**, Stained Espresso, suffix **.../ESL**, Stained Wenge, suffix **.../WEL**,
Stained Black, suffix **.../BKL**, Stained Grey, suffix **.../GYL**, White, suffix **.../WHL**



Bill Options

Two-Tone Upholstery Options

Add surcharge for Two-Tone Upholstery, suffix **.../TT**
Add surcharge for Single Colour Contrasting Buttons, suffix **.../CB**

Fabric Selection Reference



When multiple fabric bands are specified, the unit price will reflect the highest fabric band requested.

Matching Chair



See page 121

Bob

Stools



The design of Bob delivers an ultra-stylish and iconic frame that has proved itself as an industry favourite for some time. A tall, wooden leg frame with black steel interlocking detail supports the same ergonomically moulded polypropylene shell as our Bill and Ben ranges, providing superior comfort without detracting from the minimal form of the design.



Bob Stools

1 Week Lead Time for Non-Upholstered
3 Week Lead Time for Upholstered

Wooden Four-Legged: Sixteen plastic shell finishes - Plastic shell or fully upholstered - 100% polypropylene shell - CMHR foam - Integrated footrest
Seven wood finishes with rounded profile on wooden four-legged stools - Protective feet - Optional two-tone upholstery and contrasting buttons

 One-week lead time on non-upholstered versions



Wooden Four-Legged Stool with Plastic Shell

520w x 515d x 1085h x 755sh

BOBST...



Wooden Four-Legged Stool with Upholstered Seat/Back

530w x 525d x 1110h x 765sh

BOBSTUP...

**Upholstered Stool:
Groups 1-7 and Leather**

Group 1 - Add surcharge for Group 2-7 and Leather

Bob Finishes

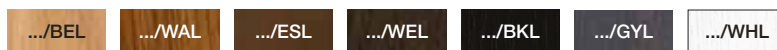
Plastic Shell Finishes - *Not available on fully upholstered chair*

Dark Grey, suffix **.../DG**, Teal, suffix **.../TL**, Olive Green, suffix **.../OV**, Praline, suffix **.../PL**, Rose, suffix **.../RS**, Terracotta, suffix **.../TC**,
Black, suffix **.../BK**, Blue, suffix **.../BU**, Green, suffix **.../GN**, Light Grey, suffix **.../LG**, Orange, suffix **.../OG**,
Pink, suffix **.../PK**, Red, suffix **.../RD**, Sage, suffix **.../SG**, Taupe, suffix **.../TP**, White, suffix **.../WH**



Wooden Frame Finishes

Beech, suffix **.../BEL** - Add surcharge for Stained Walnut, suffix **.../WAL**, Stained Espresso, suffix **.../ESL**, Stained Wenge, suffix **.../WEL**,
Stained Black, suffix **.../BKL**, Stained Grey, suffix **.../GYL**, White, suffix **.../WHL**



Bob Options

Two-Tone Upholstery Options

Add surcharge for Two-Tone Upholstery, suffix **.../TT**
Add surcharge for Single Colour Contrasting Buttons, suffix **.../CB**

Fabric Selection Reference



When multiple fabric bands are specified, the unit price will reflect the highest fabric band requested.

Aura

Stools



Aura possesses an authentic sense of nature with its high-quality solid beech wooden frame, available in seven wood stain finishes. For user comfort and personalisation, the seat features an upholstered CMHR foam seat pad. The multi-purpose chair carries the same wooden frame for use in breakout spaces and dining environments.



Aura

Stools

Wooden Four-Legged: Upholstered seat pad - CMHR foam - Integrated footrest - Seven wood finishes on wooden four-legged chairs

 Qualifies for Chair in a Box Delivery Service, see page 8



Wooden Four-Legged Stool with Upholstered Seat

445w x 480d x 995h x 785sh



AURST...



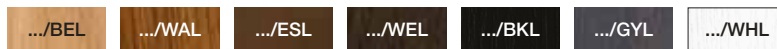
Upholstered Stool:
Groups 1-7 and Leather

Group 1 - Add surcharge for Group 2-7 and Leather

Aura Finishes

Wooden Frame Finishes

Beech, suffix **.../BEL** - Add surcharge for Stained Walnut, suffix **.../WAL**, Stained Espresso, suffix **.../ESL**, Stained Wenge, suffix **.../WEL**, Stained Black, suffix **.../BKL**, Stained Grey, suffix **.../GYL**, White, suffix **.../WHL**



Matching Chair



See page 125

Perch

Stools



Perch is a new addition to the stool portfolio, offering a modern design with a range of options. Perch can be personalised in your choice of fabric and has the option to add a two-tone upholstery to the seat. The four-legged wooden stool is available in a choice of seven wooden finishes including, beech, walnut, espresso, wenge, black, grey or white. Perch is a stool suitable for a variety of environments and applications.



Perch

Stools

Wooden Four-Legged: Bar or counter height - Upholstered seat - Integrated footrest - Seven wood finishes on wooden four-legged stools
Optional two-tone upholstery and deep buttoning

 Qualifies for Chair in a Box Delivery Service, see page 8



**Wooden Four-Legged Bar Stool
with Upholstered Seat**
400w x 400d x 765h

PERST...



**Wooden Four-Legged Counter Stool
with Upholstered Seat**
380w x 380d x 640h

PERSTC...

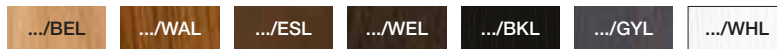
**Upholstered Stool:
Groups 1-7 and Leather**

Group 1 - Add surcharge for Group 2-7 and Leather

Perch Finishes

Wooden Frame Finishes

Beech, suffix **.../BEL** - Add surcharge for Stained Walnut, suffix **.../WAL**, Stained Espresso, suffix **.../ESL**, Stained Wenge, suffix **.../WEL**,
Stained Black, suffix **.../BKL**, Stained Grey, suffix **.../GYL**, White, suffix **.../WHL**



Perch Options

Two-Tone Upholstery Options

Add surcharge for Group 1, suffix **.../TT1**, Group 2, suffix **.../TT2**, Group 3, suffix **.../TT3**, Group 4, suffix **.../TT4**,
Add surcharge for Group 5, suffix **.../TT5**, Group 6, suffix **.../TT6**, Group 7, suffix **.../TT7**

Deep Buttoning Options

Add surcharge for Deep Buttoning, suffix **.../DB**

Fabric Selection Reference



When multiple fabric bands are specified, the unit price will reflect the highest fabric band requested.

Deep Buttoning



/DB

Halo

Stools



Designed in Padua, Italy, Halo delivers a joyful stool, blending aesthetics and technique to create an exciting solution suited to the modern workplace. With a choice of six colour finishes and three height variations, these stools were thoughtfully designed to bring an exciting pop of colour to any environment.



Halo

Stool

Available on a 1 Week Lead Time

Wooden Four-Legged: Upholstered seatpad - Polypropylene shell and footring - Integrated footrest - Six plastic shell finishes
Seven wood finishes on wooden four-legged stools - Protective feet

 One-week lead time on selected fabrics, see page 13-14

 Qualifies for Chair in a Box Delivery Service, see page 8



**Wooden Four-Legged Bar Stool
with Upholstered Seat**

405w x 405d x 775h

HALSTH...



**Wooden Four-Legged Counter Stool
with Upholstered Seat**

405w x 405d x 640h

HALSTC...



**Wooden Four-Legged Low Stool
with Upholstered Seat**

360w x 360d x 480h

HALSTL...

Upholstered Seat:
Groups 1-7 and Leather

Group 1 - Add surcharge for Group 2-7 and Leather

Halo Finishes

Plastic Shell Finishes

Dark Grey, suffix **.../DG**, Blue, suffix **.../BU**, Green, suffix **.../GN**, Red, suffix **.../RD**, White, suffix **.../WH**, Yellow, suffix **.../YE**

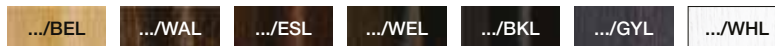


Wooden Frame Finishes for Bar and Counter Stools

Beech, suffix **.../BEL** - Add surcharge for Stained Walnut, suffix **.../WAL**, Stained Espresso, suffix **.../ESL**, Stained Wenge, suffix **.../WEL**,
Stained Black, suffix **.../BKL**, Stained Grey, suffix **.../GYL**, White, suffix **.../WHL**

Wooden Frame Finishes for Low Stools

Beech, suffix **.../BEL** - Add surcharge for Stained Walnut, suffix **.../WAL**, Stained Espresso, suffix **.../ESL**, Stained Wenge, suffix **.../WEL**,
Stained Black, suffix **.../BKL**, Stained Grey, suffix **.../GYL**, White, suffix **.../WHL**



Mario

Stools



Active sitting offers a wide range of benefits including promoting core muscle strength, encouraging blood circulation and subsequently burning calories, all while seated. Mario supports these healthier lifestyle changes in the workplace, with ergonomic features including height adjustment, a cushioned seatpad and non-slip base. With a choice of six colour finishes, these stools have been thoughtfully designed to bring an exciting pop of colour to agile workspaces.



Mario

Stool

4 Week Lead Time

Height Adjustable Active: Upholstered seatpad - Polypropylene shell - 360° seat pad dual direction swivel motion - $\pm 20^\circ$ tilt from vertical axis
Dual push button height adjustment - ± 180 mm height adjustment - Anti-noise and anti-slip rubberised base - Seven plastic shell finishes

 Qualifies for Chair in a Box Delivery Service, see page 8



Height Adjustable Active Stool with Upholstered Seat

350w x 350d x 730h

MARST...

Upholstered Seat:
Groups 1-7 and Leather

Group 1 - Add surcharge for Group 2-7 and Leather

Mario Finishes

Plastic Shell Finishes

Dark Grey, suffix .../DG, Blue, suffix .../BU, Green, suffix .../GN, Red, suffix .../RD, White, suffix .../WH, Yellow, suffix .../YE



Milo

Visitor and Lounge Seating



Designed in Italy by Paolo Orlandini, Milo delivers an elegant and comfortable seating solution for reception lobbies and relaxation areas. The lounge variant features a two-piece seat and high backrest, with synchronised mechanism delivering supreme comfort as the back and seat move independently.



Milo

Visitor and Lounge Seating

Four-Star Swivel: High backed chair - Upholstered two-piece seat and back/arms with integrated headrest - Synchronised mechanism - Injected foam shell
Polished aluminium base as standard on four-star swivel chairs - Optional two-tone upholstery

The dimensions of the new seating items below are subject to change.


 Qualifies for Chair in a Box Delivery Service, see page 8



**High Back Four-Star Swivel
Lounge Chair with Upholstered
Seat and Back/Arms**

760w x 790d x 1190h x 510sh

 **MILL4S**

 **Upholstered Lounge Chair:**
Groups 1-7 and Leather

Group 1 - Add surcharge for Group 2-7 and Leather

Milo Finishes

Base Finishes

Polished Aluminium (Standard)
Add surcharge for Black Painted, suffix **.../BB**

.../BB

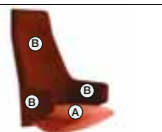
Milo Options

Two-Tone Upholstery Options

Add surcharge for Two-Tone Upholstery, suffix **.../TT**

Fabric Selection Reference

A: Seat
B: Back/Arms



When multiple fabric bands are specified, the unit price will reflect the highest fabric band requested.

Meeting Seating



See page 63

Elipsa

Visitor and Lounge Seating



Elipsa provides a deceptively generous and extremely comfortable sit. Elipsa is sure to enhance any leisure or visitor environment with its noticeable elegance and luxury, it is equally suited to conference, breakout or meeting areas. This range is available with a high, medium or low backrest, with various base options, making it a truly versatile chair. The option of an upholstered footstool and headrest further adds to the impressive look of Elipsa.



Elipsa

Visitor and Lounge Seating

Visitor and Lounge: Choice of three bases and footstool - High, medium or low back - Upholstered seat/back/arms/headrest - Injected foam
 Seven wood finishes on wooden four-legged and wooden pyramid swivel chairs - Polished base as standard on four-star swivel chairs
 Optional headrest and contrasting seat pad



High Back Wooden Four-Legged Chair with Upholstered Seat/Back/Arms/Headrest
 710w x 890d x 1270h x 485sh

ELIHBWL...
 Standard



High Back Wooden Pyramid Swivel Chair with Upholstered Seat/Back/Arms/Headrest
 850w x 910d x 1285h x 500sh

ELIHBSWWL...
 Standard



High Back Polished Four-Star Swivel Chair with Upholstered Seat/Back/Arms/Headrest
 740w x 890d x 1260h x 475sh

ELIHBSW
 Standard

High Back Lounge Chair: Groups 1-7 and Leather Group 1 - Add surcharge for Group 2-7 and Leather



Medium Back Wooden Four-Legged Chair with Upholstered Seat/Back/Arms
 710w x 850d x 1030h x 440sh

ELIMBWL...
 Standard



Medium Back Wooden Pyramid Swivel Chair with Upholstered Seat/Back/Arms
 750w x 860d x 1045h x 440sh

ELIMBSWWL...
 Standard



Medium Back Polished Four-Star Swivel Chair with Upholstered Seat/Back/Arms
 740w x 810d x 1030h x 485sh

ELIMBSW
 Standard

Medium Back Lounge Chair: Groups 1-7 and Leather Group 1 - Add surcharge for Group 2-7 and Leather



Low Back Wooden Pyramid Swivel Chair with Upholstered Seat/Back/Arms
 750w x 850d x 870h x 500sh

ELILBSWWL...
 Standard



Low Back Polished Four-Star Swivel Chair with Upholstered Seat/Back/Arms
 740w x 750d x 855h x 475sh

ELILBSW
 Standard



Footstool with Upholstered Seat
 600w x 440d x 430h x 400sh

ELIFS

Low Back Lounge Chair: Groups 1-7 and Leather Group 1 - Add surcharge for Group 2-7 and Leather

Footstool: Groups 1-7 and Leather Group 1 - Add surcharge for Group 2-7 and Leather

Elipsa

Visitor and Lounge Seating

Visitor and Lounge: Choice of three bases and footstool - High, medium or low back - Upholstered seat/back/arms/headrest - Injected foam
 Seven wood finishes on wooden four-legged and wooden pyramid swivel chairs - Polished base as standard on four-star swivel chairs
 Optional headrest and contrasting seat pad

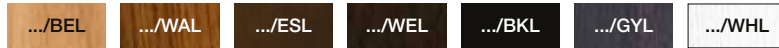
Elipsa Finishes

Wooden Frame Finishes for Wooden Four-Legged Chairs

Beech, suffix **.../BEL** - Add surcharge for Stained Walnut, suffix **.../WAL**, Stained Espresso, suffix **.../ESL**, Stained Wenge, suffix **.../WEL**,
 Stained Black, suffix **.../BKL**, Stained Grey, suffix **.../GYL**, White, suffix **.../WHL**

Wooden Frame Finishes for Wooden Pyramid Swivel Chairs

Beech, suffix **.../BEL** - Add surcharge for Stained Walnut, suffix **.../WAL**, Stained Espresso, suffix **.../ESL**, Stained Wenge, suffix **.../WEL**,
 Stained Black, suffix **.../BKL**, Stained Grey, suffix **.../GYL**, White, suffix **.../WHL**



Elipsa Options

Base Options for Polished Four-Star Swivel Chairs

Add surcharge for Black Four-Star Base, suffix **.../B4S**

Headrest Options for High Back Chairs

Add surcharge for Group 1, suffix **.../SH1**, Group 2, suffix **.../SH2**, Group 3, suffix **.../SH3**, Group 4, suffix **.../SH4**,
 Group 5, suffix **.../SH5**, Group 6, suffix **.../SH6**, Group 7, suffix **.../SH7**, Leather, suffix **.../SHL**

Contrasting Seat Pad Options for Chairs

Add surcharge for Contrasting Seat Pad, suffix **.../CSP**

Two-Tone Upholstery Options for Footstool

Add surcharge for Footstool with Two-Tone Upholstery, suffix **.../CFP**

Base Options



.../B4S


Headrest Options



.../SH...

Fabric Selection Reference

A: Seat
 B: Inner Shell
 B: Outer Shell



When multiple fabric bands are specified, the unit price will reflect the highest fabric band requested.

Fabric Selection Reference

A: Seat
 A: Bottom Side
 B: Top Side



When multiple fabric bands are specified, the unit price will reflect the highest fabric band requested.

Matching Coffee Table



See page 345

Complementing Coffee Table



See page 346

Ovo

Visitor and Lounge Seating



Ovo is a luxury collection of seating, offered on multiple base models, to deliver a solution for varying interiors. The overall contour of the chair is warming and elegant, and each curve is based on the curve of the human body. The breakout chair is available on three bases, with the option to feature arm rests within the embracing back support. A more generous proportioned lounge chair is offered on three bases. All variants can be enhanced with two-tone upholstery for a more unique finish.



Ovo

Visitor and Lounge Seating

Metal Four-Legged and Four-Star Pyramid: Upholstered seat/back/arms - Injected foam shell
 11 metal frame finishes on metal four-legged chairs and four-star pyramid chairs - Optional tilt mechanism and two-tone upholstery

The dimensions of the new seating items below are subject to change.

 Qualifies for Chair in a Box Delivery Service, see page 8



Metal Four-Legged Breakout Chair with Upholstered Seat/Back
 570w x 620d x 820h x 450sh

 **OVOL**



Metal Four-Legged Breakout Chair with Upholstered Seat/Back/Arms
 610w x 630d x 820h x 450sh

 **OVOAL**







Four-Star Pyramid Breakout Chair with Upholstered Seat/Back
 570w x 620d x 830h x 460sh

 **OVO4SP**
 Standard
 **OVO4SP/TM**
 Tilt Mechanism



Four-Star Pyramid Breakout Chair with Upholstered Seat/Back/Arms
 610w x 630d x 830h x 460sh

 **OVOA4SP**
 Standard
 **OVOA4SP/TM**
 Tilt Mechanism

 Upholstered Chair: Groups 1-7 and Leather	Group 1 - Add surcharge for Group 2-7 and Leather
 Upholstered Chair with Arms: Groups 1-7 and Leather	Group 1 - Add surcharge for Group 2-7 and Leather

Ovo Finishes

Metal Frame Finishes for Metal Four-Legged Chairs and Four-Star Pyramid

Silver, suffix **.../SF**, Black Graphite, suffix **.../BGF**, White, suffix **.../WF**
 Add surcharge for Black, suffix **.../BF**, Praline, suffix **.../PLF**, Olive Green, suffix **.../OVF**, Atlantic Blue, suffix **.../ABF**, Sapphire Blue, suffix **.../SBF**, Mustard Yellow, suffix **.../MYF**, Terracotta, suffix **.../TCF**, Conker Brown, suffix **.../CBF**



Ovo Options


Tilt Options for Four-Star Pyramid Chairs

Tilt Mechanism, suffix **.../TM**, see above for prices

Two-Tone Upholstery Options

Add surcharge for Two-Tone Upholstery, suffix **.../TT**

Fabric Selection Reference



When multiple fabric bands are specified, the unit price will reflect the highest fabric band requested.

Matching Stool



See page 133

Ovo

Visitor and Lounge Seating

Wooden Four-Legged: Upholstered seat/back/arms - Injection foam shell - Seven wood finishes on wooden four-legged chairs - Optional two-tone upholstery

The dimensions of the new seating items below are subject to change.

 Qualifies for Chair in a Box Delivery Service, see page 8



Wooden Four-Legged Breakout Chair with Upholstered Seat/Back
570w x 620d x 820h x 450sh



OVOWL...



Wooden Four-Legged Breakout Chair with Upholstered Seat/Back/Arms
610w x 630d x 820h x 450sh



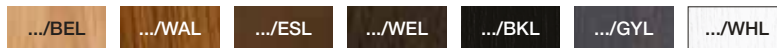
OVOAWL...

<input type="radio"/>	Upholstered Chair: Groups 1-7 and Leather	Group 1 - Add surcharge for Group 2-7 and Leather
<input type="radio"/>	Upholstered Chair with Arms: Groups 1-7 and Leather	Group 1 - Add surcharge for Group 2-7 and Leather

Ovo Finishes

Wooden Frame Finishes for Wooden Four-Legged Chairs

Beech, suffix **.../BEL** - Add surcharge for Stained Walnut, suffix **.../WAL**, Stained Espresso, suffix **.../ESL**, Stained Wenge, suffix **.../WEL**, Stained Black, suffix **.../BKL**, Stained Grey, suffix **.../GYL**, White, suffix **.../WHL**




Ovo Options

Two-Tone Upholstery Options

Add surcharge for Two-Tone Upholstery, suffix **.../TT**

Fabric Selection Reference



When multiple fabric bands are specified, the unit price will reflect the highest fabric band requested.

Matching Stool



See page 133

Ovo

Visitor and Lounge Seating

Lounge: Choice of six bases - Upholstered seat/back/arms - Injection foam shell - 11 metal frame finishes on metal four-legged chairs
Seven wood finishes on wooden four-legged chairs - Polished aluminium base on four-star swivel chairs as standard - Optional two-tone upholstery


The dimensions of the new seating items below are subject to change.

 Qualifies for Chair in a Box Delivery Service, see page 8



Metal Four-Legged Lounge Chair with Upholstered Seat/Back/Arms

740w x 730d x 840h x 420sh

 **OVOLAL**



Wooden Four-Legged Lounge Chair with Upholstered Seat/Back/Arms

740w x 730d x 840h x 420sh

 **OVOLAWL...**



Four-Star Swivel Lounge Chair with Upholstered Seat/Back/Arms

740w x 730d x 855h x 435sh

 **OVOLA4S**



Upholstered Chair with Arms:
Groups 1-7 and Leather

Group 1 - Add surcharge for Group 2-7 and Leather

Ovo Finishes

Metal Frame Finishes for Metal Four-Legged Chairs

Silver, suffix **.../SF**, Black Graphite, suffix **.../BGF**, White, suffix **.../WF**

Add surcharge for Black, suffix **.../BF**, Praline, suffix **.../PLF**, Olive Green, suffix **.../OVF**, Atlantic Blue, suffix **.../ABF**, Sapphire Blue, suffix **.../SBF**, Mustard Yellow, suffix **.../MYF**, Terracotta, suffix **.../TCF**, Conker Brown, suffix **.../CBF**

.../SF

.../BGF

.../WF

.../BF

.../PLF

.../OVF

.../ABF

.../SBF

.../MYF

.../TCF

.../CBF

Wooden Frame Finishes for Wooden Four-Legged Chairs

Beech, suffix **.../BEL** - Add surcharge for Stained Walnut, suffix **.../WAL**, Stained Espresso, suffix **.../ESL**, Stained Wenge, suffix **.../WEL**, Stained Black, suffix **.../BKL**, Stained Grey, suffix **.../GYL**, White, suffix **.../WHL**

.../ASL

.../WAL

.../ESL

.../WEL

.../BKL

.../GYL

.../WHL

Base Finishes for Four-Star Swivel Chairs

Polished Aluminium (Standard)

Add surcharge for Black Painted, suffix **.../BB**


.../BB

Ovo Options

Two-Tone Upholstery Options

Add surcharge for Two-Tone Upholstery, suffix **.../TT**

Fabric Selection Reference



A: Shell
B: Seat

Matching Stool



See page 133

When multiple fabric bands are specified, the unit price will reflect the highest fabric band requested.

Fusion

Visitor and Lounge Seating



Fusion offers an extremely pleasant solution for use in visitor and breakout environments. Available with a choice of four bases, the fully upholstered lounge chair avoids complex details or decorative excesses and instead focusses on delivering elegance and sophistication.



Fusion

Visitor and Lounge Seating

Wooden Four-Legged and Wooden Four-Star Pyramid: Upholstered seat/back and arms - Injected foam shell
Seven wood finishes for wooden four-legged and wooden four-star pyramid chairs - Optional two-tone upholstery

The dimensions of the new seating items below are subject to change.

 Qualifies for Chair in a Box Delivery Service, see page 8



Wooden Four-Legged Lounge Chair with Upholstered Seat/Back/Arms

750w x 700d x 730h x 430sh

FUSLWL



Wooden Four-Legged Open Back Lounge Chair with Upholstered Seat/Back/Arms

750w x 700d x 730h x 430sh

FUSLOWL



Wooden Four-Star Pyramid Lounge Chair with Upholstered Seat/Back/Arms

750w x 700d x 820h x 520sh

FUSLSWWL



Wooden Four-Star Pyramid Open Back Lounge Chair with Upholstered Seat/Back/Arms

750w x 700d x 820h x 520sh

FUSLOSWWL

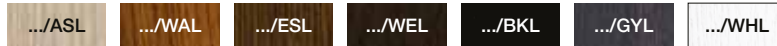
Upholstered Lounge Chair:
Groups 1-7 and Leather

Group 1 - Add surcharge for Group 2-7 and Leather

Fusion Finishes

Wooden Frame Finishes for Wooden Four-Legged and Four-Star Pyramid Chairs

Ash, suffix **.../ASL** - Add surcharge for Stained Walnut, suffix **.../WAL**, Stained Espresso, suffix **.../ESL**, Stained Wenge, suffix **.../WEL**, Stained Black, suffix **.../BKL**, Stained Grey, suffix **.../GYL**, White, suffix **.../WHL**



Fusion Options

Two-Tone Upholstery Options

Add surcharge for Two-Tone Upholstery, suffix **.../TT**

Fabric Selection Reference



When multiple fabric bands are specified, the unit price will reflect the highest fabric band requested.

Matching Chair



See page 106

Fusion

Visitor and Lounge Seating

Four-Star Swivel: Upholstered seat/back and arms - Injected foam shell - Polished aluminium base as standard on four-star swivel chairs
Optional two-tone upholstery

The dimensions of the new seating items below are subject to change.

 Qualifies for Chair in a Box Delivery Service, see page 8



Four-Star Swivel Lounge Chair with Upholstered Seat/Back/Arms

745w x 735d x 755h x 425sh

 **FUSL4S1**



Four-Star Swivel Open Back Lounge Chair with Upholstered Seat/Back/Arms

745w x 735d x 755h x 425sh

 **FUSLO4S1**



Four-Star Swivel Lounge Chair with Upholstered Seat/Back/Arms

745w x 735d x 755h x 425sh


 **FUSL4S2**



Four-Star Swivel Open Back Lounge Chair with Upholstered Seat/Back/Arms

745w x 735d x 755h x 425sh

 **FUSLO4S2**

 **Upholstered Lounge Chair:**
Groups 1-7 and Leather

Group 1 - Add surcharge for Group 2-7 and Leather

Fusion Finishes

Base Finishes for Four-Star Swivel 1 Chairs

Polished Aluminium (Standard)
Add surcharge for Black Painted, suffix **.../B4S**

.../B4S

Base Finishes for Four-Star Swivel 2 Chairs

Polished Aluminium (Standard)
Add surcharge for Black Painted, suffix **.../B4S**

.../B4S

Fusion Options

Two-Tone Upholstery Options

Add surcharge for Two-Tone Upholstery, suffix **.../TT**

Fabric Selection Reference

A: Seat
B: Inner/Outer Shell



When multiple fabric bands are specified, the unit price will reflect the highest fabric band requested.

Matching Chair



See page 106

Cascara

Visitor and Lounge Seating



Cascara is a classical and beautifully crafted lounge chair that radiates style, standing out from the crowd at first glance. Its smooth lines and generous proportions deliver outstanding comfort. The Cascara family consists of a high back and medium back chair with a choice of white lacquered outer shell, walnut veneered outer shell or a fully upholstered variant, each available on a choice of six different base options, some of which include an optional integrated tilt mechanism, further increasing the chairs functionality and comfort. In addition, the Cascara family includes a bespoke footstool complementing the subtle lines and finish options. Cascara's distinctive profile is ideally suited to executive lounges, hotels, breakout areas, boardrooms and whole host of other applications.



Cascara

Visitor and Lounge Seating

Visitor and Lounge: Choice of six bases - High or medium back - Upholstered seat, back and headrest - White lacquered outer shell - Moulded plywood shell CMHR foam - Polished four-star base as standard on four-star swivel chairs - Seven wood finishes on wooden four-legged, wooden pyramid swivel and rocker chairs Eleven metal frame finishes on rocker and sled chairs - Optional tilt mechanism, two-tone upholstery and deep buttoning

Certifications: Swivel Chairs (CASHBSWWH / CASSWWH): BS EN 16139:2013 - BS EN 1728:2012 - BS EN 1022:2005 - BS EN 1335-3:2009
Wooden Frame Chairs (CASHBWLWH / CASWLWH): BS EN 16139:2013 - BS EN 1728:2012 - BS EN 1022:2005

Qualifies for Chair in a Box Delivery Service, see page 8



High Back Chrome Swivel Chair with Upholstered Seat, Back and Headrest and White Moulded Shell

730w x 730d x 1030h x 425sh

- CASHBSWWH
Standard
- CASHBSWWH/TM
Tilt Mechanism



Medium Back Chrome Swivel Chair with Upholstered Seat and Back and White Moulded Shell

730w x 730d x 810h x 425sh

- CASSWWH
Standard
- CASSWWH/TM
Tilt Mechanism



High Back Four-Star Swivel Chair with Upholstered Seat, Back and Headrest and White Moulded Shell

740w x 740d x 1045h x 440sh

- CASHB4SWH
Standard
- CASHB4SWH/TM
Tilt Mechanism



Medium Back Four-Star Swivel Chair with Upholstered Seat and Back and White Moulded Shell

740w x 740d x 825h x 440sh

- CAS4SWH
Standard
- CAS4SWH/TM
Tilt Mechanism



High Back Wooden Four-Legged Chair with Upholstered Seat, Back and Headrest and White Moulded Shell

630w x 680d x 1050h x 445sh

- CASHBWLWH...
Standard



Medium Back Wooden Four-Legged Chair with Upholstered Seat and Back and White Moulded Shell

630w x 640d x 830h x 445sh

- CASWLWH...
Standard



High Back Wooden Pyramid Swivel Chair with Upholstered Seat, Back and Headrest and White Moulded Shell

750w x 750d x 1035h x 475sh

- CASHBSWWLWH...
Standard
- CASHBSWWLWH/TM...
Tilt Mechanism



Medium Back Wooden Pyramid Swivel Chair with Upholstered Seat and Back and White Moulded Shell

750w x 750d x 815h x 475sh

- CASSWWLWH...
Standard
- CASSWWLWH/TM...
Tilt Mechanism



High Back Rocker Chair with Upholstered Seat, Back and Headrest and White Moulded Shell

630w x 700d x 1050h x 445sh

- CASHBRBWH...
Standard



Medium Back Rocker Chair with Upholstered Seat and Back and White Moulded Shell

630w x 700d x 830h x 445sh

- CASRBWH...
Standard



High Back Sled Chair with Upholstered Seat, Back and Headrest and White Moulded Shell

630w x 700d x 1050h x 445sh

- CASHBSBWH...
Standard



Medium Back Sled Chair with Upholstered Seat and Back and White Moulded Shell

630w x 700d x 830h x 445sh

- CASSBWH...
Standard

- High Back Upholstered:
Groups 1-7 and Leather

Group 1 - Add surcharge for Group 2-7 and Leather

- Medium Back Upholstered:
Groups 1-7 and Leather

Group 1 - Add surcharge for Group 2-7 and Leather

Cascara

Visitor and Lounge Seating

Visitor and Lounge: Choice of six bases - High or medium back - Upholstered seat, back and headrest - Walnut veneered outer shell - Moulded plywood shell CMHR foam - Polished four-star base as standard on four-star swivel chairs - Seven wood finishes on wooden four-legged, wooden pyramid swivel and rocker chairs Eleven metal frame finishes on rocker and sled chairs - Optional tilt mechanism, two-tone upholstery and deep buttoning

Certifications: Swivel Chairs (CASHBSWWA / CASSWWA): BS EN 16139:2013 - BS EN 1728:2012 - BS EN 1022:2005 - BS EN 1335-3:2009
Wooden Frame Chairs (CASHBWLWA / CASWLWA): BS EN 16139:2013 - BS EN 1728:2012 - BS EN 1022:2005

Qualifies for Chair in a Box Delivery Service, see page 8



High Back Chrome Swivel Chair with Upholstered Seat, Back and Headrest and Walnut Moulded Shell

730w x 730d x 1030h x 425sh

- CASHBSWWA
Standard
- CASHBSWWA/TM
Tilt Mechanism



Medium Back Chrome Swivel Chair with Upholstered Seat and Back and Walnut Moulded Shell

730w x 730d x 810h x 425sh

- CASSWWA
Standard
- CASSWWA/TM
Tilt Mechanism



High Back Four-Star Swivel Chair with Upholstered Seat, Back and Headrest and Walnut Moulded Shell

740w x 740d x 1045h x 440sh

- CASHB4SWA
Standard
- CASHB4SWA/TM
Tilt Mechanism



Medium Back Four-Star Swivel Chair with Upholstered Seat and Back and Walnut Moulded Shell

740w x 740d x 825h x 440sh

- CAS4SWA
Standard
- CAS4SWA/TM
Tilt Mechanism



High Back Wooden Four-Legged Chair with Upholstered Seat, Back and Headrest and Walnut Moulded Shell

630w x 680d x 1050h x 445sh

- CASHBWLWA...
Standard



Medium Back Wooden Four-Legged Chair with Upholstered Seat and Back and Walnut Moulded Shell

630w x 640d x 830h x 445sh

- CASWLWA...
Standard



High Back Wooden Pyramid Swivel Chair with Upholstered Seat, Back and Headrest and Walnut Moulded Shell

750w x 750d x 1035h x 475sh

- CASHBSWWLWA...
Standard
- CASHBSWWLWA/TM...
Tilt Mechanism



Medium Back Wooden Pyramid Swivel Chair with Upholstered Seat and Back and Walnut Moulded Shell

750w x 750d x 815h x 475sh

- CASSWWLWA...
Standard
- CASSWWLWA/TM...
Tilt Mechanism



High Back Rocker Chair with Upholstered Seat, Back and Headrest and Walnut Moulded Shell

630w x 700d x 1050h x 445sh

- CASHBRBWA...
Standard



Medium Back Rocker Chair with Upholstered Seat and Back and Walnut Moulded Shell

630w x 700d x 830h x 445sh

- CASRBWA...
Standard



High Back Sled Chair with Upholstered Seat, Back and Headrest and Walnut Moulded Shell

630w x 700d x 1050h x 445sh

- CASHBSBWA...
Standard



Medium Back Sled Chair with Upholstered Seat and Back and Walnut Moulded Shell

630w x 700d x 830h x 445sh

- CASSBWA...
Standard

- High Back Upholstered:
Groups 1-7 and Leather

Group 1 - Add surcharge for Group 2-7 and Leather

- Medium Back Upholstered:
Groups 1-7 and Leather

Group 1 - Add surcharge for Group 2-7 and Leather

Cascara

Visitor and Lounge Seating

Visitor and Lounge: Choice of six bases - High or medium back - Upholstered seat, back, headrest and shell - Moulded plywood shell - CMHR foam
 Polished four-star base as standard on four-star swivel chairs - Seven wood finishes on wooden four-legged, wooden pyramid swivel and rocker chairs
 Eleven metal frame finishes on rocker and sled chairs - Optional tilt mechanism, two-tone upholstery and deep buttoning

Certifications: Swivel Chairs (CASHBSWFU / CASSWFU): BS EN 16139:2013 - BS EN 1728:2012 - BS EN 1022:2005 - BS EN 1335-3:2009
 Wooden Frame Chairs (CASHBWLUFU / CASWLFU): BS EN 16139:2013 - BS EN 1728:2012 - BS EN 1022:2005

Qualifies for Chair in a Box Delivery Service, see page 8



High Back Chrome Swivel Chair with Upholstered Seat, Back, Headrest and Shell
 730w x 730d x 1030h x 425sh

- CASHBSWFU
Standard
- CASHBSWFU/TM
Tilt Mechanism



Medium Back Chrome Swivel Chair with Upholstered Seat, Back and Shell
 730w x 730d x 810h x 425sh

- CASSWFU
Standard
- CASSWFU/TM
Tilt Mechanism



High Back Four-Star Swivel Chair with Upholstered Seat, Back, Headrest and Shell
 740w x 740d x 1045h x 440sh

- CASHB4SFU
Standard
- CASHB4SFU/TM
Tilt Mechanism



Medium Back Four-Star Swivel Chair with Upholstered Seat, Back and Shell
 740w x 740d x 825h x 440sh

- CAS4SFU
Standard
- CAS4SFU/TM
Tilt Mechanism



High Back Wooden Four-Legged Chair with Upholstered Seat, Back, Headrest and Shell
 630w x 680d x 1050h x 445sh

- CASHBWLUFU...
Standard



Medium Back Wooden Four-Legged Chair with Upholstered Seat, Back and Shell
 630w x 640d x 830h x 445sh

- CASWLFU...
Standard



High Back Wooden Pyramid Swivel Chair with Upholstered Seat, Back, Headrest and Shell
 750w x 750d x 1035h x 475sh

- CASHBSWWLFU...
Standard
- CASHBSWWLFU/TM...
Tilt Mechanism



Medium Back Wooden Pyramid Swivel Chair with Upholstered Seat, Back and Shell
 750w x 750d x 815h x 475sh

- CASSWWLFU...
Standard
- CASSWWLFU/TM...
Tilt Mechanism



High Back Rocker Chair with Upholstered Seat, Back, Headrest and Shell
 630w x 700d x 1050h x 445sh

- CASHBRBFU...
Standard



Medium Back Rocker Chair with Upholstered Seat, Back and Shell
 630w x 700d x 830h x 445sh

- CASRBFU...
Standard



High Back Sled Chair with Upholstered Seat, Back, Headrest and Shell
 630w x 700d x 1050h x 445sh

- CASHBSBFU...
Standard



Medium Back Sled Chair with Upholstered Seat, Back and Shell
 630w x 700d x 830h x 445sh

- CASSBFU...
Standard

- High Back Upholstered:
Groups 1-7 and Leather

Group 1 - Add surcharge for Group 2-7 and Leather

- Medium Back Upholstered:
Groups 1-7 and Leather

Group 1 - Add surcharge for Group 2-7 and Leather

Cascara

Footstools

Four-Star Swivel and Wooden Four-Legged: White lacquered, walnut veneered or fully upholstered outer shell
 Polished four-star base as standard on four-star swivel footstools - Seven wood finishes on wooden four-legged footstools - Protective feet - Optional deep buttoning

Qualifies for Chair in a Box Delivery Service, see page 8



Chrome Four-Star Swivel Footstool with Upholstered Seat and White Moulded Shell

610w x 475d x 570h x 460sh

CASF SCHWH



Chrome Four-Star Swivel Footstool with Upholstered Seat and Walnut Moulded Shell

610w x 475d x 570h x 460sh

CASF SCHWA



Chrome Four-Star Swivel Footstool with Upholstered Seat and Shell

610w x 475d x 570h x 460sh

CASF SCHFU



Wooden Four-Legged Footstool with Upholstered Seat and White Moulded Shell

610w x 595d x 565h x 455sh

CASF SWLWH...



Wooden Four-Legged Footstool with Upholstered Seat and Walnut Moulded Shell

610w x 595d x 565h x 455sh

CASF SWLWA...



Wooden Four-Legged Footstool with Upholstered Seat and Shell

610w x 595d x 565h x 455sh

CASF SWLFU...

Upholstered Footstool: Groups 1-7 and Leather

Group 1 - Add surcharge for Group 2-7 and Leather

Cascara Finishes

Wooden Frame Finishes for Wooden Four-Legged Chairs

Beech, suffix **.../BEL** - Add surcharge for Stained Walnut, suffix **.../WAL**,
 Stained Espresso, suffix **.../ESL**, Stained Wenge, suffix **.../WEL**,
 Stained Black, suffix **.../BKL**, Stained Grey, suffix **.../GYL**, White, suffix **.../WHL**

.../BEL **.../WAL** **.../ESL** **.../WEL** **.../BKL** **.../GYL** **.../WHL**

Wooden Frame Finishes for Wooden Pyramid Swivel Chairs

Ash, suffix **.../ASL** - Add surcharge for Stained Walnut, suffix **.../WAL**,
 Stained Espresso, suffix **.../ESL**, Stained Wenge, suffix **.../WEL**,
 Stained Black, suffix **.../BKL**, Stained Grey, suffix **.../GYL**, White, suffix **.../WHL**

.../ASL **.../WAL** **.../ESL** **.../WEL** **.../BKL** **.../GYL** **.../WHL**

Wooden Frame Finishes for Rocker Chairs

Ash, suffix **.../ASL** - Add surcharge for Stained Walnut, suffix **.../WAL**,
 Stained Espresso, suffix **.../ESL**, Stained Wenge, suffix **.../WEL**,
 Stained Black, suffix **.../BKL**, Stained Grey, suffix **.../GYL**, White, suffix **.../WHL**

.../ASL **.../WAL** **.../ESL** **.../WEL** **.../BKL** **.../GYL** **.../WHL**

Metal Frame Finishes for Sled and Rocker Chairs

Silver, suffix **.../SF**, Black Graphite, suffix **.../BGF**, White, suffix **.../WF**
 Add surcharge for Black, suffix **.../BF**, Praline, suffix **.../PLF**, Olive Green, suffix **.../OVF**,
 Atlantic Blue, suffix **.../ABF**, Sapphire Blue, suffix **.../SBF**,
 Mustard Yellow, suffix **.../MYF**, Terracotta, suffix **.../TCF**, Conker Brown, suffix **.../CBF**

.../SF **.../BGF** **.../WF** **.../BF** **.../PLF**
 .../OVF **.../ABF** **.../SBF** **.../MYF** **.../TCF** **.../CBF**

Cascara Options

Tilt Options

Tilt Mechanism Plate, suffix **.../TM**, see page 146-148 for prices

Base Options for CASHB4S... and CAS4S...

Add surcharge for Black Four-Star Swivel Base, suffix **.../B4S**

Two-Tone Upholstery Options

Add surcharge for Two-Tone Upholstery, suffix **.../TT**

Deep Buttoning Options

Add surcharge for High Back Chairs, suffix **.../DBH**
 Add surcharge for Medium Back Chairs, suffix **.../DBM**
 Add surcharge for For Footstools, suffix **.../DB**
 Add surcharge for Single Colour Contrasting Buttons, suffix **.../CB**

Base Options



.../B4S

Deep Buttoning



Fabric Selection Reference



A: Inner Shell
 B: Outer Shell

When multiple fabric bands are specified, the unit price will reflect the highest fabric band requested.

Matching Coffee Tables



See page 340



See page 345

Myla

Visitor and Lounge Seating



Myla is a classical and beautifully crafted lounge chair that radiates style. Its smooth lines and generous proportions deliver outstanding comfort. The Myla family consists of a high back or medium back chair with a fully upholstered seat and back and available on a choice of six different base options, some of which include an optional integrated tilt mechanism, further increasing the chair's functionality and comfort. Myla is perfectly suited to a range of applications including executive lounges, hotels, breakout areas and boardrooms.



Myla

Visitor and Lounge Seating

Visitor and Lounge: Choice of six bases - High or medium back - Upholstered seat, back, headrest and shell - Moulded plywood shell - CMHR foam
 Polished four-star base as standard on four-star swivel chairs - Seven wood finishes on wooden four-legged, wooden pyramid swivel and rocker chairs
 Eleven metal frame finishes on rocker and sled chairs - Option tilt mechanism and two-tone upholstery

Certifications: Swivel Chairs (MYLHBSWWL/MYLSWWL): BS EN 16139:2013

 Qualifies for Chair in a Box Delivery Service, see page 8



High Back Chrome Four-Star Swivel Chair with Upholstered Seat, Back, Headrest and Shell
 730w x 800d x 1085h x 415sh

- MYLHBSW**
Standard
- MYLHBSW/TM**
Tilt Mechanism



Medium Back Chrome Four-Star Swivel Chair with Upholstered Seat, Back and Shell
 730w x 770d x 850h x 415sh

- MYLSW**
Standard
- MYLSW/TM**
Tilt Mechanism



High Back Four-Star Swivel Chair with Upholstered Seat, Back, Headrest and Shell
 740w x 740d x 1110h x 430sh

- MYLHB4S**
Standard
- MYLHB4S/TM**
Tilt Mechanism



Medium Back Four-Star Swivel Chair with Upholstered Seat, Back and Shell
 740w x 740d x 865h x 430sh

- MYL4S**
Standard
- MYL4S/TM**
Tilt Mechanism



High Back Wooden Four-Legged Chair with Upholstered Seat, Back, Headrest and Shell
 645w x 600d x 1105h x 435sh

- MYLHBWL...**
Standard



Medium Back Wooden Four-Legged Chair with Upholstered Seat, Back and Shell
 620w x 585d x 870h x 435sh

- MYLWL...**
Standard



High Back Wooden Pyramid Swivel Chair with Upholstered Seat, Back, Headrest and Shell
 745w x 800d x 1135h x 465sh

- MYLHBSWWL...**
Standard
- MYLHBSWWL/TM...**
Tilt Mechanism



Medium Back Wooden Pyramid Swivel Chair with Upholstered Seat, Back and Shell
 745w x 770d x 900h x 465sh

- MYLSWWL...**
Standard
- MYLSWWL/TM...**
Tilt Mechanism



High Back Rocker Chair with Upholstered Seat, Back, Headrest and Shell
 645w x 700d x 1105h x 435sh

- MYLHBRB...**
Standard



Medium Back Rocker Chair with Upholstered Seat, Back and Shell
 620w x 700d x 870h x 435sh

- MYLRB...**
Standard



High Back Sled Chair with Upholstered Seat, Back, Headrest and Shell
 645w x 600d x 1115h x 445sh

- MYLHBSB...**
Standard



Medium Back Sled Chair with Upholstered Seat, Back and Shell
 620w x 600d x 880h x 445sh

- MYLSB...**
Standard

High Back Upholstered:
 Groups 1-7 and Leather

Group 1 - Add surcharge for Group 2-7 and Leather

Medium Back Upholstered:
 Groups 1-7 and Leather

Group 1 - Add surcharge for Group 2-7 and Leather

Myla

Visitor and Lounge Seating

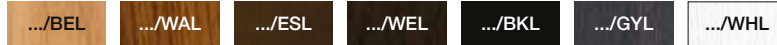
Visitor and Lounge: Choice of six bases - High or medium back - Upholstered seat, back, headrest and shell - Moulded plywood shell - CMHR foam
 Polished four-star base as standard on four-star swivel chairs - Seven wood finishes on wooden four-legged, wooden pyramid swivel and rocker chairs
 Eleven metal frame finishes on rocker and sled chairs - Option tilt mechanism and two-tone upholstery

Certifications: Swivel Chairs (MYLHBSWWL/MYLSWWL): BS EN 16139:2013

Myla Finishes

Wooden Frame Finishes for Wooden Four-Legged Chairs

Beech, suffix **.../BEL** - Add surcharge for Stained Walnut, suffix **.../WAL**, Stained Espresso, suffix **.../ESL**, Stained Wenge, suffix **.../WEL**,
 Stained Black, suffix **.../BKL**, Stained Grey, suffix **.../GYL**, White, suffix **.../WHL**

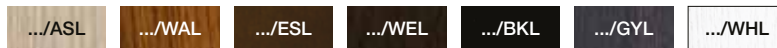


Wooden Frame Finishes for Wooden Pyramid Swivel Chairs

Ash, suffix **.../ASL** - Add surcharge for Stained Walnut, suffix **.../WAL**, Stained Espresso, suffix **.../ESL**, Stained Wenge, suffix **.../WEL**,
 Stained Black, suffix **.../BKL**, Stained Grey, suffix **.../GYL**, White, suffix **.../WHL**

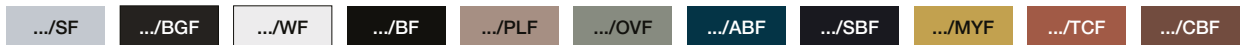
Wooden Frame Finishes for Rocker Chairs

Ash, suffix **.../ASL** - Add surcharge for Stained Walnut, suffix **.../WAL**, Stained Espresso, suffix **.../ESL**, Stained Wenge, suffix **.../WEL**,
 Stained Black, suffix **.../BKL**, Stained Grey, suffix **.../GYL**, White, suffix **.../WHL**



Metal Frame Finishes for Sled and Rocker Chairs

Silver, suffix **.../SF**, Black Graphite, suffix **.../BGF**, White, suffix **.../WF**
 Add surcharge for Black, suffix **.../BF**, Praline, suffix **.../PLF**, Olive Green, suffix **.../OVF**, Atlantic Blue, suffix **.../ABF**, Sapphire Blue, suffix **.../SBF**,
 Mustard Yellow, suffix **.../MYF**, Terracotta, suffix **.../TCF**, Conker Brown, suffix **.../CBF**



Myla Options

Tilt Options

Tilt Mechanism Plate, suffix **.../TM**, see page 151 for prices

Base Options for MYLHB4S and MYL4S

Add surcharge for Black Four-Star Swivel Base, suffix **.../B4S**

Two-Tone Upholstery Options


Add surcharge for Two-Tone Upholstery, suffix **.../TT**

Base Options



.../B4S

Fabric Selection Reference



When multiple fabric bands are specified, the unit price will reflect the highest fabric band requested.

Matching Coffee Tables



See page 340



See page 345

Luma

Visitor and Lounge Seating



A fusion of classic and contemporary design defines the philosophy behind this soft seating range. It's figure hugging style provides excellent levels of comfort, whilst embracing only the highest quality materials and levels of craftsmanship. A comprehensive choice of bases ensures that Luma will suit a myriad of applications and spaces.



Luma

Visitor and Lounge Seating

Visitor and Lounge: Choice of four bases - Upholstered seat/back - Injected foam shell - Chrome pyramid base as standard on chrome pyramid chairs
 Polished four-star base as standard on polished four-star chairs - Seven wood finishes on wooden four-legged and wooden swivel pyramid chairs
 Optional two-tone upholstery

Qualifies for Chair in a Box Delivery Service, see page 8



Chrome Pyramid Lounge Chair with Upholstered Seat/Back
665w x 600d x 835h x 460sh

LUM



Polished Four-Star Lounge Chair with Upholstered Seat/Back
740w x 740d x 810h x 450sh

LUM4S



Wooden Four-Legged Lounge Chair with Upholstered Seat/Back
625w x 600d x 825h x 455sh

LUMWL...



Wooden Swivel Pyramid Lounge Chair with Upholstered Seat/Back
750w x 750d x 825h x 480sh

LUMSWWL...

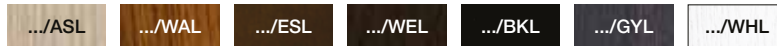
Upholstered Lounge Chair: Groups 1-7 and Leather

Group 1 - Add surcharge for Group 2-7 and Leather

Luma Finishes

Wooden Frame Finishes on Wooden Four-Legged and Wooden Swivel Pyramid Chairs

Ash, suffix **.../ASL** - Add surcharge for Stained Walnut, suffix **.../WAL**, Stained Espresso, suffix **.../ESL**, Stained Wenge, suffix **.../WEL**, Stained Black, suffix **.../BKL**, Stained Grey, suffix **.../GYL**, White, suffix **.../WHL**



Metal Frame Finishes on Chrome Pyramid Lounge Chairs

Chrome (Standard) - Add surcharge for Silver, suffix **.../SF**, Black Graphite, suffix **.../BGF**, White, suffix **.../WF**, Black, suffix **.../BF**, Praline, suffix **.../PLF**, Olive Green, suffix **.../OVF**, Atlantic Blue, suffix **.../ABF**, Sapphire Blue, suffix **.../SBF**, Mustard Yellow, suffix **.../MYF**, Terracotta, suffix **.../TCF**, Conker Brown, suffix **.../CBF**



Luma Options

Base Options for Polished Four-Star Chairs

Add surcharge for Black 4 Star Base, suffix **.../B4S**

Two-Tone Upholstery Options

Add surcharge for Two-Tone Upholstery, suffix **.../TT**

Base Options



.../B4S

Fabric Selection Reference



When multiple fabric bands are specified, the unit price will reflect the highest fabric band requested.

Matching Coffee Table



See page 293

Complementing Coffee Table



See page 346

Lusso

Visitor and Lounge Seating



A pure reflection of its name, this Italian inspired breakout chair offers luxurious style and comfort. The solid wood frame embraces the fully upholstered seat. For an individual appearance, the seat pad can be finished in a contrasting fabric.



Lusso

Lounge Seating

Wooden Four-Legged: Upholstered seat/back - CMHR foam - Seven wood finishes on wooden four-legged chairs - Optional two-tone upholstery



**Wooden Four-Legged Lounge Chair
with Upholstered Seat/Back**

730w x 730d x 810h x 450sh

LUS...

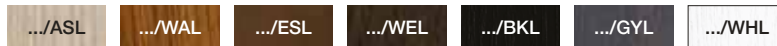
Upholstered Lounge Chair:
Groups 1-7 and Leather

Group 1 - Add surcharge for Group 2-7 and Leather

Lusso Finishes

Wooden Frame Finishes

Ash, suffix **.../ASL** - Add surcharge for Stained Walnut, suffix **.../WAL**, Stained Espresso, suffix **.../ESL**, Stained Wenge, suffix **.../WEL**, Stained Black, suffix **.../BKL**, Stained Grey, suffix **.../GYL**, White, suffix **.../WHL**



Lusso Options

Two-Tone Upholstery Options

Add surcharge for Two-Tone Upholstery, suffix **.../TT**

Fabric Selection Reference



A: Inner Shell
B: Outer Shell
C: Seat

When multiple fabric bands are specified, the unit price will reflect the highest fabric band requested.

Complementing Coffee Table



See page 346

Escape

Visitor and Lounge Seating



The Escape lounge chair offers a contemporary and functional design. The generously sized curved seat makes it an extremely comfortable model for prolonged sitting periods. The range includes a stylish lounge with optional headrest and a breakout chair, both are mounted on a 12mm chrome sled base as standard, with the option of epoxy coated silver, black, black graphite, white or our seven exciting colour finishes. Several alternative bases deliver a modern solution for working areas, meeting spaces and lounges with a seamless modern style.



Escape

Visitor and Lounge Seating

Breakout and Lounge Chairs: Choice of nine bases - Stylish modern design - Upholstered seat/back - CMHR foam 510mm wide (breakout) and 590mm wide (lounge) moulded plywood shells - Chrome frame finish as standard on sled chairs Seven wood finishes on wooden four-legged and wooden pyramid swivel chairs - Polished frame finish as standard on four-star swivel and metal pyramid swivel chairs Protective feet - Optional tilt mechanism and castors

 Qualifies for Chair in a Box Delivery Service, see page 8



Sled Breakout Chair with Upholstered Seat/Back
585w x 610d x 830h x 485sh

 **ESC**





Wooden Four-Legged Breakout Chair with Upholstered Seat/Back
510w x 700d x 780h x 400sh

 **ESCWL...**



Four-Star Swivel Breakout Chair with Upholstered Seat/Back
640w x 640d x 790h x 440sh

 **ESC4S**
Standard

 **ESC4S/TM**
Tilt Mechanism



Metal Pyramid Swivel Breakout Chair with Upholstered Seat/Back
720w x 720d x 810h x 460sh

 **ESCSW**
Standard


 **ESCSW/TM**
Tilt Mechanism



Wooden Pyramid Swivel Breakout Chair with Upholstered Seat/Back
750w x 750d x 810h x 460sh

 **ESCSWWL...**
Standard

 **ESCSWWL/TM...**
Tilt Mechanism

 **Upholstered Breakout Chair:** Group 1 - Add surcharge for Group 2-7 and Leather
Groups 1-7 and Leather





Sled Lounge Chair with Upholstered Seat/Back
665w x 700d x 760h x 420sh

 **ESCL**



Four-Star Swivel Lounge Chair with Upholstered Seat/Back
740w x 740d x 780h x 440sh

 **ESCL4S**
Standard

 **ESCL4S/TM**
Tilt Mechanism



Metal Pyramid Swivel Lounge Chair with Upholstered Seat/Back
720w x 720d x 800h x 460sh


 **ESCLSW**
Standard


 **ESCLSW/TM**
Tilt Mechanism



Wooden Pyramid Swivel Lounge Chair with Upholstered Seat/Back
750w x 750d x 800h x 460sh

 **ESCLSWWL...**
Standard

 **ESCLSWWL/TM...**
Tilt Mechanism

 **Upholstered Lounge Chair:** Group 1 - Add surcharge for Group 2-7 and Leather
Groups 1-7 and Leather

Escape

Visitor and Lounge Seating

Lounge Chairs: Choice of four bases - Stylish modern design - Upholstered seat/back - CMHR foam - 590mm wide (lounge) moulded plywood shells
 Chrome frame finish as standard on sled chairs - Polished frame finish as standard on four-star swivel and metal pyramid swivel chairs
 Seven wood finishes on wooden pyramid swivel chairs - Protective feet - Optional tilt mechanism and castors

Qualifies for Chair in a Box Delivery Service, see page 8



Sled Lounge Chair with Upholstered Seat/Back and Headrest

670w x 725d x 970h x 420sh

ESCL/UH



Four-Star Swivel Lounge Chair with Upholstered Seat/Back and Headrest

740w x 740d x 1015h x 440sh

ESCL4S/UH
Standard

ESCL4S/UH/TM
Tilt Mechanism



Metal Pyramid Swivel Lounge Chair with Upholstered Seat/Back and Headrest

720w x 720d x 1035h x 460sh

ESCLSW/UH
Standard

ESCLSW/UH/TM
Tilt Mechanism



Wooden Pyramid Swivel Lounge Chair with Upholstered Seat/Back and Headrest

750w x 750d x 1035h x 460sh

ESCLSWWL/UH...
Standard

ESCLSWWL/UH/TM...
Tilt Mechanism

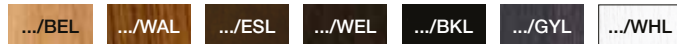
Upholstered Lounge Chair:
Groups 1-7 and Leather

Group 1 - Add surcharge for Group 2-7 and Leather

Escape Finishes

Wooden Frame Finishes for Wooden Four-Legged Chairs

Beech, suffix **.../BEL** - Add surcharge for Stained Walnut, suffix **.../WAL**,
 Stained Espresso, suffix **.../ESL**, Stained Wenge, suffix **.../WEL**, Stained Black, suffix
.../BKL, Stained Grey, suffix **.../GYL**, White, suffix **.../WHL**



Wooden Frame Finishes for Wooden Pyramid Swivel Chairs

Ash, suffix **.../ASL** - Add surcharge for Stained Walnut, suffix **.../WAL**,
 Stained Espresso, suffix **.../ESL**, Stained Wenge, suffix **.../WEL**, Stained Black, suffix
.../BKL, Stained Grey, suffix **.../GYL**, White, suffix **.../WHL**



Metal Frame Finishes for Metal Pyramid Swivel Chairs

Polished Base (Standard)

Add surcharge for Silver, suffix **.../SF**, Black Graphite, suffix **.../BGF**,
 White, suffix **.../WF**, Black, suffix **.../BF**, Praline, suffix **.../PLF**,
 Olive Green, suffix **.../OVF**, Atlantic Blue, suffix **.../ABF**, Sapphire Blue, suffix **.../SBF**,
 Mustard Yellow, suffix **.../MYF**, Terracotta, suffix **.../TCF**, Conker Brown, suffix **.../CBF**



Metal Frame Finishes for Sled Chairs

Chrome (Standard)

Silver, suffix **.../SF**, Black Graphite, suffix **.../BGF**, White, suffix **.../WF**
 Add surcharge for Black, suffix **.../BF**, Praline, suffix **.../PLF**, Olive Green, suffix **.../OVF**,
 Atlantic Blue, suffix **.../ABF**, Sapphire Blue, suffix **.../SBF**,
 Mustard Yellow, suffix **.../MYF**, Terracotta, suffix **.../TCF**, Conker Brown, suffix **.../CBF**



Escape Options

Tilt Options

Tilt Mechanism, suffix **.../TM**, see page 158-159 for prices

Base Options for ESCSW, ESCLSW and ESCLSW/UH...

Add surcharge for Castors, suffix **.../C**

Base Options for ESC4S... and ESCL4S...

Add surcharge for Black Four-Star Base, suffix **.../B4S**

Base Options



.../C

Base Options



.../B4S

Matching Stools



See page 135

Matching Coffee Tables



See page 341



See page 345



See page 341

Host

Modular Acoustic Pods



Host enhances our portfolio of booths and embraces the rapidly changing landscape of the workplace. 'Host' creates a walk-in sound absorbing work and privacy area engineered to reduce noise by up to 28 decibels. It combines sleek, stylish exterior lines with perfectly painted pressed steel, laminated safety glass and a host of internal features including an almost silent air circulation and ventilation system, motion sensitive LED lighting, touch control dimmer, universal power sockets and USB charging points. Together, these combine to offer a soundproof, distraction free space. When time is required for focused tasks or for attending virtual meetings, Host One delivers a single person private space.



Host

One-Person Pod

6 Week Lead Time

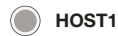
Pod: Updated design - Delivered unassembled - Air Purifying System with HEPA Filter - Laminated Glass and Grade 1 Handles
AH Meyer Power RJ45 Data Point and USB Charging - LED Strip Light - Ventilation Fan - Motion Sensor - Laminated Worktop
High Acoustic Rating: TUV - 28 dB / NIC Certified by TUV - VOC and Formaldehyde Free Rating: 0.005 MG/M3 Certified by SGS

Certifications: High acoustic rating 28 dB / NIC (tested as a pod) - VOC and Formaldehyde-free rating 0.005 MG/M3



*Stool not Included

One-Person Pod
1000w x 1000d x 2170h




*Delivery and Installation Charges

Elite strongly recommend that our installation team deliver and install Host pods to avoid double handling. Elite will not be responsible for any damage that occurs as a result of clients using their own installation resource. If self-assembly is selected, full responsibility shall lie with the client upon delivery.

For installation during weekday / office hours (based on ground floor or lift access) - Add surcharge

For multiple units / weekday out of office hours / weekend installation / above or below ground floor - POA

Host One Features



1. Air circulation and ventilation system
2. LED energy efficient lighting
3. Built-in universal power socket and 2 x USB (A-Type) charging ports
4. Elegant door handle

5. Touch-controlled dimmer
6. White laminated work ledge
7. White epoxy painted pressed steel exterior
8. On/off motion sensor lighting
9. Acoustically tested as a pod acquiring a rating of 28dB

Host

Two/Four-Person Pod

6 Week Lead Time

Pod: Updated design - Delivered unassembled - Air Purifying System with HEPA Filter - Laminated Glass and Grade 1 Handles
AH Meyer Power RJ45 Data Point and USB Charging - LED Strip Light - Ventilation Fan - Motion Sensor - Laminated Worktop
High Acoustic Rating: TUV - 28 dB / NIC Certified by TUV - VOC and Formaldehyde Free Rating: 0.005 MG/M3 Certified by SGS

Certifications: High acoustic rating 28 dB / NIC (tested as a pod) - VOC and Formaldehyde-free rating 0.005 MG/M3



Two/Four-Person Pod
2200w x 1200d x 2170h

 **HOST2**

*Delivery and Installation Charges

Elite strongly recommend that our installation team deliver and install Host pods to avoid double handling. Elite will not be responsible for any damage that occurs as a result of clients using their own installation resource. If self-assembly is selected, full responsibility shall lie with the client upon delivery.

For installation during weekday / office hours (based on ground floor or lift access) - Add surcharge (subject to site survey)

For multiple units / weekday out of office hours / weekend installation / above or below ground floor - POA

Host Two Features



1. Air circulation and ventilation system
2. LED energy efficient lighting
3. Built-in universal power socket and 2 x USB (A-Type) charging ports
4. Elegant door handle
5. Touch-controlled dimmer
6. White laminated worktop
7. White epoxy painted pressed steel exterior
8. On/off motion sensor lighting
9. Acoustically tested as a pod acquiring a rating of 28dB

Serene

Modular Acoustic Pods



Serene appreciates the significance of aesthetics and comfort in crafting the perfect workspace, which inspired our Serene Deluxe office pods. These enhanced pods boast cozy sofas, providing an exceptionally comfortable seating experience. With a variety of color combinations available, you can create a visually appealing and inspiring workspace. Moreover, we understand the value of personalization and offer customizable interior colors to match your unique taste and requirements



Serene

One-Person Pod

6 Week Lead Time

One-Person Pod: High acoustic rating (30±5dB noise reduction) - Delivered unassembled - Silent ventilation system - Motion sensor control
4000k LED light system with dimmable control - 6mm laminated soundproofing tempered glass and solid back panel - Black aluminium frame
12mm light grey internal PET panels - 2x UK power sockets with 20W USB A+C charger - Concealed wheel mobility system (enables pod to be moved when assembled)

Certifications: High acoustic rating 30±5 dB / NIC (tested as a pod)



One-Person Pod
1075w x 990d x 2320h




*Delivery and Installation Charges

Elite strongly recommend that our installation team deliver and install Serene pods to avoid double handling. Elite will not be responsible for any damage that occurs as a result of clients using their own installation resource. If self-assembly is selected, full responsibility shall lie with the client upon delivery.

For installation during weekday / office hours (based on ground floor or lift access) - Add surcharge (subject to site survey)

For multiple units / weekday out of office hours / weekend installation / above or below ground floor - POA

Serene One Features



1. Silent ventilation system
2. 4000k natural LED lighting
3. Two sockets with USB A+C power supply
4. Magnetic mechanical lock

5. Dial-controlled dimmer
6. White laminated worktop
7. Black aluminium exterior
8. On/off motion sensor lighting and ventilation
9. Acoustically tested as a pod acquiring a rating of 30±5dB

Serene

Open Pod

6 Week Lead Time

Open Pod: High acoustic rating (30±5dB noise reduction) - Delivered unassembled - Silent ventilation system - Motion sensor control
4000k LED light system with dimmable control - 6mm laminated soundproofing tempered glass and solid back panel - Black aluminium frame
12mm light grey internal PET panels - 2x UK power sockets with 20W USB A+C charger - Concealed wheel mobility system (enables pod to be moved when assembled)

Certifications: High acoustic rating 30±5 dB / NIC (tested as a pod)



Open Pod
2275w x 1585d x 2320h




*Delivery and Installation Charges

Elite strongly recommend that our installation team deliver and install Serene pods to avoid double handling. Elite will not be responsible for any damage that occurs as a result of clients using their own installation resource. If self-assembly is selected, full responsibility shall lie with the client upon delivery.

For installation during weekday / office hours (based on ground floor or lift access) - Add **surcharge** (subject to site survey)

For multiple units / weekday out of office hours / weekend installation / above or below ground floor - POA

Serene Two Features



1. Silent ventilation system
2. 4000k natural LED lighting
3. Two sockets with USB A+C power supply
4. Magnetic mechanical lock

5. Dial-controlled dimmer
6. Interior space
7. Black aluminium exterior
8. On/off motion sensor lighting and ventilation
9. Acoustically tested as a pod acquiring a rating of 30±5dB

Serene

Open Pod Accessories

6 Week Lead Time

Serene Sofas: Seating for Serene pods - CMHR foam - Optional two-tone



**Two-Seater Low Back Sofa
without Arms**

1400w x 640d x 750h x 470sh



SER2S



**Two-Seater Low Back Sofa
with Left-Arm**

1400w x 640d x 750h x 470sh



SER2SALH



**Two-Seater Low Back Sofa
with Right-Arm**

1400w x 640d x 750h x 470sh



SER2SARH




**Two-Seater Low Full Back
Sofa with Arms**

1400w x 640d x 750h x 470sh



SER2SBA

Fabric Selection Reference



When multiple fabric bands are specified, the unit price will reflect the highest fabric band requested.

Serene Tables: Fixed tables for Serene Open Booths - Complete with desktop fixing bracket - Twelve painted metal frame finishes on sled frame stools



Table for Two-Seater Sofas
1200w x 750d x 740h

 **SER/TBL12**

Serene Table Finishes

MFC Finishes

Ash, Autumn Cherry, Beech, Chester Oak, English Walnut, Grey, Grey Nebraska Oak, Laurentii Wenge, Natural Nebraska Oak, White



Edging Finishes

Add surcharge (per top) for White with Black, White with Laurentii Wenge, White with Plywood Effect

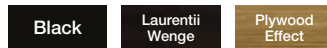


Table Leg, Bracket and Feet Metal Finishes

Silver, suffix **.../TLSF**, Black Graphite, suffix **.../TLBGF**, White, suffix **.../TLWF**

Add surcharge for Black, suffix **.../TLBF**, Praline, suffix **.../TLPLF**, Olive Green, suffix **.../TLOVF**, Atlantic Blue, suffix **.../TLABF**, Sapphire Blue, suffix **.../TLSBF**, Mustard Yellow, suffix **.../TLMYF**, Terracotta, suffix **.../TLTCF**, Conker Brown, suffix **.../TLCBF**



Retreat

Seating Booths



The modern working environment is changing and so is the furniture. The Retreat range recognises the need for more relaxed personal spaces for when employees work independently, and collaborative areas for teams within the workplace. The range includes both single and double booths with advanced acoustic qualities, providing a quieter place for working. Booths can be used as standalone units or connected together with a media wall and table to create one-to-one and group meeting spaces within the office. The exterior is fully upholstered to your personal specification and offers options for integrated technology such as LED lighting, power modules, USB charging, smart TV's and presentation displays, allowing users to access the technology they need for maximum productivity. Retreat provides an innovative furniture solution that is aesthetically pleasing, adaptable and functional.



Retreat

One-Seater Booth

6 Week Lead Time

One-Seater Booth: One-person booth - Booths can be positioned back to back, side to side or standalone - Steel leg frame - CMHR foam and fibre seat cushions
Loose seat and back cushions - Acoustic qualities - Fits through standard commercial door opening - Delivered fully assembled



One-Seater High Back Booth
930w x 650d x 1640h

RETSB...

Single Seater Booth:
Groups 1-7

Group 1 - Add surcharge for Group 2-7 and Leather

*Delivery and Installation Charges

Elite strongly recommend that our installation team deliver and install Retreat and Hangout booths to avoid double handling. Elite will not be responsible for any damage that occurs as a result of clients using their own installation resource. If self-assembly is selected, full responsibility shall lie with the client upon delivery of products to their location.

Percentages for installation price calculations are based on Group 1 Fabric Bandings irrespective of the fabric selection.

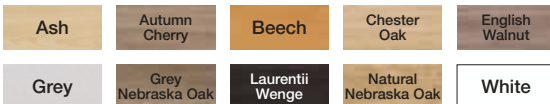
For installation during weekday / office hours (based on ground floor or lift access) - Add surcharge (subject to site survey)

For multiple units / weekday out of office hours / weekend installation / above or below ground floor - POA

Retreat Finishes

MFC Laptop Table Finishes

Ash, Autumn Cherry, Beech, Chester Oak, English Walnut, Grey, Grey Nebraska Oak, Laurentii Wenge, Natural Nebraska Oak, White



Frame Finishes

Silver, suffix **.../SF**, Black Graphite, suffix **.../BGF**, White, suffix **.../WF**
Add surcharge for Chrome Effect, suffix **.../CF**, Black, suffix **.../BF**,
Praline, suffix **.../PLF**, Olive Green, suffix **.../OVF**, Atlantic Blue, suffix **.../ABF**,
Sapphire Blue, suffix **.../SBF**, Mustard Yellow, suffix **.../MYF**,
Terracotta, suffix **.../TCF**, Conker Brown, suffix **.../CBF**



Retreat Options

Fabric Options

Add surcharge for Ribbed Fabric, suffix **.../RIBF**

Lighting Options

Add surcharge for 1 x White LED Roof Light and Switch (terminates at 3 pin plug), suffix **.../LT1**

Power Options

Add surcharge for 1 x 13A Switched Socket and 2 x USB Chargers RH (terminates at 3 pin plug), suffix **.../SK1RH**

Add surcharge for 1 x 13A Switched Socket and 2 x USB Chargers LH (terminates at 3 pin plug), suffix **.../SK1LH**

Retreat Additions

Retro-fittable Laptop Table

MFC Top RH, **RET/LAPMFCRH...**

MFC Top LH, **RET/LAPMFCLH...**

High Pressure Laminate Top RH, **RET/LAPHPLRH...**

High Pressure Laminate Top LH, **RET/LAPHPLH...**

Laptop Table Frame Finishes

Silver, suffix **.../SF**, Black Graphite, suffix **.../BGF**, White, suffix **.../WF**

Add surcharge for Chrome Effect, suffix **.../CF**, Black, suffix **.../BF**,


Praline, suffix **.../PLF**, Olive Green, suffix **.../OVF**, Atlantic Blue, suffix **.../ABF**,

Sapphire Blue, suffix **.../SBF**, Mustard Yellow, suffix **.../MYF**,

Terracotta, suffix **.../TCF**, Conker Brown, suffix **.../CBF**



Fabric Options



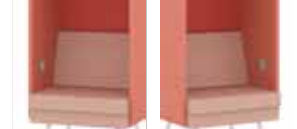
.../RIBF

Lighting Options



.../LT1

Power Options



.../SK1RH



.../SK1LH

Laptop Options



RET/LAPMFCRH



RET/LAPHPLRH

Fabric Selection Reference

A: Outer Shell
B: Back
C: Seat
D: Back
E: Plinth



When multiple fabric bands are specified, the unit price will reflect the highest fabric band requested.

Retreat

Two/Three-Seater Booth

6 Week Lead Time

Two/Three-Seater Booth: Two/three person booth - Booths can be positioned back to back, side to side or standalone - Steel leg frame
CMHR foam and fibre seat cushions - Loose seat and back cushions - Acoustic qualities - Fits through standard commercial door opening
Delivered part assembled



Two/Three-Seater High Back Booth

1750w x 650d x 1640h

RETDB...

Two-Three Seater Booth:
Groups 1-7

Group 1 - Add surcharge for Group 2-7 and Leather

*Delivery and Installation Charges

Elite strongly recommend that our installation team deliver and install Retreat and Hangout booths to avoid double handling. Elite will not be responsible for any damage that occurs as a result of clients using their own installation resource. If self-assembly is selected, full responsibility shall lie with the client upon delivery of products to their location.

Percentages for installation price calculations are based on Group 1 Fabric Bandings irrespective of the fabric selection.

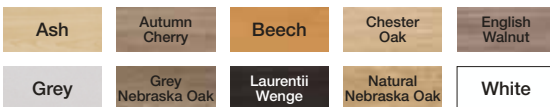
For installation during weekday / office hours (based on ground floor or lift access) - Add surcharge (subject to site survey)

For multiple units / weekday out of office hours / weekend installation / above or below ground floor - POA

Retreat Finishes

MFC Laptop Table Finishes

Ash, Autumn Cherry, Beech, Chester Oak, English Walnut, Grey, Grey Nebraska Oak, Laurentii Wenge, Natural Nebraska Oak, White



Frame Finishes

Silver, suffix .../SF, Black Graphite, suffix .../BGF, White, suffix .../WF

Add surcharge for Chrome Effect, suffix .../CF, Black, suffix .../BF,

Praline, suffix .../PLF, Olive Green, suffix .../OVF, Atlantic Blue, suffix .../ABF,

Sapphire Blue, suffix .../SBF, Mustard Yellow, suffix .../MYF,

Terracotta, suffix .../TCF, Conker Brown, suffix .../CBF



Retreat Options

Fabric Options

Add surcharge for Ribbed Fabric, suffix .../RIBF

Lighting Options

Add surcharge for 2 x White LED Roof Lights and Switch (terminates at 3 pin plug), suffix .../LT2

Armrest Options

Add £617 for Armrest, suffix .../ARM

Add surcharge for Armrest with Power (terminates at 3 pin plug), suffix .../ARMP

Retreat Additions

Retro-fittable Laptop Table

MFC Top RH, RET/LAPMFCRH...

MFC Top LH, RET/LAPMFLH...

High Pressure Laminate Top RH, RET/LAPHPLRH...

High Pressure Laminate Top LH, RET/LAPHPLH...

Laptop Table Frame Finishes

Silver, suffix .../SF, Black Graphite, suffix .../BGF, White, suffix .../WF

Add surcharge for Chrome Effect, suffix .../CF, Black, suffix .../BF,

Praline, suffix .../PLF, Olive Green, suffix .../OVF, Atlantic Blue, suffix .../ABF,

Sapphire Blue, suffix .../SBF, Mustard Yellow, suffix .../MYF,

Terracotta, suffix .../TCF, Conker Brown, suffix .../CBF



Fabric Options



.../RIBF

Lighting Options



.../LT2

Armrest Options



.../ARM



.../ARMP

Laptop Options

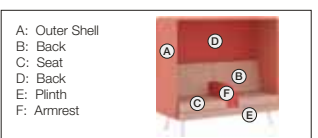


RET/LAPMFCRH



RET/LAPHPLRH

Fabric Selection Reference



When multiple fabric bands are specified, the unit price will reflect the highest fabric band requested.

Media Wall: Media wall connects two Retreat booths together to form a uniting space for meetings
 Multiple options available including LED lighting, universal mounting bracket, 32" television, meeting tables, power and data modules
 Supplied with 8x Height Adjustable Feet (for the 2x connecting booths) to enable level adjustment across the entire booth



Media Wall
1100w x 1350h



Media Wall:
Groups 1-7

Group 1 - Add surcharge for Group 2-7 and Leather

Retreat Finishes

MFC Table Finishes

Ash, Autumn Cherry, Beech, Chester Oak, English Walnut, Grey, Grey Nebraska Oak, Laurentii Wenge, Natural Nebraska Oak, White



Table Frame Finishes

Silver, suffix **.../SF**, Black Graphite, suffix **.../BGF**, White, suffix **.../WF** - Add surcharge for Chrome Effect, suffix **.../CF**, Black, suffix **.../BF**, Praline, suffix **.../PLF**, Olive Green, suffix **.../OVF**, Atlantic Blue, suffix **.../ABF**, Sapphire Blue, suffix **.../SBF**, Mustard Yellow, suffix **.../MYF**, Terracotta, suffix **.../TCF**, Conker Brown, suffix **.../CBF**



Retreat Options

Table Options for Single Booths

Add surcharge for MFC Table with Scallop Top and Mounting Bracket, suffix **.../STMFC**
 Add surcharge for HPL Table with Scallop Top and Mounting Bracket, suffix **.../STHPL**

Table Options for Double Booths

Add surcharge for MFC Table with Scallop Top and Mounting Bracket, suffix **.../TMFC**
 Add surcharge for HPL Table with Scallop Top and Mounting Bracket, suffix **.../THPL**

Television Options

Add surcharge for Power for Television (terminates at 3 pin plug), suffix **.../MWP**
 Add surcharge for 32" Television and Mounting Bracket, suffix **.../TV**

Power Options

Flex 2 Gang Desktop Power Module in Grey, **FDT/2P/G**
 Flex 2 Gang Desktop Power Module in Black, **FDT/2P/B**
 Flex 2 Gang Desktop Power Module in White, **FDT/2P/W**
 Desktop Power Module Adhesive Fixing Kit, **AFK**
 3M Wieland Mains Cable, **3M**
 5M Wieland Mains Cable, **5M**
 7M Wieland Mains Cable, **7M**

Table Options



.../TMFC



.../THPL



.../TV

Television Options



FDT/2P/G

Power Options



AFK



5M

Georgia

Sofas and Booths



The Georgia soft seating range has been designed to deliver a complete solution that offers space for both personal solitude and team collaboration. The use of high-backed soft seating within working and learning environments is ideal for creating relaxing spaces where creativity can flow freely without the added distractions that busy settings can bring.

Single sofas can be connected with a privacy panel to create casual meeting booths, capable of accommodating between 2 and 6 people. The usability of Georgia's seating booths can be enhanced with the inclusion of a central table, power and data connectivity modules and mounted TV screens, creating intelligent in-office meeting spaces.



Sofas: One, two and three person sofas - CMHR foam CertiPur® certified - Black Graphite metal feet as standard



One-Seater High Back Sofa
880w x 825d x 1350h

 **GEOHB1**



Two-Seater High Back Sofa
1380w x 825d x 1350h

 **GEOHB2**



Three-Seater High Back Sofa
1980w x 825d x 1350h

 **GEOHB3**

Georgia Sofa Finishes

Metal Finishes for Georgia Leg

Black Graphite (Standard)

Standard

Georgia Sofa Options

Power Options for All Sofas

Optic Power Module (2x Power) in Black, **POW/OPT/2P/B**
 Optic Power Module (1x Power and 1x Twin USB) in Black, **POW/OPT/1P1T/B**
 3M Wieland Mains Cable, **3M**
 5M Wieland Mains Cable, **5M**
 7M Wieland Mains Cable, **7M**

Power Options for All Sofas



POW/OPT/2P/B



POW/OPT/1P1T/B



5M

Fabric Selection Reference

A: Seat, Back and Plinth
 B: Arms and High Back
 C: Privacy Panel



When multiple fabric bands are specified, the unit price will reflect the highest fabric band requested.

Complementing Coffee Tables



See page 342

Booths: Combination of One, two and three person sofas to create booths - Complete with 1000mm wide fully upholstered privacy panel
 CMHR foam CertiPur® certified - **Black Graphite metal feet as standard** - Cannot be reconfigured as individual items



**One-Seater High Back
Twin Booth with Privacy Panel**
880w x 2650d x 1350h

● GEOHBB11



**Two-Seater High Back
Twin Booth with Privacy Panel**
1380w x 2650d x 1350h

● GEOHBB22



**Three-Seater High Back
Twin Booth with Privacy Panel**
1980w x 2650d x 1350h

● GEOHBB33



**One and Two-Seater High Back
Booth with Privacy Panel**
1380w x 2650d x 1350h

● GEOHBB12



**Two and One-Seater High Back
Booth with Privacy Panel**
1380w x 2650d x 1350h

● GEOHBB21



**One and Three-Seater High Back
Booth with Privacy Panel**
1980w x 2650d x 1350h

● GEOHBB13



**Three and One Seater-High Back
Booth with Privacy Panel**
1980w x 2650d x 1350h

● GEOHBB31



**Two and Three-Seater High Back
Booth with Privacy Panel**
1980w x 2650d x 1350h

● GEOHBB23



**Three and Two-Seater High Back
Booth with Privacy Panel**
1980w x 2650d x 1350h

● GEOHBB32

Georgia

Booths

Booths: Combination of One, two and three person sofas to create booths - Complete with 1000mm wide fully upholstered privacy panel
 CMHR foam CertiPur® certified - **Black Graphite metal feet as standard** - Cannot be reconfigured as individual items

Georgia Sofa Finishes

Metal Finishes for Georgia Leg

Black Graphite (Standard)

Standard

Georgia Booth Options

Power Options for All Booths

Optic Power Module (2x Power) in Black, **POW/OPT/2P/B**
 Optic Power Module (1x Power and 1x Twin USB) in Black, **POW/OPT/1P1T/B**
 3M Wieland Mains Cable, **3M**
 5M Wieland Mains Cable, **5M**
 7M Wieland Mains Cable, **7M**

Power Options for Privacy Panels

Add **surcharge** for Flint Power Module (2x Power and 1x Twin USB) in Black (Complete with Power Cables) and 1x Cable Port (Lower Middle), suffix **.../FLI/B**

Television and Power Options for Privacy Panels

Add **surcharge** for 32" Television with Mounting Brackets, Flint Power Module (1x Power, 1x Twin USB and 1x HDMI) in Black (Complete with Power Cables) and 2x Cable Ports (Upper Left and Lower Middle), suffix **.../FLITV/B**

Table Options for Privacy Panels

Add **surcharge** for Exposed Pre-Drilled Holes ready for Table Bracket (Table not included), suffix **.../EH**
Refer to next page to order retro-fittable table

Power Options for All Booths



POW/OPT/2P/B



POW/OPT/1P1T/B



5M

Power and Television Options for Privacy Panels




.../FLI/B



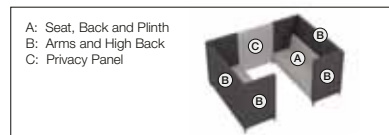
.../FLITV/B

Table Options for Privacy Panels



.../EH

Fabric Selection Reference



When multiple fabric bands are specified, the unit price will reflect the highest fabric band requested.

Complementing Coffee Tables



See page 342

Booth Tables: Fixed tables for Georgia Booth Privacy Panels - Complete with desktop fixing bracket - Scallop Top - Black Graphite metal post leg as standard



One-Seater Twin Booth Meeting Table
650w x 750d x 740h
GEO/TBL7



Two-Seater Twin Booth Meeting Table
1000w x 750d x 740h
GEO/TBL10



Three-Seater Twin Booth Meeting Table
1500w x 750d x 740h
GEO/TBL15

Georgia High Back Privacy Panel Finishes

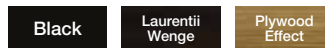
MFC Finishes

Ash, Autumn Cherry, Beech, Chester Oak, English Walnut, Grey, Grey Nebraska Oak, Laurentii Wenge, Natural Nebraska Oak, White



Edging Finishes

Add surcharge (per top) for White with Black, White with Laurentii Wenge, White with Plywood Effect



Georgia Sofa Finishes

Metal Finishes for Georgia Leg

Black Graphite (Standard)



Evo Plus High Back

Modular Sofas






The Evo Plus High Back combines style and comfort with the modern movement for privacy within open-plan offices. Its modular form allows designers to easily create informal, relaxed and aesthetically pleasing working or social areas. A range of twenty-seven different modules is offered which can be used individually as standalone items or be linked together to create a unique statement piece. A range of options are available with Evo Plus offering various feet options and the choice to add power modules to the rectangular units. In addition, there is a privacy panel and table option that, when combined with two booths, effectively establishes an informal office meeting space that can accommodate up to six people. The Evo coffee table further completes the family. Evo Plus High Back is a truly versatile and adaptable range offering endless configuration and collaboration possibilities in the modern workplace.



Evo Plus High Back

Modular Sofas

Modular Sofas: Modular high back seating system - Increased privacy in open workspaces - Multiple configuration options - CMHR foam - Acoustic qualities
Serpentine sprung seat on all rectangular modules - FSC certified wooden frame structure - **Chrome frame as standard** - Protective feet
Optional wooden feet or Cubeform leg, linking mechanism and power options - Fits through standard commercial door opening - Delivered part assembled

 Serpentine Sprung Seat  Compatible with Cubeform Leg  Cushions, see page 245



Small One-Seater Full High Back Sofa
600w x 700d x 1350h x 450sh

 **EVOPHB9**



One-Seater Full High Back Sofa
700w x 700d x 1350h x 450sh

 **EVOPHB10**



Two-Seater Full High Back Sofa
1200w x 700d x 1350h x 450sh

 **EVOPHB11**



Three-Seater Full High Back Sofa
1700w x 700d x 1350h x 450sh

 **EVOPHB12**



Corner Full High Back Sofa
700w x 700d x 1350h x 450sh

 **EVOPHB13**



Curved 90 Degree Full High Back Sofa
1400w x 1400d x 1350h x 450sh

 **EVOPHB14**



Curved Convex 90 Degree Full High Back Sofa
1400w x 1400d x 1350h x 450sh

 **EVOPHB36**



Two-Seater Full Left Corner High Back Sofa
1200w x 700d x 1350h x 450sh

 **EVOPHB35**



Two-Seater Full Right Corner High Back Sofa
1200w x 700d x 1350h x 450sh

 **EVOPHB34**



Two-Seater Left Half High Back Sofa
1200w x 700d x 1350h x 450sh

 **EVOPHB16**






Two-Seater Right Half High Back Sofa
1200w x 700d x 1350h x 450sh

 **EVOPHB17**

Evo Plus High Back

Modular Sofas

Modular Sofas: Modular high back seating system - Increased privacy in open workspaces - Multiple configuration options - CMHR foam - Acoustic qualities
Serpentine sprung seat on all rectangular modules - FSC certified wooden frame structure - **Chrome frame as standard** - Protective feet
Optional wooden feet or Cubeform leg, linking mechanism and power options - Fits through standard commercial door opening - Delivered part assembled

 Serpentine Sprung Seat  Compatible with Cubeform Leg  Cushions, see page 245



Three-Seater Left Two-Thirds High Back Sofa
1700w x 700d x 1350h x 450sh

 **EVOPHB18**



Three-Seater Right Two-Thirds High Back Sofa
1700w x 700d x 1350h x 450sh

 **EVOPHB19**



Three-Seater Middle Third High Back Sofa
1700w x 700d x 1350h x 450sh

 **EVOPHB20**



One-Seater Left-Arm Full High Back Sofa
750w x 700d x 1350h x 450sh

 **EVOPHB21**



One-Seater Right-Arm Full High Back Sofa
750w x 700d x 1350h x 450sh

 **EVOPHB24**



Two-Seater Left-Arm Full High Back Sofa
1350w x 700d x 1350h x 450sh

 **EVOPHB22**



Two-Seater Right-Arm Full High Back Sofa
1350w x 700d x 1350h x 450sh

 **EVOPHB25**



Three-Seater Left-Arm Full High Back Sofa
1850w x 700d x 1350h x 450sh

 **EVOPHB23**



Three-Seater Right-Arm Full High Back Sofa
1850w x 700d x 1350h x 450sh

 **EVOPHB26**



Two-Seater Left-Arm Left Half High Back Sofa
1350w x 700d x 1350h x 450sh

 **EVOPHB27**






Two-Seater Right-Arm Right Half High Back Sofa
1350w x 700d x 1350h x 450sh

 **EVOPHB29**

Evo Plus High Back

Modular Sofas

Modular Sofas: Modular high back seating system - Increased privacy in open workspaces - Multiple configuration options - CMHR foam - Acoustic qualities
Serpentine sprung seat on all rectangular modules - FSC certified wooden frame structure - **Chrome frame as standard** - Protective feet
Optional wooden feet or Cubeform leg, linking mechanism and power options - Fits through standard commercial door opening - Delivered part assembled

 Serpentine Sprung Seat  Compatible with Cubeform Leg  Cushions, see page 245



**Three-Seater Left-Arm
Two-Thirds High Back Sofa**
1850w x 700d x 1350h x 450sh



**Three-Seater Right-Arm
Two-Thirds High Back Sofa**
1850w x 700d x 1350h x 450sh



**One-Seater Full High Back
Sofa with Arms**
900w x 700d x 1350h x 450sh



**Two-Seater Full High Back
Sofa with Arms**
1500w x 700d x 1350h x 450sh



**Three-Seater Full High Back
Sofa with Arms**
2000w x 700d x 1350h x 450sh



Evo Plus High Back

Modular Sofas

Modular Sofas: Modular high back seating system - Increased privacy in open workspaces - Multiple configuration options - CMHR foam - Acoustic qualities
Serpentine sprung seat on all rectangular modules - FSC certified wooden frame structure - **Chrome frame as standard** - Optional wooden feet or Cubeform leg
Protective feet - Optional linking mechanism - Power options available - Fits through standard commercial door opening - Delivered part assembled

Evo Plus High Back Finishes

Wooden Finishes for Square, Round and Bevelled Legs

Add surcharge for Beech, suffix **.../BEL**

Add surcharge for Stained Walnut, suffix **.../WAL**, Stained Espresso, suffix **.../ESL**, Stained Wenge, suffix **.../WEL**, Stained Black, suffix **.../BKL**, White, suffix **.../WHL**



Metal Finishes for Standard Evo Plus Leg

Chrome (Standard) - Add £46 for Silver, suffix **.../SF**, Black Graphite, suffix **.../BGF**, White, suffix **.../WF**, Black Chrome, suffix **.../BCF**, Black, suffix **.../BF**, Praline, suffix **.../PLF**, Olive Green, suffix **.../OVF**, Atlantic Blue, suffix **.../ABF**, Sapphire Blue, suffix **.../SBF**, Mustard Yellow, suffix **.../MYF**, Terracotta, suffix **.../TCF**, Conker Brown, suffix **.../CBF**



Metal Finishes for Cubeform Leg

Add surcharge for Silver, suffix **.../CFL/SF**, Black Graphite, suffix **.../CFL/BGF**, White, suffix **.../CFL/WF**, Chrome Effect, suffix **.../CFL/CF**, Black, suffix **.../CFL/BF**, Praline, suffix **.../CFL/PLF**, Olive Green, suffix **.../CFL/OVF**, Atlantic Blue, suffix **.../CFL/ABF**, Sapphire Blue, suffix **.../CFL/SBF**, Mustard Yellow, suffix **.../CFL/MYF**, Terracotta, suffix **.../CFL/TCF**, Conker Brown, suffix **.../CFL/CFB**



Evo Plus High Back Options

Leg Options

Square Wooden Leg, suffix **.../SWL**, see above for prices
Round Wooden Leg, suffix **.../RWL**, see above for prices
Bevelled Wooden Leg, suffix **.../BWL**, see above for prices
Cubeform Leg, see above for prices


Linking Options

Linking Device (Not available if specified with Cubeform Leg), **FTLP**

Power Options for Rectangular Units

Add surcharge for Right-Hand Port Hole Power Module in Grey, suffix **.../PHPMGRH**
Add surcharge for Right-Hand Port Hole Power Module in Black, suffix **.../PHPMBRH**
Add surcharge for Right-Hand Port Hole Power Module in White, suffix **.../PHPMWRH**
Add surcharge for Left-Hand Port Hole Power Module in Grey, suffix **.../PHPMGLH**
Add surcharge for Left-Hand Port Hole Power Module in Black, suffix **.../PHPMBLH**
Add surcharge for Left-Hand Port Hole Power Module in White, suffix **.../PHPMWLH**
3M Wieland Mains Cable, **3M**
5M Wieland Mains Cable, **5M**
7M Wieland Mains Cable, **7M**

Leg Options



.../SWL

.../RWL

.../BWL

.../CFL

Linking Options



FTLP

Power Options

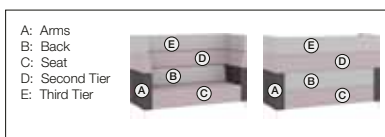


.../PHPMBLH

.../PHPMBRH

5M

Fabric Selection Reference



When multiple fabric bands are specified, the unit price will reflect the highest fabric band requested.

Matching Coffee Tables



See page 342

See page 342

See page 343

Complementing Coffee Tables



See page 346

Evo Plus High Back Privacy Panel

Modular Sofas

Modular Sofas: Free standing privacy panel - Complete with fixed table - Scallop Top - Cable access from underside of table to base of the privacy panel



Privacy Panel for One-Seater Booth
Panel Size - 1000w x 1350h
Table Size - 650w x 750d

EVOPHBP1...



Privacy Panel for Two-Seater Booth
Panel Size - 1000w x 1350h
Table Size - 1000w x 750d

EVOPHBP2...



Privacy Panel for Three-Seater Booth
Panel Size - 1000w x 1350h
Table Size - 1500w x 750d

EVOPHBP3...

Evo Plus High Back Privacy Panel Finishes

MFC Finishes

Ash, Autumn Cherry, Beech, Chester Oak, English Walnut, Grey, Grey Nebraska Oak, Laurentii Wenge, Natural Nebraska Oak, White



Edging Finishes

Add surcharge (per top) for White with Black, White with Laurentii Wenge, White with Plywood Effect

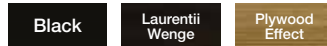


Table Leg, Bracket and Feet Metal Finishes

Silver, suffix .../T_{LSF}, Black Graphite, suffix .../T_{LBGF}, White, suffix .../T_{LWF}

Add surcharge for Chrome Effect, suffix .../T_{LCF}, Black, suffix .../T_{LBF}, Praline, suffix .../T_{LPLF}, Olive Green, suffix .../T_{LOVF}, Atlantic Blue, suffix .../T_{LABF}, Sapphire Blue, suffix .../T_{LSBF}, Mustard Yellow, suffix .../T_{LMYF}, Terracotta, suffix .../T_{LTCF}, Conker Brown, suffix .../T_{LCBF}



Evo Plus High Back Privacy Panel Options

Cut Out Options

(Required when FDT... Power Modules are specified)

Add surcharge for Cut out for Cables in MFC Table, suffix .../CO

Power Options

Flex 2 Gang Desk Top Power Module in Grey, **FDT/2P/G**
Flex 2 Gang Desk Top Power Module in Black, **FDT/2P/B**
Flex 2 Gang Desk Top Power Module in White, **FDT/2P/W**
Desktop Power Module Adhesive Fixing Kit, **AFK**
3M Wieland Mains Cable, **3M**
5M Wieland Mains Cable, **5M**
7M Wieland Mains Cable, **7M**

Power Options




FDT/2P/G

AFK

5M

Evo Plus Medium Back

Modular Sofas






Medium backed soft seating offers a compromise between open plan spaces and enclosed acoustic pods. Offering a space to communicate with colleagues, Evo Plus Medium Back provides a degree of visual and acoustic privacy and reduces distractions. The back height of this range is 300mm lower than the Evo High Back variant, that allows it to feel slightly less enclosed and more communal. As with the High Back, there are twenty-seven component pieces that can be individually combined, to create dynamic layouts suitable for many different work spaces. A range of options are available with Evo Plus offering various feet options, including a chrome foot, a choice of wooden feet or a Cubeform style leg. There is also the option to add power modules to the rectangular units. The Evo Plus coffee tables further complete the family. Fully upholstered to your specification, Evo Plus Medium Back is a contemporary, versatile choice.



Evo Plus Medium Back

Modular Sofas

Modular Sofas: Modular medium back seating system - Increased privacy in open workspaces - Multiple configuration options - CMHR foam - Acoustic qualities
Serpentine sprung seat on all rectangular modules - FSC certified wooden frame structure - **Chrome frame as standard** - Protective feet
Optional wooden feet or Cubeform leg, linking mechanism and power options - Fits through standard commercial door opening - Delivered part assembled

 Serpentine Sprung Seat  Compatible with Cubeform Leg  Cushions, see page 245



**Small One-Seater Full
Medium Back Sofa**

600w x 700d x 1050h x 450sh

 **EVOPMB9**



**One-Seater Full
Medium Back Sofa**

700w x 700d x 1050h x 450sh

 **EVOPMB10**



**Two-Seater with
Full Medium Back**

1200w x 700d x 1050h x 450sh

 **EVOPMB11**



**Three-Seater Full
Medium Back Sofa**

1700w x 700d x 1050h x 450sh

 **EVOPMB12**



**Corner with Full
Medium Back Sofa**

700w x 700d x 1050h x 450sh

 **EVOPMB13**



**Curved 90 Degree Full
Medium Back Sofa**

1400w x 1400d x 1050h x 450sh

 **EVOPMB14**



**Convex Curved 90 Degree Full
Medium Back Sofa**

1400w x 1400d x 1050h x 450sh

 **EVOPMB36**



**Two-Seater Full Left Corner
Medium Back Sofa**

1200w x 700d x 1050h x 450sh

 **EVOPMB35**



**Two-Seater Full Right Corner
Medium Back Sofa**

1200w x 700d x 1050h x 450sh

 **EVOPMB34**



**Two-Seater Left Half
Medium Back Sofa**

1200w x 700d x 1050h x 450sh

 **EVOPMB16**



**Two-Seater Right Half
Medium Back Sofa**




1200w x 700d x 1050h x 450sh

 **EVOPMB17**

Evo Plus Medium Back

Modular Sofas

Modular Sofas: Modular medium back seating system - Increased privacy in open workspaces - Multiple configuration options - CMHR foam - Acoustic qualities
Serpentine sprung seat on all rectangular modules - FSC certified wooden frame structure - **Chrome frame as standard** - Protective feet
Optional wooden feet or Cubeform leg, linking mechanism and power options - Fits through standard commercial door opening - Delivered part assembled

 Serpentine Sprung Seat  Compatible with Cubeform Leg  Cushions, see page 245



Three-Seater Left Two-Thirds Medium Back Sofa
1700w x 700d x 1050h x 450sh

 **EVOPMB18**



Three-Seater Right Two-Thirds Medium Back Sofa
1700w x 700d x 1050h x 450sh

 **EVOPMB19**



Three-Seater Middle Third Medium Back Sofa
1700w x 700d x 1050h x 450sh

 **EVOPMB20**



One-Seater Left-Arm Full Medium Back Sofa
750w x 700d x 1050h x 450sh

 **EVOPMB21**



One-Seater Right-Arm Full Medium Back Sofa
750w x 700d x 1050h x 450sh

 **EVOPMB24**



Two-Seater Left-Arm Full Medium Back Sofa
1350w x 700d x 1050h x 450sh

 **EVOPMB22**



Two-Seater Right-Arm Full Medium Back Sofa
1350w x 700d x 1050h x 450sh

 **EVOPMB25**



Three-Seater Left-Arm Full Medium Back Sofa
1850w x 700d x 1050h x 450sh

 **EVOPMB23**



Three-Seater Right-Arm Full Medium Back Sofa
1850w x 700d x 1050h x 450sh

 **EVOPMB26**



Two-Seater Left-Arm Left Half Medium Back Sofa
1350w x 700d x 1050h x 450sh

 **EVOPMB27**






Two-Seater Right-Arm Right Half Medium Back Sofa
1350w x 700d x 1050h x 450sh

 **EVOPMB29**

Evo Plus Medium Back

Modular Sofas

Modular Sofas: Modular medium back seating system - Increased privacy in open workspaces - Multiple configuration options - CMHR foam - Acoustic qualities
Serpentine sprung seat on all rectangular modules - FSC certified wooden frame structure - **Chrome frame as standard** - Protective feet
Optional wooden feet or Cubeform leg, linking mechanism and power options - Fits through standard commercial door opening - Delivered part assembled

 Serpentine Sprung Seat  Compatible with Cubeform Leg  Cushions, see page 245



**Three-Seater Left-Arm
Two-Thirds Medium Back Sofa**
1850w x 700d x 1050h x 450sh

 **EVOPMB28**



**Three-Seater Right-Arm
Two-Thirds Medium Back Sofa**
1850w x 700d x 1050h x 450sh

 **EVOPMB30**



**One-Seater Full Medium Back
Sofa with Arms**
900w x 700d x 1050h x 450sh

 **EVOPMB31**



**Two-Seater Full Medium Back
Sofa with Arms**
1500w x 700d x 1050h x 450sh

 **EVOPMB32**



**Three-Seater Full Medium Back
Sofa with Arms**
2000w x 700d x 1050h x 450sh

 **EVOPMB33**

Evo Plus Medium Back

Modular Sofas

Modular Sofas: Modular medium back seating system - Increased privacy in open workspaces - Multiple configuration options - CMHR foam - Acoustic qualities
Serpentine sprung seat on all rectangular modules - FSC certified wooden frame structure - **Chrome frame as standard** - Protective feet
Optional wooden feet or Cubeform leg, linking mechanism and power options - Fits through standard commercial door opening - Delivered part assembled

Evo Plus Medium Back Finishes

Wooden Finishes for Square, Round and Bevelled Legs

Add surcharge for Beech, suffix **.../BEL** - Add surcharge for Stained Walnut, suffix **.../WAL**, Stained Espresso, suffix **.../ESL**, Stained Wenge, suffix **.../WEL**, Stained Black, suffix **.../BKL**, Stained Grey, suffix **.../GYL**, White, suffix **.../WHL**



Metal Finishes for Standard Evo Plus Leg

Chrome (Standard) - Add surcharge for Silver, suffix **.../SF**, Black Graphite, suffix **.../BGF**, White, suffix **.../WF**, Black Chrome, suffix **.../BCF**, Black, suffix **.../BF**, Praline, suffix **.../PLF**, Olive Green, suffix **.../OVF**, Atlantic Blue, suffix **.../ABF**, Sapphire Blue, suffix **.../SBF**, Mustard Yellow, suffix **.../MYF**, Terracotta, suffix **.../TCF**, Conker Brown, suffix **.../CBF**



Metal Finishes for Cubeform Leg

Add surcharge for Silver, suffix **.../CFL/SF**, Black Graphite, suffix **.../CFL/BGF**, White, suffix **.../CFL/WF**, Chrome Effect, suffix **.../CFL/CF**, Black, suffix **.../CFL/BF**, Praline, suffix **.../CFL/PLF**, Olive Green, suffix **.../CFL/OVF**, Atlantic Blue, suffix **.../CFL/ABF**, Sapphire Blue, suffix **.../CFL/SBF**, Mustard Yellow, suffix **.../CFL/MYF**, Terracotta, suffix **.../CFL/TCF**, Conker Brown, suffix **.../CFL/CFB**



Evo Plus Medium Back Options

Leg Options

Square Wooden Leg, suffix **.../SWL**, see above for prices
Round Wooden Leg, suffix **.../RWL**, see above for prices
Bevelled Wooden Leg, suffix **.../BWL**, see above for prices
Cubeform Leg, see above for prices

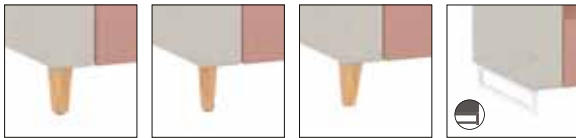
Linking Options

Linking Device (Not available if specified with Cubeform Leg), **FTLP**

Power Options for Rectangular Units

Add surcharge for Right-Hand Port Hole Power Module in Grey, suffix **.../PHPMGRH**
Add surcharge for Right-Hand Port Hole Power Module in Black, suffix **.../PHPMBRH**
Add surcharge for Right-Hand Port Hole Power Module in White, suffix **.../PHPMWRH**
Add surcharge for Left-Hand Port Hole Power Module in Grey, suffix **.../PHPMGLH**
Add surcharge for Left-Hand Port Hole Power Module in Black, suffix **.../PHPMBLH**
Add surcharge for Left-Hand Port Hole Power Module in White, suffix **.../PHPMWLH**
3M Wieland Mains Cable, **3M**
5M Wieland Mains Cable, **5M**
7M Wieland Mains Cable, **7M**

Leg Options



.../SWL

.../RWL

.../BWL

.../CFL

Linking Options



FTLP

Power Options




.../PHPMBLH

.../PHPMBRH

5M

Fabric Selection Reference



When multiple fabric bands are specified, the unit price will reflect the highest fabric band requested.

Matching Coffee Tables



See page 342

See page 342

See page 343

Complementing Coffee Tables



See page 346

Evo Plus Medium Back Privacy Panel

Modular Sofas

Modular Sofas: Free standing privacy panel - Complete with fixed table - Scallop Top - Cable access from underside of table to base of the privacy panel



Privacy Panel for One-Seater Booth
Panel Size - 1000w x 1050h
Table Size - 650w x 750d

EVOPMBP1...



Privacy Panel for Two-Seater Booth
Panel Size - 1000w x 1050h
Table Size - 1000w x 750d

EVOPMBP2...



Privacy Panel for Three-Seater Booth
Panel Size - 1000w x 1050h
Table Size - 1500w x 750d

EVOPMBP3...

Evo Plus Medium Back Privacy Panel Finishes

MFC Finishes

Ash, Autumn Cherry, Beech, Chester Oak, English Walnut, Grey, Grey Nebraska Oak, Laurentii Wenge, Natural Nebraska Oak, White



Edging Finishes

Add surcharge (per top) for White with Black, White with Laurentii Wenge, White with Plywood Effect

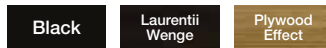


Table Leg, Bracket and Feet Metal Finishes

Silver, suffix .../TSLF, Black Graphite, suffix .../TLBGF, White, suffix .../TLWF

Add surcharge for Chrome Effect, suffix .../TLCF, Black, suffix .../TLBF, Praline, suffix .../TLPLF, Olive Green, suffix .../TLOVF, Atlantic Blue, suffix .../TLABF, Sapphire Blue, suffix .../TLSBF, Mustard Yellow, suffix .../TLMYF, Terracotta, suffix .../TLTCF, Conker Brown, suffix .../TLCBF



Evo Plus Medium Back Privacy Panel Options

Cut Out Options

(Required when FDT... Power Modules are specified)

Add surcharge for Cut out for Cables in MFC Table, suffix .../CO

Power Options

Flex 2 Gang Desk Top Power Module in Grey, **FDT/2P/G**
Flex 2 Gang Desk Top Power Module in Black, **FDT/2P/B**
Flex 2 Gang Desk Top Power Module in White, **FDT/2P/W**
Desktop Power Module Adhesive Fixing Kit, **AFK**
3M Wieland Mains Cable, **3M**
5M Wieland Mains Cable, **5M**
7M Wieland Mains Cable, **7M**

Power Options




FDT/2P/G

AFK

5M

Evo Plus

Modular Sofas






Evo Plus embraces the modern movement towards an agile environment. This modular seating range is designed to give architects the freedom to create layouts around unique work spaces. The Evo Plus family incorporates chairs, curved corners, chaise longues, triangular sections, sofas and coffee tables, making it suitable in any contemporary interior. It can be used as a standalone module or linked to create unique lounging areas in large open spaces. A range of options are available with Evo Plus offering various feet options, including a chrome foot, a choice of wooden feet or a Cubeform style leg. There is also the option to add power modules to the rectangular units. Evo Plus effortlessly partners versatility with contemporary modular design in a range of settings across corporate and hospitality environments.



Evo Plus

Modular Sofas

Modular Sofas: Modular seating system - Multiple configuration options - CMHR foam - Serpentine sprung seat on all rectangular modules
 FSC certified wooden frame structure - **Chrome frame as standard** - Protective feet - Optional wooden feet or Cubeform leg, linking mechanism and power options

 Serpentine Sprung Seat  Compatible with Cubeform Leg  Cushions, see page 245



Small One-Seater Sofa
600w x 700d x 450h x 450sh

 **EVOP1**



One-Seater Sofa
700w x 700d x 450h x 450sh

 **EVOP2**



Two-Seater Sofa
1200w x 700d x 450h x 450sh

 **EVOP3**



Three-Seater Sofa
1700w x 700d x 450h x 450sh

 **EVOP4**



45 Degree Sofa
555w x 700d x 450h x 450sh

 **EVOP5**



90 Degree Sofa
990w x 700d x 450h x 450sh

 **EVOP6**



180 Degree Sofa
1400w x 700d x 450h x 450sh

 **EVOP7**



Curved 90 Degree Sofa
1400w x 1400d x 450h x 450sh

 **EVOP8**



Small One-Seater Full Back Sofa
600w x 700d x 750h x 450sh

 **EVOP9**



One-Seater Full Back Sofa
700w x 700d x 750h x 450sh

 **EVOP10**



Two-Seater Full Back Sofa
1200w x 700d x 750h x 450sh

 **EVOP11**






Three-Seater Full Back Sofa
1700w x 700d x 750h x 450sh

 **EVOP12**

Evo Plus

Modular Sofas

Modular Sofas: Modular seating system - Multiple configuration options - CMHR foam - Serpentine sprung seat on all rectangular modules
 FSC certified wooden frame structure - **Chrome frame as standard** - Protective feet - Optional wooden feet or Cubeform leg, linking mechanism and power options

 Serpentine Sprung Seat  Compatible with Cubeform Leg  Cushions, see page 245



Corner Full Back Sofa
700w x 700d x 750h x 450sh

 **EVOP13**



Curved 90 Degree Full Back Sofa
1400w x 1400d x 750h x 450sh

 **EVOP14** 



Convex Curved 90 Degree Full Back Sofa
1400w x 1400d x 750h x 450sh

 **EVOP36** 



Curved 180 Degree Full Back Sofa
1400w x 700d x 750h x 450sh

 **EVOP15**



Two-Seater Full Left Corner Back Sofa
1200w x 700d x 750h x 450sh

 **EVOP35**



Two-Seater Full Right Corner Back Sofa
1200w x 700d x 750h x 450sh

 **EVOP34**



Two-Seater Left Half Back Sofa
1200w x 700d x 750h x 450sh

 **EVOP16**



Two-Seater Right Half Back Sofa
1200w x 700d x 750h x 450sh

 **EVOP17**



Three-Seater Left Two-Thirds Back Sofa
1700w x 700d x 750h x 450sh

 **EVOP18**



Three-Seater Right Two-Thirds Back Sofa
1700w x 700d x 750h x 450sh

 **EVOP19**






Three-Seater Middle Third Back Sofa
1700w x 700d x 750h x 450sh

 **EVOP20**

Evo Plus

Modular Sofas

Modular Sofas: Modular seating system - Multiple configuration options - CMHR foam - Serpentine sprung seat on all rectangular modules
 FSC certified wooden frame structure - **Chrome frame as standard** - Protective feet - Optional wooden feet or Cubeform leg, linking mechanism and power options

 Serpentine Sprung Seat  Compatible with Cubeform Leg  Cushions, see page 245



One-Seater Left-Arm Full Back Sofa

750w x 700d x 750h x 450sh

 **EVOP21**



One-Seater Right-Arm Full Back Sofa

750w x 700d x 750h x 450sh

 **EVOP24**



Two-Seater Left-Arm Full Back Sofa

1350w x 700d x 750h x 450sh

 **EVOP22**



Two-Seater Right-Arm Full Back Sofa

1350w x 700d x 750h x 450sh

 **EVOP25**



Three-Seater Left-Arm Full Back Sofa

1850w x 700d x 750h x 450sh

 **EVOP23**



Three-Seater Right-Arm Full Back Sofa

1850w x 700d x 750h x 450sh

 **EVOP26**



Two-Seater Left-Arm Half Back Sofa

1350w x 700d x 750h x 450sh

 **EVOP27**



Two-Seater Right-Arm Half Back Sofa

1350w x 700d x 750h x 450sh

 **EVOP29**



Three-Seater Left-Arm Two-Thirds Back Sofa

1850w x 700d x 750h x 450sh

 **EVOP28**



Three-Seater Right-Arm Two-Thirds Back Sofa




1850w x 700d x 750h x 450sh

 **EVOP30**

Evo Plus

Modular Sofas

Modular Sofas: Modular seating system - Multiple configuration options - CMHR foam - Serpentine sprung seat on all rectangular modules
FSC certified wooden frame structure - **Chrome frame as standard** - Protective feet - Optional wooden feet or Cubeform leg, linking mechanism and power options

 Serpentine Sprung Seat  Compatible with Cubeform Leg  Cushions, see page 245



One-Seater Full Back Sofa with Arms

900w x 700d x 750h x 450sh

 **EVOP31**



Two-Seater Full Back Sofa with Arms

1500w x 700d x 750h x 450sh

 **EVOP32**



Three-Seater Full Back Sofa with Arms

2000w x 700d x 750h x 450sh

 **EVOP33**



Evo Plus

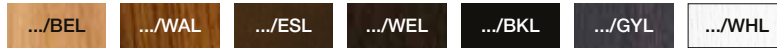
Modular Sofas

Modular Sofas: Modular seating system - Multiple configuration options - CMHR foam - Serpentine sprung seat on all rectangular modules
 FSC certified wooden frame structure - **Chrome frame as standard** - Protective feet - Optional wooden feet or Cubeform leg, linking mechanism and power options

Evo Plus Finishes

Wooden Finishes for Square, Round and Bevelled Legs

Beech, suffix **.../BEL** - Add surcharge for Stained Walnut, suffix **.../WAL**, Stained Espresso, suffix **.../ESL**, Stained Wenge, suffix **.../WEL**,
 Stained Black, suffix **.../BKL**, Stained Grey, suffix **.../GYL**, White, suffix **.../WHL**



Metal Finishes for Standard Evo Plus Leg

Chrome (Standard) - Add surcharge for Silver, suffix **.../SF**, Black Graphite, suffix **.../BGF**, White, suffix **.../WF**, Black Chrome, suffix **.../BCF**,
 Black, suffix **.../BF**, Praline, suffix **.../PLF**, Olive Green, suffix **.../OVF**, Atlantic Blue, suffix **.../ABF**, Sapphire Blue, suffix **.../SBF**,
 Mustard Yellow, suffix **.../MYF**, Terracotta, suffix **.../TCF**, Conker Brown, suffix **.../CBF**



Metal Finishes for Cubeform Leg

Add surcharge for Silver, suffix **.../CFL/SF**, Black Graphite, suffix **.../CFL/BGF**, White, suffix **.../CFL/WF**, Chrome Effect, suffix **.../CFL/CF**,
 Black, suffix **.../CFL/BF**, Praline, suffix **.../CFL/PLF**, Olive Green, suffix **.../CFL/OVF**, Atlantic Blue, suffix **.../CFL/ABF**, Sapphire Blue, suffix **.../CFL/SBF**,
 Mustard Yellow, suffix **.../CFL/MYF**, Terracotta, suffix **.../CFL/TCF**, Conker Brown, suffix **.../CFL/CFB**



Evo Plus Options

Leg Options

Square Wooden Leg, suffix **.../SWL**, see above for prices
 Round Wooden Leg, suffix **.../RWL**, see above for prices
 Bevelled Wooden Leg, suffix **.../BWL**, see above for prices
 Cubeform Leg, see above for prices

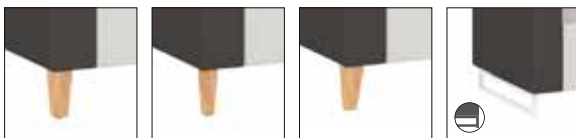
Linking Options

Linking Device (Not available if specified with Cubeform Leg), **FTLP**

Power Options for Rectangular Units

Add surcharge for Right-Hand Port Hole Power Module in Grey, suffix **.../PHPMGRH**
 Add surcharge for Right-Hand Port Hole Power Module in Black, suffix **.../PHPMBRH**
 Add surcharge for Right-Hand Port Hole Power Module in White, suffix **.../PHPMWRH**
 Add surcharge for Left-Hand Port Hole Power Module in Grey, suffix **.../PHPMGLH**
 Add surcharge for Left-Hand Port Hole Power Module in Black, suffix **.../PHPMBLH**
 Add surcharge for Left-Hand Port Hole Power Module in White, suffix **.../PHPMWLH**
 3M Wieland Mains Cable, **3M**
 5M Wieland Mains Cable, **5M**
 7M Wieland Mains Cable, **7M**

Leg Options



.../SWL

.../RWL

.../BWL

.../CFL

Linking Options



FTLP

Power Options




.../PHPMBLH

.../PHPMBRH

5M

Fabric Selection Reference



A: Arms
 B: Back
 C: Seat

When multiple fabric bands are specified, the unit price will reflect the highest fabric band requested.

Matching Coffee Tables



See page 342

See page 342

See page 343

Complementing Coffee Tables



See page 346

Ella

Modular Sofas




Ella is an elegant modular sofa range that combines sharp lines with distinct geometric form. The Ella family incorporates chairs, benches, chaise longues and coffee tables, assuring its suitability to any contemporary interior. All of the units sit on a purpose engineered steel sled leg which is available in a variety of epoxy painted finishes. Ella fulfils the brief either as a standalone sofa or as a modular upholstered collection. The range delivers the visual, functional and comfort needs of both corporate and leisure environments as well as lounges, hotel foyers and retail interiors.



Ella

Modular Sofas

Modular Sofas: Fully upholstered - CMHR foam - Serpentine sprung seat - Hardwood frame structure - Steel sled leg with epoxy powder coated finish
Chrome effect paint as standard - Protective glides

 Cushions, see page 245



One-Seater Full Back Sofa
600w x 800d x 800h x 460sh

 **ELL1**



Two-Seater Full Back Sofa
1200w x 800d x 800h x 460sh

 **ELL2**



Three-Seater Full Back Sofa
1800w x 800d x 800h x 460sh

 **ELL3**



One-Seater Full Corner Back Sofa
820w x 820d x 800h x 460sh

 **ELL4**



One-Seater Left-Arm Full Back Sofa
720w x 800d x 800h x 460sh

 **ELL5**



One-Seater Right-Arm Full Back Sofa
720w x 800d x 800h x 460sh

 **ELL6**



Two-Seater Left-Arm Full Back Sofa
1320w x 800d x 800h x 460sh

 **ELL7**



Two-Seater Right-Arm Full Back Sofa
1320w x 800d x 800h x 460sh

 **ELL8**



Three-Seater Left-Arm Full Back Sofa
1920w x 800d x 800h x 460sh

 **ELL9**



Three-Seater Right-Arm Full Back Sofa
1920w x 800d x 800h x 460sh

 **ELL10**



One-Seater Full Back Sofa with Arms
840w x 800d x 800h x 460sh

 **ELL11**




Two-Seater Full Back Sofa with Arms
1440w x 800d x 800h x 460sh

 **ELL12**

Ella

Modular Sofas

Modular Sofas: Fully upholstered - CMHR foam - Serpentine sprung seat - Hardwood frame structure - Steel sled leg with epoxy powder coated finish
 Chrome effect paint as standard - Protective glides

 Cushions, see page 245



 **Three-Seater Full Back Sofa with Arms**
 2040w x 800d x 800h x 460sh

 **ELL13**



 **Small Footstool**
 600w x 800d x 460h x 460sh

 **ELL14**



 **Large Footstool**
 1200w x 800d x 460h x 460sh

 **ELL15**

Ella Finishes

Frame Finishes for Sled Leg

Chrome (Standard), Silver, suffix **.../SF**, Black Graphite, suffix **.../BGF**, White, suffix **.../WF**
 Add surcharge for Black, suffix **.../BF**, Praline, suffix **.../PLF**, Olive Green, suffix **.../OVF**, Atlantic Blue, suffix **.../ABF**, Sapphire Blue, suffix **.../SBF**,
 Mustard Yellow, suffix **.../MYF**, Terracotta, suffix **.../TCF**, Conker Brown, suffix **.../CBF**



Frame Finishes for Cubeform Leg

Silver, suffix **.../CFL/SF**, Black Graphite, suffix **.../CFL/BGF**, White, suffix **.../CFL/WF**
 Add surcharge for Black, suffix **.../CFL/BF**, Praline, suffix **.../CFL/PLF**, Olive Green, suffix **.../CFL/OVF**, Atlantic Blue, suffix **.../CFL/ABF**, Sapphire Blue, suffix **.../CFL/SBF**,
 Mustard Yellow, suffix **.../CFL/MYF**, Terracotta, suffix **.../CFL/TCF**, Conker Brown, suffix **.../CFL/CBF**



Ella Options

Leg Options

Cubeform Leg, see above for prices

Linking Options

Linking Device, **FTLP**

Leg Options




.../CFL

Linking Options



FTLP

Fabric Selection Reference



When multiple fabric bands are specified, the unit price will reflect the highest fabric band requested.

Matching Coffee Tables



See page 342



See page 343

Dalton

Soft Seating




Dalton carries an effortlessly majestic presence, perfect for use in contemporary interiors. The abundant proportions deliver an extremely comfortable one, two, three and four-seater sofa with the choice of three arm widths, making Dalton as practical as it is stylish.



Dalton

Soft Seating

Soft Seating: One, two, three and four-seater - Fully upholstered - CMHR foam - Three arm width options - Three back cushion options
Optional two-tone, contrasting buttons and power options

 Cushions, see page 245



**One-Seater Sofa with
100mm Narrow Arms**
860w x 850d x 885h x 470sh

 **DAL1/NA...**



**One-Seater Sofa with
200mm Mid Arms**
1060w x 850d x 885h x 470sh

 **DAL1/MA...**



**One-Seater Sofa with
300mm Wide Arms**
1260w x 850d x 885h x 470sh

 **DAL1/WA...**



**Two-Seater Sofa with
100mm Narrow Arms**
1480w x 850d x 885h x 470sh

 **DAL2/NA...**



**Two-Seater Sofa with
200mm Mid Arms**
1680w x 850d x 885h x 470sh

 **DAL2/MA...**



**Two-Seater Sofa with
300mm Wide Arms**
1880w x 850d x 885h x 470sh

 **DAL2/WA...**



**Three-Seater Sofa with
100mm Narrow Arms**
2100w x 850d x 885h x 470sh

 **DAL3/NA...**



**Three-Seater Sofa with
200mm Mid Arms**
2300w x 850d x 885h x 470sh

 **DAL3/MA...**




**Three-Seater Sofa with
300mm Wide Arms**
2500w x 850d x 885h x 470sh

 **DAL3/WA...**


Dalton

Soft Seating

Soft Seating: One, two, three and four-seater - Fully upholstered - CMHR foam - Three arm width options - Three back cushion options
Optional two-tone, contrasting buttons and power options


 Cushions, see page 245




**Four-Seater Sofa with
100mm Narrow Arms
(Supplied in 2 Sections)**
2720w x 850d x 885h x 470sh


 **DAL4/NA...**




**Four-Seater Sofa with
200mm Mid Arms
(Supplied in 2 Sections)**
2920w x 850d x 885h x 470sh

 **DAL4/MA...**




**Four-Seater Sofa with
300mm Wide Arms
(Supplied in 2 Sections)**
3120w x 850d x 885h x 470sh

 **DAL4/WA...**

Dalton Finishes

Metal Frame Finishes

Brushed Silver, suffix **.../SF**, Black Chrome, suffix **.../BCF**

.../SF

.../BCF

Dalton Options / Additions

Cushion Options for One-Seater Sofa

Plain Back Cushion, suffix **.../PC**
Horizontally Stitched Back Cushion, suffix **.../SC**, add surcharge
Buttoned Back Cushion, suffix **.../BC**, add surcharge

Cushion Options for Two-Seater Sofa

Plain Back Cushion, suffix **.../PC**
Horizontally Stitched Back Cushion, suffix **.../SC**, add surcharge
Buttoned Back Cushion, suffix **.../BC**, add surcharge

Cushion Options for Three-Seater Sofa

Plain Back Cushion, suffix **.../PC**
Horizontally Stitched Back Cushion, suffix **.../SC**, add surcharge
Buttoned Back Cushion, suffix **.../BC**, add surcharge

Cushion Options for Four-Seater Sofa

Plain Back Cushion, suffix **.../PC**
Horizontally Stitched Back Cushion, suffix **.../SC**, add surcharge
Buttoned Back Cushion, suffix **.../BC**, add surcharge

Two-Tone Options

*When multiple fabric bands are specified,
the unit price will reflect the highest fabric band requested.*

For All Sofas, suffix **.../TT**

Single Colour Contrasting Button Options

For One-Seater Sofa, suffix **.../CB**, add surcharge
For Two-Seater Sofa, suffix **.../CB**, add surcharge
For Three-Seater Sofa, suffix **.../CB**, add surcharge
For Four-Seater Sofa, suffix **.../CB**, add surcharge

Power Additions for All Sofas

Retro-fittable power modules, supplied ready to install.

Can be positioned on LH and RH ends only.

1x Power, 1x USB Twin Charger (type A+C).

Norge Power Module in Silver Aluminium Surround/Gloss Grey Fascia,

POW/NGE/1P1T/SG

Norge Power Module in Black Aluminium Surround/Gloss Black Fascia,

POW/NGE/1P1T/BB

Norge Power Module in White Aluminium Surround/Gloss White Fascia,

POW/NGE/1P1T/WW

3M Wieland Mains Cable, **3M**

5M Wieland Mains Cable, **5M**

7M Wieland Mains Cable, **7M**

Cushion Options



.../PC

.../SC

.../BC

Contrasting Buttons



.../CB

Power Options



POW/NGE/1P1T/SG

Fabric Selection Reference

A: Arms
Back Support
Plinth
B: Back
Seat



When multiple fabric bands are specified, the unit price will reflect the highest fabric band requested.

Matching Coffee Tables



See page 342

Madison

Soft Seating



Madison delivers a simple, yet classy sofa range available in three soft leather finishes; black, grey or dark blue. A one, two and three-seater configuration provides a complete solution for elegant reception areas, breakout and lounge spaces.




Madison

Soft Seating

Soft Seating: One, two or three-seater - Black, grey or dark blue leather - Plywood and solid wood structure - Sprung seat with high resilient foam
Elastic webbed back with removable cushions - Metal leg supports - Protective feet

The dimensions of the new seating items below are subject to change.

 Cushions, see page 245



One-Seater Sofa

860w x 930d x 860h x 500sh

- MAD1BK**
Black Leather
- MAD1GY**
Grey Leather
- MAD1DB**
Dark Blue Leather



Two-Seater Sofa

1520w x 930d x 860h x 500sh

- MAD2BK**
Black Leather
- MAD2GY**
Grey Leather
- MAD2DB**
Dark Blue Leather



Three-Seater Sofa

2260w x 930d x 860h x 500sh

- MAD3BK**
Black Leather
- MAD3GY**
Grey Leather
- MAD3DB**
Dark Blue Leather

Madison Finishes

Leather Finishes

Black, Grey, Dark Blue

Black

Grey

Dark Blue

Hektor

Soft Seating




Hektor is a unique seating range designed with nature and minimalism in mind. Its combination of raw materials delivers an armchair and a two-seater sofa with luxurious proportions. The Scandinavian inspired arrangement allows you to create an authentic and natural environment, with its structure displaying a pure blend of beech wood and steel.



Hektor

Soft Seating

Soft Seating: One or two-seater - Fully upholstered - CMHR foam - Seven wood finishes on wooden sofas - Black metalwork as standard

 Cushions, see page 245



One-Seater Sofa

860w x 760d x 795h x 410sh

 **HEK1...**



Two-Seater Sofa

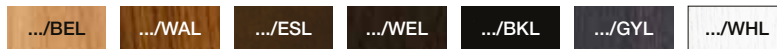
1630w x 760d x 795h x 410sh

 **HEK2...**

Hektor Finishes

Wooden Frame Finishes

Beech, suffix **.../BEL** - Add surcharge for Stained Walnut, suffix **.../WAL**, Stained Espresso, suffix **.../ESL**, Stained Wenge, suffix **.../WEL**, Stained Black, suffix **.../BKL**, Stained Grey, suffix **.../GYL**, White, suffix **.../WHL**



Metal Frame Finishes

Black (Standard) - Add surcharge for Silver, suffix **.../SF**, Black Graphite, suffix **.../BGF**, White, suffix **.../WF**, Chrome Effect, suffix **.../CF**, Praline, suffix **.../PLF**, Olive Green, suffix **.../OVF**, Atlantic Blue, suffix **.../ABF**, Sapphire Blue, suffix **.../SBF**, Mustard Yellow, suffix **.../MYF**, Terracotta, suffix **.../TCF**, Conker Brown, suffix **.../CBF**



Hektor Options

Two-Tone Upholstery Options

Add surcharge for Two-Tone Upholstery, suffix **.../TT**

Fabric Selection Reference



When multiple fabric bands are specified, the unit price will reflect the highest fabric band requested.

Complementing Coffee Tables



See page 345

See page 346

Kouch

Soft Seating




Taking inspiration from popular Scandinavian designs, Kouch uses a graceful wooden frame to support a fully upholstered one or two-seater sofa. The frame is overlaid with interwoven webbing for flexible support and cushioned with comfortable high density, fire retardant foam. The solid wooden frame gives a natural and earthy character to the couch, making it suitable for both modern and traditional environments.



Kouch

Soft Seating

Soft Seating: One or two-seater - Sprung seat - CMHR foam - Button detailing and piped seam as standard - Seven wood finishes on wooden sofas

 Cushions, see page 245



One-Seater Sofa

770w x 760d x 815h x 450sh



KOU1...



Two-Seater Sofa

1350w x 760d x 815h x 450sh



KOU2...

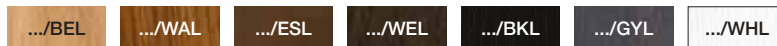
Kouch Finishes

Wooden Frame Finishes for One-Seater Sofa

Beech, suffix **.../BEL** - Add surcharge for Stained Walnut, suffix **.../WAL**, Stained Espresso, suffix **.../ESL**, Stained Wenge, suffix **.../WEL**, Stained Black, suffix **.../BKL**, Stained Grey, suffix **.../GYL**, White, suffix **.../WHL**

Wooden Frame Finishes for Two-Seater Sofa

Beech, suffix **.../BEL** - Add surcharge for Stained Walnut, suffix **.../WAL**, Stained Espresso, suffix **.../ESL**, Stained Wenge, suffix **.../WEL**, Stained Black, suffix **.../BKL**, Stained Grey, suffix **.../GYL**, White, suffix **.../WHL**



Kouch Options

Single Colour Contrasting Button Options for One-Seater Sofa

Add surcharge for Group 1, suffix **.../CB1**, Group 2, suffix **.../CB2**, Group 3, suffix **.../CB3**, Group 4, suffix **.../CB4**, Group 5, suffix **.../CB5**, Group 6, suffix **.../CB6**, Group 7, suffix **.../CB7**, Leather, suffix **.../CBL**

Single Colour Contrasting Button Options for Two-Seater Sofa

Add surcharge for Group 1, suffix **.../CB1**, Group 2, suffix **.../CB2**, Group 3, suffix **.../CB3**, Group 4, suffix **.../CB4**, Group 5, suffix **.../CB5**, Group 6, suffix **.../CB6**, Group 7, suffix **.../CB7**, Leather, suffix **.../CBL**

Multiple Colour Contrasting Button Options

For multiple colourway contrasting buttons, contact customer services for prices.

Contrasting Buttons



Matching Coffee Tables



See page 346

Sofia

Tub Chairs




Sofia carries an elegant and minimalistic design with a comfortable structure. The generous proportions provide a graceful seat to take the weight off your feet and relax. Fully upholstered, it is constructed on a solid hardwood frame, overlaid with interwoven webbing for flexible support and cushioned with comfortable high-density, fire-retardant foam. Sofia is available as a one-seater or two-seater tub chair and is a stunning addition to any modern workspace.



Sofia

Tub Chairs

Tub Chairs: One or two-seater - Unique stylish design - Fully upholstered - Solid hardwood frame - CMHR foam - Fixed seat cushion - Protective feet

 Cushions, see page 245



One-Seater Tub Chair
730w x 700d x 845h x 450sh

 **SOF1**



Two-Seater Tub Chair
1230w x 700d x 830h x 450sh

 **SOF2**

Nero

Tub Chairs




Nero's soft rounded form offers a retro, yet classic design. With its fully upholstered soft leather finish it exudes the class and exclusivity normally associated with bespoke, premium priced seating. It is available as a single armchair or two-seater sofa. Built on a solid hardwood frame and available in a choice of black or red leather, Nero is perfect for use in lounge, reception or third space areas.



Nero

Tub Chairs

Tub Chairs: One or two-seater - Black or red leather - Solid hardwood frame - CMHR foam - Protective glides

 Cushions, see page 245



One-Seater Tub Chair
680w x 640d x 770h x 455sh



NER1B
Black Leather



NER1R
Red Leather



Two-Seater Tub Chair
1280w x 640d x 770h x 475sh



NER2B
Black Leather



NER2R
Red Leather

Nero Finishes

Leather Finishes

Black, Red

Black

Red

Cushions



Cushions add comfort and expression to the landscape of our soft seating collections encompassing colour, pattern and texture. Drawing upon our extensive upholstery skills, we are able to offer cushions made to your desired fabric specification in two available sizes, 400mm x 400mm square or 600mm x 400mm rectangular. Within the removable zipped cover, there is a hollowfibre filling.



Cushions

Cushions: 390mm x 390mm square cushion - 590mm x 390mm rectangular cushion - Hollowfibre filling - Removable cover



Square Cushion
390w x 150d x 390h

SQC



Rectangular Cushion
590w x 150d x 390h

REC

Pill

Modular Seating



Pill's striking and distinctive design combines comfortable modular seating with a unique look, delivering an original, yet multi-functional piece of furniture, unseen anywhere else. Its cleverly concealed tables are hidden within the modular seat, to create an informal meet and greet area, with space saving advantages. Inter-connecting tables allow Pill modules to be linked together at any angle up to 45°, establishing flexible and inspirational collaborative areas in a vast range of applications.



Pill

Modular Seating

Modular Seating: Fully upholstered modules - Seven wood finishes on tables - Interconnecting tables available for adaptable configurations

 Qualifies for Chair in a Box Delivery Service, see page 8



**Modular Seating System
with Table**
1850w x 600d x 440h x 440sh

PIL...



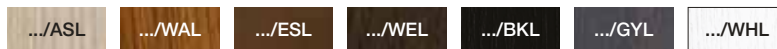
Interconnecting Table
650w x 490d x 320h

PILCT...

Pill Finishes

Table Finishes

Ash, suffix **.../ASL** - Add surcharge for Stained Walnut, suffix **.../WAL**, Stained Espresso, suffix **.../ESL**, Stained Wenge, suffix **.../WEL**, Stained Black, suffix **.../BKL**, Stained Grey, suffix **.../GYL**, White, suffix **.../WHL**



Segment

Modular Units



Segment makes a vibrant, playful statement in terms of contemporary, modular furniture. Its distinctive design allows the units to be specified to work around you and your needs. It works especially well in a fluid, multi-functional space with changing needs or compromised space. Several different shapes make up the family including squared, circular, triangular, eclipse and rectangular, that are able to blend in with an array of environments. Fully upholstered to your specification the Segment range is built on a hardwood frame, cushioned with fire-resistant foam and fitted with protective feet. Multiple applications apply with Segment and it can work particularly well in waiting areas, bars, breakout zones and educational facilities.



Segment

Modular Units

Modular Units: Choice of five shaped units - Modular seating system - Multiple configuration options or stand-alone use - Fully upholstered
Hardwood frame - CMHR foam - Protective feet



Square Modular Unit
410w x 410d x 450h

● SEGA



Circular Modular Unit
410w x 410d x 450h

● SEGB



Triangular Modular Unit
420w x 370d x 450h

● SEGC



Eclipse Modular Unit
410w x 365d x 450h

● SEGD



Rectangular Modular Unit
1010w x 410d x 450h

● SEGE

Segment Options

Two-Tone Upholstery Options

Add surcharge for Two-Tone Upholstery, suffix .../TT

Fabric Selection Reference

A: Top
B: Side



When multiple fabric bands are specified, the unit price will reflect the highest fabric band requested.

Adaptiv

Modular Units



Graphic silhouette and colour define the soft, generous volumes of Adaptiv. A family of seating modules that have been designed to work as standalone units or grouped together in clusters. Adaptiv provides a casual touch of comfort along with aesthetically pleasing qualities in an agile workplace. Available in six different forms including circular, eclipse, double eclipse, square, rectangular and wedge, all fitted with protective feet with the option of chromed legs or castors for easy movement.



Adaptiv

Modular Units

Modular Units: Choice of six shaped units - Fully upholstered - Versatile modular seating system - Suitable in a variety of environments
Multiple configuration options or standalone use - Hardwood frame - CMHR foam - Protective Feet



Circular Modular Unit
450h

- **ADAC1200**
1200w x 1200d
- **ADAC1000**
1000w x 1000d
- **ADAC800**
800w x 800d
- **ADAC600**
600w x 600d



Eclipse Modular Unit
450h

- **ADAE1200**
1200w x 1105d
- **ADAE1000**
1000w x 920d
- **ADAE800**
800w x 740d
- **ADAE600**
600w x 555d



Double Eclipse Modular Unit
450h

- **ADADE1200**
1200w x 1010d
- **ADADE1000**
1000w x 835d
- **ADADE800**
800w x 680d
- **ADADE600**
600w x 505d



Square Modular Unit
450h

- **ADAS1200**
1200w x 1200d
- **ADAS1000**
1000w x 1000d
- **ADAS800**
800w x 800d
- **ADAS600**
600w x 600d



Rectangle Modular Unit
450h

- **ADAR1200/800**
1200w x 800d
- **ADAR1200/600**
1200w x 600d



Wedge Modular Unit
450h

- **ADAW800**
800w x 695d

Adaptiv

Modular Units

Modular Units: Choice of six shaped units - Fully upholstered - Versatile modular seating system - Suitable in a variety of environments
Multiple configuration options or standalone use - Hardwood frame - CMHR foam - Protective Feet

Adaptiv Options

Base Options

Chrome Legs, suffix **.../CL**
Add surcharge for Castors, suffix **.../C**

Full Back Options for 600mm Circular (AC600) and 600mm Eclipse (AE600) Units

Add surcharge for Group 1, suffix **.../FB1**, Group 2, suffix **.../FB2**, Group 3, suffix **.../FB3**, Group 4, suffix **.../FB4**,
Group 5, suffix **.../FB5**, Group 6, suffix **.../FB6**, Group 7, suffix **.../FB7**, Leather, suffix **.../FBL**

Half Back Options for 600mm Circular (AC600) and 600mm Eclipse (AE600) Units

Add surcharge for Group 1, suffix **.../HB1**, Group 2, suffix **.../HB2**, Group 3, suffix **.../HB3**, Group 4, suffix **.../HB4**,
Group 5, suffix **.../HB5**, Group 6, suffix **.../HB6**, Group 7, suffix **.../HB7**, Leather, suffix **.../HBL**

Base Options



.../CL

.../C

Back Options



.../FB

.../HB



Luca

Upholstered Stool



This exciting range activates a fun and vibrant finish into the working environment. Perfect for use within breakout and reception areas, its stackable ability offers multiple seating additions, with a space saving solution when not in use.



Luca

Low Stool

Low Stool: Upholstered stoolt - Stackable units - Protective feet

 Qualifies for Chair in a Box Delivery Service, see page 8



Low Stool

590w x 480d x 480h x 465sh



LUC

Conference / Meeting Tables

Various Conference / Meeting Ranges, Storage and Accessories



Taking inspiration from our core desking ranges, the Conference / Meeting portfolio delivers solutions and options that offer full flexibility, modern finishes and budgets to suit. Each table within the collection can be specified with wire management options and surface mounted power, data, and USB charging modules.

The introduction of timber framework into the portfolio with Lux Boardroom tables provides clients with a contemporary option to complement their workspace and make a lasting impression. The elegant Progress Plus Sit-Stand conference room table available in two configurations, with height adjustment of 650mm to 1280mm by use of a surface mounted touchpad, capable of accommodating up to 10 or 14 people.

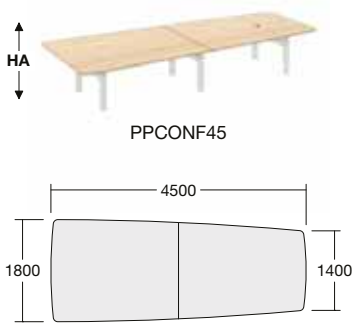


Conference / Meeting

Progress Plus Height Adjustable Conference Tables

3 Week Lead Time

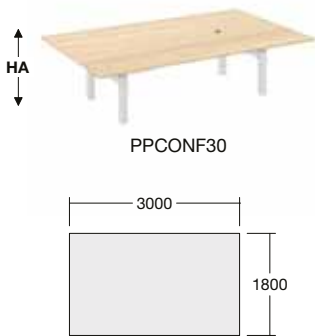
MFC: Available in Ash, Autumn Cherry, Beech, Chester Oak, English Walnut, Grey, Grey Nebraska Oak, Laurentii Wenge, Natural Nebraska Oak and White
Nanotech: Available in Black (2 Week Lead Time)
Edging: Add surcharge for Wenge, Black and Plywood Effect per top - Edging on 25mm White MFC and Black Nanotech only
Metalwork: Silver, Black Graphite and White



Progress Plus Electric Height Adjustable Half-Barrel Conference Table

- 3 week lead time.
- 2x 25mm top panels.
- Complete with horizontal cable trays.
- Sit / stand height adjustment of 650mm-1280mm via electronic up / down keypad situated on the desktop.
- Anti-collision as standard.

PPCONF45 - 4500w x 1800/1400d x 650-1280h
2x 2250mm Sections - Seating up to 14 People



Progress Plus Electric Height Adjustable Rectangular Conference Table

- 3 week lead time.
- 1x 25mm top panels.
- Complete with horizontal cable trays.
- Sit / stand height adjustment of 650mm-1280mm via electronic up / down keypad situated on the desktop.
- Anti-collision as standard.

PPCONF30 - 3000w x 1800d x 650-1280h
1x 3000mm Sections - Seating up to 10 People



Conference / Meeting

Aerofoil Fixed Height Conference Tables

MFC: Available in Ash, Autumn Cherry, Beech, Chester Oak, English Walnut, Grey, Grey Nebraska Oak, Laurentii Wenge, Natural Nebraska Oak and White
Nanotech: Available in Black (2 Week Lead Time) - *Nanotech on 25mm Desktops only*
Veneer: Available in Oak and Walnut (3 Week Lead Time)
Edging: Add surcharge for Wenge, Black and Plywood Effect per top - *Edging on 25mm White MFC and Black Nanotech only*
Metalwork: Silver, Black Graphite and White
Add surcharge for Praline, Olive Green, Atlantic Blue, Sapphire Blue, Mustard Yellow, Terracotta and Conker Brown (2 Week Lead Time)



ABT32

Aerofoil Boardroom Table

- Standard lead times.
- 2x 25mm top panels.
- Horizontal and vertical cable management.
- Barrel shaped top with elliptical base and silver extruded uprights.

ABT40 - 4000w x 1300d x 740h
2x 2000mm Sections - Seating up to 14 People

ABT38 - 3800w x 1300d x 740h
2x 1900mm Sections - Seating up to 12 People

ABT36 - 3600w x 1300d x 740h
2x 1800mm Sections - Seating up to 12 People

ABT34 - 3400w x 1300d x 740h
2x 1700mm Sections - Seating up to 10 People

ABT32 - 3200w x 1300d x 740h
2x 1600mm Sections - Seating up to 10 People



ABT26

Aerofoil Boardroom Table

- Standard lead times.
- 25mm top panel.
- Horizontal and vertical cable management.
- Barrel shaped top with elliptical base and silver extruded uprights.

ABT30 - 3000w x 1300d x 740h
1x 3000mm Section - Seating up to 10 People

ABT28 - 2800w x 1300d x 740h
1x 2800mm Section - Seating up to 8 People

ABT26 - 2600w x 1300d x 740h
1x 2600mm Section - Seating up to 8 People

Conference / Meeting

Lux Conference and Meeting Tables

2 Week Lead Time

MFC:	Available in Ash, Autumn Cherry, Beech, Chester Oak, English Walnut, Grey, Grey Nebraska Oak, Laurentii Wenge, Natural Nebraska Oak and White
Nanotech:	Available in Black (2 Week Lead Time)
Veneer:	Available in Oak and Walnut (3 Week Lead Time)
Edging:	Add surcharge for Wenge, Black and Plywood Effect per top - Edging on 25mm White MFC and Black Nanotech only
Metalwork:	Silver, Black Graphite and White
Additional:	Standard corners (no suffix) - Add surcharge for radiused corners (suffix .../RC (page 260))



LUXOCT2800/ASL

Lux Octagonal Conference Table

- 2 week lead time.
- 25mm top panel.
- Tapered legs with adjustable levelling feet and steel sub-frame.

LUXOCT2800... - 2800w x 1200d x 740h
1x 2800mm Section - Seating up to 10 People

LUXOCT2600... - 2600w x 1200d x 740h
1x 2600mm Section - Seating up to 8 People

LUXOCT2400... - 2400w x 1000d x 740h
1x 2400mm Section - Seating up to 8 People

Finishes: Ash (.../ASL) Legs
Add surcharge for Stained Walnut (.../WAL), Stained Espresso (.../ESL), Stained Wenge (.../WEL), Stained Grey (.../GYL), Stained Black (.../BKL) and White (.../WHL) Legs



LUXMT32/12/ASL

Lux Rectangular Meeting Table

- 2 week lead time.
- 2x 25mm top panels.
- Tapered legs with adjustable levelling feet and steel sub-frame.
- Available with radiused corners (see 'Additional' above).

LUXMT48/16... - 2x Sections - 4800w x 1600d x 740h
LUXMT44/16... - 2x Sections - 4400w x 1600d x 740h
LUXMT40/16... - 2x Sections - 4000w x 1600d x 740h
LUXMT36/16... - 2x Sections - 3600w x 1600d x 740h
LUXMT32/16... - 2x Sections - 3200w x 1600d x 740h
LUXMT30/16... - 2x Sections - 3000w x 1600d x 740h

LUXMT48/14... - 2x Sections - 4800w x 1400d x 740h
LUXMT44/14... - 2x Sections - 4400w x 1400d x 740h
LUXMT40/14... - 2x Sections - 4000w x 1400d x 740h
LUXMT36/14... - 2x Sections - 3600w x 1400d x 740h
LUXMT32/14... - 2x Sections - 3200w x 1400d x 740h
LUXMT30/14... - 2x Sections - 3000w x 1400d x 740h

LUXMT48/12... - 2x Sections - 4800w x 1200d x 740h
LUXMT44/12... - 2x Sections - 4400w x 1200d x 740h
LUXMT40/12... - 2x Sections - 4000w x 1200d x 740h
LUXMT36/12... - 2x Sections - 3600w x 1200d x 740h
LUXMT32/12... - 2x Sections - 3200w x 1200d x 740h
LUXMT30/12... - 2x Sections - 3000w x 1200d x 740h

LUXMT48/10... - 2x Sections - 4800w x 1000d x 740h
LUXMT44/10... - 2x Sections - 4400w x 1000d x 740h
LUXMT40/10... - 2x Sections - 4000w x 1000d x 740h
LUXMT36/10... - 2x Sections - 3600w x 1000d x 740h
LUXMT32/10... - 2x Sections - 3200w x 1000d x 740h
LUXMT30/10... - 2x Sections - 3000w x 1000d x 740h

Finishes: Ash (.../ASL) Legs
Add surcharge for Stained Walnut (.../WAL), Stained Espresso (.../ESL), Stained Wenge (.../WEL), Stained Grey (.../GYL), Stained Black (.../BKL) and White (.../WHL) Legs

Conference / Meeting

Lux Meeting Tables

2 Week Lead Time

MFC:	Available in Ash, Autumn Cherry, Beech, Chester Oak, English Walnut, Grey, Grey Nebraska Oak, Laurentii Wenge, Natural Nebraska Oak and White
Nanotech:	Available in Black (2 Week Lead Time)
Veneer:	Available in Oak and Walnut (3 Week Lead Time)
Edging:	Add surcharge for Wenge, Black and Plywood Effect per top - Edging on 25mm White MFC and Black Nanotech only
Metalwork:	Silver, Black Graphite and White
Additional:	Standard corners (no suffix) - Add surcharge for radiused corners (suffix .../RC (page 260))



LUXMT16/12/ASL

Lux Rectangular Meeting Table

- 2 week lead time. • 25mm top panel.
- Tapered legs with adjustable levelling feet and steel sub-frame.
- Available with radiused corners (see 'Additional' above).

LUXMT28/16...	- 1x Section - 2800w x 1600d x 740h
LUXMT26/16...	- 1x Section - 2600w x 1600d x 740h
LUXMT24/16...	- 1x Section - 2400w x 1600d x 740h
LUXMT22/16...	- 1x Section - 2200w x 1600d x 740h
LUXMT20/16...	- 1x Section - 2000w x 1600d x 740h
LUXMT18/16...	- 1x Section - 1800w x 1600d x 740h

LUXMT28/14...	- 1x Section - 2800w x 1400d x 740h
LUXMT26/14...	- 1x Section - 2600w x 1400d x 740h
LUXMT24/14...	- 1x Section - 2400w x 1400d x 740h
LUXMT22/14...	- 1x Section - 2200w x 1400d x 740h
LUXMT20/14...	- 1x Section - 2000w x 1400d x 740h
LUXMT18/14...	- 1x Section - 1800w x 1400d x 740h
LUXMT16/14...	- 1x Section - 1600w x 1400d x 740h

LUXMT28/12...	- 1x Section - 2800w x 1200d x 740h
LUXMT26/12...	- 1x Section - 2600w x 1200d x 740h
LUXMT24/12...	- 1x Section - 2400w x 1200d x 740h
LUXMT22/12...	- 1x Section - 2200w x 1200d x 740h
LUXMT20/12...	- 1x Section - 2000w x 1200d x 740h
LUXMT18/12...	- 1x Section - 1800w x 1200d x 740h
LUXMT16/12...	- 1x Section - 1600w x 1200d x 740h
LUXMT14/12...	- 1x Section - 1400w x 1200d x 740h

LUXMT28/10...	- 1x Section - 2800w x 1000d x 740h
LUXMT26/10...	- 1x Section - 2600w x 1000d x 740h
LUXMT24/10...	- 1x Section - 2400w x 1000d x 740h
LUXMT22/10...	- 1x Section - 2200w x 1000d x 740h
LUXMT20/10...	- 1x Section - 2000w x 1000d x 740h
LUXMT18/10...	- 1x Section - 1800w x 1000d x 740h
LUXMT16/10...	- 1x Section - 1600w x 1000d x 740h
LUXMT14/10...	- 1x Section - 1400w x 1000d x 740h
LUXMT12/10...	- 1x Section - 1200w x 1000d x 740h

Finishes: Ash (.../ASL) Legs
Add surcharge for Stained Walnut (.../WAL), Stained Espresso (.../ESL), Stained Wenge (.../WEL), Stained Grey (.../GYL), Stained Black (.../BKL) and White (.../WHL) Legs



LUXMT16/16/ASL

Lux Square Meeting Table

- 2 week lead time. • 25mm top panel.
- Tapered legs with adjustable levelling feet and steel sub-frame.
- Available with radiused corners (see 'Additional' above).

LUXMT20/20...	- 2000w x 2000d x 740h
LUXMT18/18...	- 1800w x 1800d x 740h
LUXMT16/16...	- 1600w x 1600d x 740h
LUXMT14/14...	- 1400w x 1400d x 740h
LUXMT12/12...	- 1200w x 1200d x 740h
LUXMT10/10...	- 1000w x 1000d x 740h

Finishes: Ash (.../ASL) Legs
Add surcharge for Stained Walnut (.../WAL), Stained Espresso (.../ESL), Stained Wenge (.../WEL), Stained Grey (.../GYL), Stained Black (.../BKL) and White (.../WHL) Legs

Conference / Meeting

Lux Meeting Tables

2 Week Lead Time

MFC:	Available in Ash, Autumn Cherry, Beech, Chester Oak, English Walnut, Grey, Grey Nebraska Oak, Laurentii Wenge, Natural Nebraska Oak and White
Nanotech:	Available in Black (2 Week Lead Time)
Veneer:	Available in Oak and Walnut (3 Week Lead Time)
Edging:	Add surcharge for Wenge, Black and Plywood Effect per top - Edging on 25mm White MFC and Black Nanotech only
Metalwork:	Silver, Black Graphite and White



LUXMT/CIR16/ASL

Lux Circular Meeting Table

- 2 week lead time.
- 25mm top panel.
- Tapered legs with adjustable levelling feet and steel sub-frame.

LUXMT/CIR20...	- 2000w (dia) x 740h
LUXMT/CIR18...	- 1800w (dia) x 740h
LUXMT/CIR16...	- 1600w (dia) x 740h
LUXMT/CIR14...	- 1400w (dia) x 740h
LUXMT/CIR12...	- 1200w (dia) x 740h
LUXMT/CIR10...	- 1000w (dia) x 740h

Finishes:

Ash (.../ASL) Legs

Add surcharge for Stained Walnut (.../WAL), Stained Espresso (.../ESL), Stained Wenge (.../WEL), Stained Grey (.../GYL), Stained Black (.../BKL) and White (.../WHL) Legs



LUXB16/16/ASL/RC

Lux Optional Radiused Corners

- 2 week lead time.
- Adds a radius to 4 corners of specific Lux workstations.
- Suffix .../RC to the end of relevant Lux codes.

.../RC - Radiused Corners



Conference / Meeting

Reflex Conference and Meeting Tables

2 Week Lead Time

MFC: Available in Ash, Autumn Cherry, Beech, Chester Oak, English Walnut, Grey, Grey Nebraska Oak, Laurentii Wenge, Natural Nebraska Oak and White
Nanotech: Available in Black (2 Week Lead Time)
Veneer: Available in Oak and Walnut (3 Week Lead Time)
Edging: Add surcharge for Wenge, Black and Plywood Effect per top - Edging on 25mm White MFC and Black Nanotech only
Metalwork: Silver, Black Graphite and White - Add surcharge for Chrome Effect and Raw
Add surcharge for Praline, Olive Green, Atlantic Blue, Sapphire Blue, Mustard Yellow, Terracotta and Conker Brown



ROCT3000

Reflex Octagonal Conference Table

- 2 week lead time.
- 25mm top panel.
- Shared centre legs.
- Tapered angled legs with steel sub-frame.
- Adjustable levelling feet.

ROCT3000 - 3000w x 1400d x 740h
1x 3000mm Section - Seating up to 10 People



ROCT2800

Reflex Octagonal Conference Table

- 2 week lead time.
- 25mm top panel.
- Tapered angled legs with steel sub-frame.
- Adjustable levelling feet.

ROCT2800 - 2800w x 1200d x 740h
1x 2800mm Section - Seating up to 10 People

ROCT2600 - 2600w x 1200d x 740h
1x 2600mm Section - Seating up to 8 People

ROCT2400 - 2400w x 1000d x 740h
1x 2400mm Section - Seating up to 8 People



RMT32/12

Reflex Rectangular Meeting Table

- 2 week lead time.
- 2x 25mm top panels.
- Shared centre legs.
- Tapered angled legs with steel sub-frame.
- Adjustable levelling feet.

RMT48/14 - 2x Sections - 4800w x 1400d x 740h
RMT44/14 - 2x Sections - 4400w x 1400d x 740h
RMT40/14 - 2x Sections - 4000w x 1400d x 740h
RMT36/14 - 2x Sections - 3600w x 1400d x 740h
RMT32/14 - 2x Sections - 3200w x 1400d x 740h
RMT30/14 - 2x Sections - 3000w x 1400d x 740h

RMT48/12 - 2x Sections - 4800w x 1200d x 740h
RMT44/12 - 2x Sections - 4400w x 1200d x 740h
RMT40/12 - 2x Sections - 4000w x 1200d x 740h
RMT36/12 - 2x Sections - 3600w x 1200d x 740h
RMT32/12 - 2x Sections - 3200w x 1200d x 740h
RMT30/12 - 2x Sections - 3000w x 1200d x 740h

RMT48/10 - 2x Sections - 4800w x 1000d x 740h
RMT44/10 - 2x Sections - 4400w x 1000d x 740h
RMT40/10 - 2x Sections - 4000w x 1000d x 740h
RMT36/10 - 2x Sections - 3600w x 1000d x 740h
RMT32/10 - 2x Sections - 3200w x 1000d x 740h
RMT30/10 - 2x Sections - 3000w x 1000d x 740h



Conference / Meeting

Reflex Meeting Tables

2 Week Lead Time

MFC: Available in Ash, Autumn Cherry, Beech, Chester Oak, English Walnut, Grey, Grey Nebraska Oak, Laurentii Wenge, Natural Nebraska Oak and White
Nanotech: Available in Black (2 Week Lead Time)
Veneer: Available in Oak and Walnut (3 Week Lead Time)
Edging: Add surcharge for Wenge, Black and Plywood Effect per top - Edging on 25mm White MFC and Black Nanotech only
Metalwork: Silver, Black Graphite and White - Add surcharge for Chrome Effect and Raw
Add surcharge for Praline, Olive Green, Atlantic Blue, Sapphire Blue, Mustard Yellow, Terracotta and Conker Brown



RMT16/12

Reflex Rectangular Meeting Table

- 2 week lead time.
- 25mm top panel.
- Tapered angled legs with steel sub-frame.
- Adjustable levelling feet.

RMT28/14 - 1x Section - 2800w x 1400d x 740h
RMT26/14 - 1x Section - 2600w x 1400d x 740h
RMT24/14 - 1x Section - 2400w x 1400d x 740h
RMT22/14 - 1x Section - 2200w x 1400d x 740h
RMT20/14 - 1x Section - 2000w x 1400d x 740h
RMT18/14 - 1x Section - 1800w x 1400d x 740h
RMT16/14 - 1x Section - 1600w x 1400d x 740h

RMT28/12 - 1x Section - 2800w x 1200d x 740h
RMT26/12 - 1x Section - 2600w x 1200d x 740h
RMT24/12 - 1x Section - 2400w x 1200d x 740h
RMT22/12 - 1x Section - 2200w x 1200d x 740h
RMT20/12 - 1x Section - 2000w x 1200d x 740h
RMT18/12 - 1x Section - 1800w x 1200d x 740h
RMT16/12 - 1x Section - 1600w x 1200d x 740h
RMT14/12 - 1x Section - 1400w x 1200d x 740h

RMT28/10 - 1x Section - 2800w x 1000d x 740h
RMT26/10 - 1x Section - 2600w x 1000d x 740h
RMT24/10 - 1x Section - 2400w x 1000d x 740h
RMT22/10 - 1x Section - 2200w x 1000d x 740h
RMT20/10 - 1x Section - 2000w x 1000d x 740h
RMT18/10 - 1x Section - 1800w x 1000d x 740h
RMT16/10 - 1x Section - 1600w x 1000d x 740h
RMT14/10 - 1x Section - 1400w x 1000d x 740h
RMT12/10 - 1x Section - 1200w x 1000d x 740h



RMT16/16

Reflex Square Meeting Table

- 2 week lead time.
- 25mm top panel.
- Tapered angled legs with steel sub-frame.
- Adjustable levelling feet.

RMT20/20 - 2000w x 2000d x 740h
RMT18/18 - 1800w x 1800d x 740h
RMT16/16 - 1600w x 1600d x 740h
RMT14/14 - 1400w x 1400d x 740h
RMT12/12 - 1200w x 1200d x 740h
RMT10/10 - 1000w x 1000d x 740h



RMT/CIR16

Reflex Circular Meeting Table

- 2 week lead time.
- 25mm top panel.
- Tapered angled legs with steel sub-frame.
- Adjustable levelling feet.

RMT/CIR20 - 2000w (dia) x 740h
RMT/CIR18 - 1800w (dia) x 740h
RMT/CIR16 - 1600w (dia) x 740h
RMT/CIR14 - 1400w (dia) x 740h
RMT/CIR12 - 1200w (dia) x 740h
RMT/CIR10 - 1000w (dia) x 740h

Conference / Meeting

Reflex and Lux Accessories

2 Week Lead Time

Metalwork:

Silver, Black Graphite and White - Add surcharge for Chrome Effect and Raw
 Add surcharge for Praline, Olive Green, Atlantic Blue, Sapphire Blue, Mustard Yellow, Terracotta and Conker Brown



LCTR16
 Illustrated in red



LCTR16
 Illustrated in red

Lux and Reflex Meeting Cable Tray

- 2 week lead time. • Compatible with all Lux and Reflex conference / meeting tables.
- High capacity cable management system neatly conceals power, data and telecom cables through a hinged cable management tray. • Cable trays are 230mm deep and 80mm high.

- | | | |
|---------------|--|--------------|
| LCTO30 | - For ROCT3000 | - 1200w (2x) |
| LCTO28 | - For LUXOCT2800 and ROCT2800 | - 1100w (2x) |
| LCTO26 | - For LUXOCT2600 and ROCT2600 | - 1000w (2x) |
| LCTO24 | - For LUXOCT2400 and ROCT2400 | - 900w (2x) |
| LCTR48 | - For 4800w Rectangular Meeting | - 900w (4x) |
| LCTR44 | - For 4400w Rectangular Meeting | - 800w (4x) |
| LCTR40 | - For 4000w Rectangular Meeting | - 1500w (2x) |
| LCTR36 | - For 3600w Rectangular Meeting | - 1300w (2x) |
| LCTR32 | - For 3200w Rectangular Meeting | - 1100w (2x) |
| LCTR30 | - For 3000w Rectangular Meeting | - 1000w (2x) |
| LCTR28 | - For 2800w Rectangular Meeting | - 1100w (2x) |
| LCTR26 | - For 2600w Rectangular Meeting | - 1000w (2x) |
| LCTR24 | - For 2400w Rectangular Meeting | - 900w (2x) |
| LCTR22 | - For 2200w Rectangular Meeting | - 800w (2x) |
| LCTR20 | - For 2000w Rectangular Meeting | - 1500w |
| LCTR18 | - For 1800w Rectangular Meeting | - 1300w |
| LCTR16 | - For 1600w Rectangular Meeting | - 1100w |
| LCTR14 | - For 1400w Rectangular Meeting | - 900w |
| LCTR12 | - For 1200w Rectangular Meeting | - 700w |
| LCTS20 | - For 2000w Square Meeting | - 1500w |
| LCTS18 | - For 1800w Square Meeting | - 1300w |
| LCTS16 | - For 1600w Square Meeting | - 1100w |
| LCTS14 | - For 1400w Square Meeting | - 900w |
| LCTS12 | - For 1200w Square Meeting | - 700w |
| LCTS10 | - For 1000w Square Meeting | - 500w |
| LCTC18 | - For 2000w and 1800w Circular Meeting | - 900w |
| LCTC16 | - For 1600w Circular Meeting | - 700w |
| LCTC14 | - For 1400w Circular Meeting | - 600w |
| LCTC12 | - For 1200w Circular Meeting | - 500w |



Conference / Meeting

Qube Fixed Height Meeting Tables

MFC:	Available in Ash, Autumn Cherry, Beech, Chester Oak, English Walnut, Grey, Grey Nebraska Oak, Laurentii Wenge, Natural Nebraska Oak and White
Nanotech:	Available in Black (2 Week Lead Time)
Veneer:	Available in Oak and Walnut (3 Week Lead Time)
Edging:	Add surcharge for Wenge, Black and Plywood Effect per top - Edging on 25mm White MFC and Black Nanotech only
Metalwork:	Silver, Black Graphite and White



QUBR32/16

Qube Rectangular Meeting Table with Double Square Base

- Standard lead times. • 2x 25mm top panels and 2x bases. • Metal corner upright.
- Column base finished in the same MFC as specified for table top.
- Wire managed base, 2x 80mm apertures, located within the column.

QUBR32/16 - 3200w x 1600d x 740h

QUBR32/14 - 3200w x 1400d x 740h



QUBR32/12

Qube Rectangular Meeting Table with Triple Square Base

- Standard lead times. • 2x 25mm top panels and 3x bases. • Metal corner upright.
- Column base finished in the same MFC as specified for table top.
- Wire managed base, 3x 80mm apertures, located within the column.

QUBR32/12 - 3200w x 1200d x 740h

QUBR32/10 - 3200w x 1000d x 740h



QUBR28/12

Qube Rectangular Meeting Table with Double Square Base

- Standard lead times. • 25mm top panel. • Metal corner upright.
- Column base finished in the same MFC as specified for table top.
- Wire managed base, 2x 80mm apertures, located within the column.

QUBR28/16 - 2800w x 1600d x 740h

QUBR24/16 - 2400w x 1600d x 740h

QUBR28/14 - 2800w x 1400d x 740h

QUBR24/14 - 2400w x 1400d x 740h

QUBR28/12 - 2800w x 1200d x 740h

QUBR24/12 - 2400w x 1200d x 740h

QUBR28/10 - 2800w x 1000d x 740h

QUBR24/10 - 2400w x 1000d x 740h



QUBR20/12

Qube Rectangular Meeting Table

- Standard lead times. • 25mm top panel. • Metal corner upright.
- Column base finished in the same MFC as specified for table top.
- Wire managed base, 80mm aperture, located within the column.

QUBR20/16 - 2000w x 1600d x 740h

QUBR20/14 - 2000w x 1400d x 740h

QUBR20/12 - 2000w x 1200d x 740h

QUBR20/10 - 2000w x 1000d x 740h



QUBS12/12

Qube Square Meeting Table

- Standard lead times. • 25mm top panel. • Metal corner upright.
- Column base finished in the same MFC as specified for table top.
- Wire managed base, 80mm aperture, located within the column.

QUBS16/16 - 1600w x 1600d x 740h

QUBS14/14 - 1400w x 1400d x 740h

QUBS12/12 - 1200w x 1200d x 740h

QUBS10/10 - 1000w x 1000d x 740h

Conference / Meeting

Flare Boardroom Storage Unit

MFC:	Available in Ash, Autumn Cherry, Beech, Chester Oak, English Walnut, Grey, Grey Nebraska Oak, Laurentii Wenge, Natural Nebraska Oak and White
Nanotech:	Available in Black (2 Week Lead Time)
Veneer:	Available in Oak and Walnut (3 Week Lead Time)
Coloured:	Specific items available in Praline, Olive Green, Atlantic Blue, Sapphire Blue, Mustard Yellow, Terracotta and Conker Brown (3 Week Lead Time)
Edging:	Add surcharge for Wenge, Black and Plywood Effect per top - Edging on 25mm White MFC and Black Nanotech only



FLA7/5/D4



FLA7/5/D3



FLA7/5/D2

Flare Boardroom Storage Unit

- Standard lead time. • 25mm top panel. • 2 / 3 / 4x soft close hinged door mechanisms. • Lockable, includes 2x keys.
- All units supplied with 1 piece top and bottom. • Contrasting doors available on MFC and Black Nanotech only.
- Alternative handles available (see desking guide). • Additional shelves available (page 262).

4 Doors with 2x Adjustable Shelves

- FLA9/6/D4...** - 2000w x 600d x 900h
FLA9/5/D4... - 2000w x 500d x 900h

- FLA7/6/D4...** - 2000w x 600d x 740h
FLA7/5/D4... - 2000w x 500d x 740h

3 Doors with 2x Adjustable Shelves

- FLA9/6/D3...** - 1500w x 600d x 900h
FLA9/5/D3... - 1500w x 500d x 900h

- FLA7/6/D3...** - 1500w x 600d x 740h
FLA7/5/D3... - 1500w x 500d x 740h

2 Doors with 1x Adjustable Shelf

- FLA9/6/D2...** - 1000w x 600d x 900h
FLA9/5/D2... - 1000w x 500d x 900h

- FLA7/6/D2...** - 1000w x 600d x 740h
FLA7/5/D2... - 1000w x 500d x 740h

Finishes:	Silver (.../SF), Black Graphite (.../BGF) and White (.../WF) Legs Add surcharge for Raw Metalwork (.../RF), Black (.../BF), Praline (.../PLF), Olive Green (.../OVF), Atlantic Blue (.../ABF), Sapphire Blue (.../SBF), Mustard Yellow (.../MYF), Terracotta (.../TCF), Conker Brown (.../CBF), Chrome Effect (.../CF) Legs
Finishes:	Standard MFC Contrasting Door Finish (.../CON) Add surcharge (on MFC) per door for Coloured MFC Contrasting Door Finish (.../CON) Add surcharge (on MFC) per door for Nanotech Contrasting Door Finish (.../CON) <i>Further information required, contact Customer Services for a specification form</i>
Handles:	Standard Handles Add surcharge per door for Push release Open/Close Mechanism (.../PH)
Additional:	Add surcharge per Fridge Cut-Out on 600d Double Door Sections only (.../FDG) (page 266)



Showing Push release Open/Close Mechanism

Conference / Meeting

Combined Boardroom Storage Unit and Accessories

MFC:	Available in Ash, Autumn Cherry, Beech, Chester Oak, English Walnut, Grey, Grey Nebraska Oak, Laurentii Wenge, Natural Nebraska Oak and White
Nanotech:	Available in Black (2 Week Lead Time)
Veneer:	Available in Oak and Walnut (3 Week Lead Time)
Coloured:	Specific items available in Praline, Olive Green, Atlantic Blue, Sapphire Blue, Mustard Yellow, Terracotta and Conker Brown (3 Week Lead Time)
Edging:	Add surcharge for Wenge, Black and Plywood Effect per top - Edging on 25mm White MFC and Black Nanotech only



CSU7/5/D4

Combined Storage Unit

- Standard lead time.
- 25mm top panel.
- 2 / 3 / 4x soft close hinged door mechanisms.
- Lockable, includes 2x keys.
- 1000w and 1500w units supplied with 1 piece top and bottom.
- 2000w units supplied with 1 piece top and 2 piece bottom.
- Contrasting doors available on MFC and Black Nanotech only.
- Alternative handles available (see Desking guide).
- Additional shelves available (see below).

4 Doors with 2x Adjustable Shelves

- CSU9/6/D4** - 2000w x 600d x 900h
- CSU9/5/D4** - 2000w x 500d x 900h



- CSU7/6/D4** - 2000w x 600d x 740h
- CSU7/5/D4** - 2000w x 500d x 740h

3 Doors with 2x Adjustable Shelves

- CSU9/6/D3** - 1500w x 600d x 900h
- CSU9/5/D3** - 1500w x 500d x 900h

CSU7/5/D3

- CSU7/6/D3** - 1500w x 600d x 740h
- CSU7/5/D3** - 1500w x 500d x 740h

2 Doors with 1x Adjustable Shelf

- CSU9/6/D2** - 1000w x 600d x 900h
- CSU9/5/D2** - 1000w x 500d x 900h



CSU7/5/D2

- CSU7/6/D2** - 1000w x 600d x 740h
- CSU7/5/D2** - 1000w x 500d x 740h

Finishes:	Standard MFC Contrasting Door Finish (.../CON) Add surcharge (on MFC) per door for Coloured MFC Contrasting Door Finish (.../CON) Add surcharge (on MFC) per door for Nanotech Contrasting Door Finish (.../CON) <i>Further information required, contact Customer Services for a specification form</i>
Handles:	Standard Handles Add surcharge per door for Push release Open/Close Mechanism (.../PH)
Additional:	Add surcharge per Fridge Cut-Out on 600d Double Door Sections only (.../FDG) (see below)



FLA7/6/D2/FDG1

Flare Boardroom and Combined Storage Unit Cut-Out for Fridge

- Standard lead time.
- Applies a cut-out to the chosen back section of the 600d Double Door Section of the unit only.
- Extra panels are added to divide the remaining internal space.
- To apply a fridge cut-out to the 600d Flare Boardroom and Combined Storage Units, suffix .../FDG to your chosen unit and refer to the '123' guide below.
- Section numbers always start from left-hand section.

- .../FDG1** - Cut-Out in Section 1 on 2, 3 and 4 Door Units
- .../FDG2** - Cut-Out in Section 2 on 2, 3 and 4 Door Units
- .../FDG3** - Cut-Out in Section 3 on 4 Door Units
- .../FDG4** - Cut-Out in Section 4 on 4 Door Units



- A Section 1**
- B Section 2**
- C Section 3**
- D Section 4**

Flare Boardroom and Combined Storage Unit Adjustable Shelves

- Standard lead time.



CSU/5/S/D2

- CSU/5/S/D1** - For Single Section 3 Door 500d Units - 472w x 408d x 18h
- CSU/5/S/D2** - For 2 / 4 Door 500d Units - 963w x 408d x 18h
- CSU/5/S/D3** - For Double Section 3 Door 500d Units - 972w x 408d x 18h
- CSU/6/S/D1** - For Single Section 3 Door 600d Units - 472w x 508d x 18h
- CSU/6/S/D2** - For 2 / 4 Door 600d Units - 963w x 508d x 18h
- CSU/6/S/D3** - For Double Section 3 Door 600d Units - 972w x 508d x 18h

Conference / Meeting

Mobile Whiteboard Unit

Metalwork:

Silver, Black Graphite and White

Add surcharge for Praline, Olive Green, Atlantic Blue, Sapphire Blue, Mustard Yellow, Terracotta and Conker Brown (2 Week Lead Time)

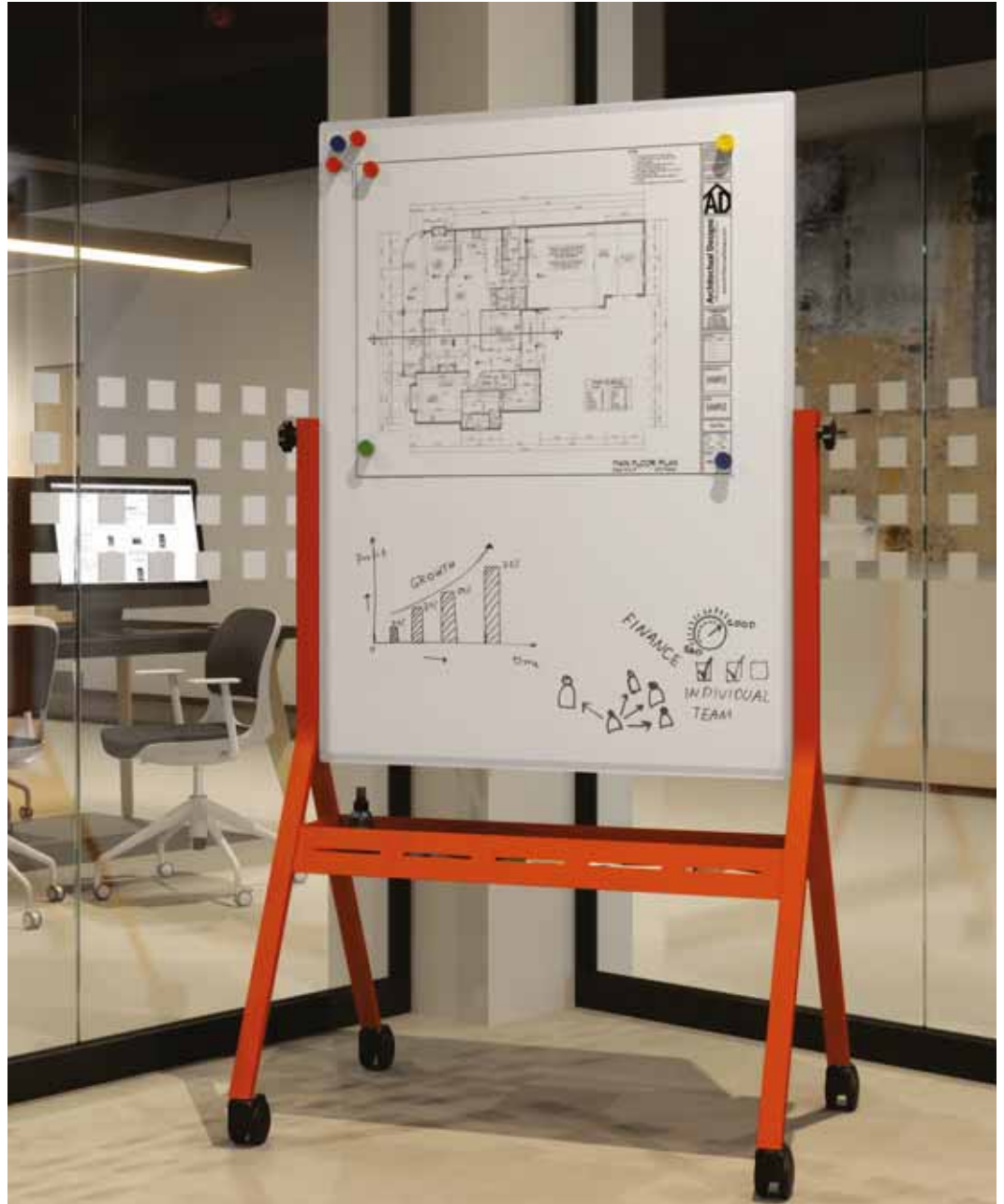


MWBP

Mobile Portrait Whiteboard Unit

- Standard lead time.
- Mobile drywipe whiteboard.
- Portrait (900w x 1200h) orientation.
- 360 degree rotation.
- Magnetic.
- Storage tray.
- 2x locking castors.

MWBP - 1000w x 620d x 1850h



MWBL


Mobile Landscape Whiteboard Unit

- Standard lead time.
- Mobile drywipe whiteboard.
- Landscape (1200w x 900h) orientation.
- 360 degree rotation.
- Magnetic.
- Storage tray.
- 2x locking castors.

MWBL - 1300w x 620d x 1700h

Benches

Alto, Harmony, Loco, Cubeform, Lux and Forte Ranges



With the increase of employers seeking a more diverse, intelligent approach to desking and agile working, our Bench portfolio has been designed to provide an alternative place of working, meeting and collaborating with a range of solutions to suit all environments and requirements. For use as in-office touchdown points, a number of bench tables are offered at 740mm high with complementing bench seats.



Benches

Alto Canopy

MFC:	Available in Ash, Autumn Cherry, Beech, Chester Oak, English Walnut, Grey, Grey Nebraska Oak, Laurentii Wenge, Natural Nebraska Oak and White
Nanotech:	Available in Black (2 Week Lead Time) - Undercut Edging detail option available (Contact Customer Services)
Veneer:	Available in Oak and Walnut (3 Week Lead Time)
Solid Wood:	Available in Oak (3 Week Lead Time) - Tops are 32mm thick
Edging:	Add surcharge for Wenge, Black and Plywood Effect per top - Edging on 25mm White MFC and Black Nanotech only
Metalwork:	Silver, Black Graphite and White - Add surcharge for Chrome Effect and Raw Add surcharge for Praline, Olive Green, Atlantic Blue, Sapphire Blue, Mustard Yellow, Terracotta and Conker Brown (2 week lead time)



ABC24/12

Alto Canopy High Bench with Support Frame

- Standard lead times. • 3 week lead time on Benches with Nanotech, Veneer and Solid Oak.
- 25mm MFC, Nanotech and Veneer top panels and 32mm Solid Oak top panels, all with radiused corners.
- Heavy duty 'A' frame canopy legs with cross bracing frame. • Mesh canopy.
- MFC, Nanotech and Veneer desktops are 1050h and Solid Oak desktops are 1057h.
- Available with undercut edging detail (Nanotech only - contact customer services).
- Available with optional Lighting Kit (page 171).

ABC28/12 - 2800w x 1200d x 2100h

ABC26/12 - 2600w x 1200d x 2100h

ABC24/12 - 2400w x 1200d x 2100h



ABC24/12/INT

Alto Canopy High Bench with Support Frame and Shared Intermediate Leg

- Standard lead times. • 3 week lead time on Benches with Nanotech, Veneer and Solid Oak.
- 25mm MFC, Nanotech and Veneer top panels and 32mm Solid Oak top panels, all with radiused corners.
- Heavy duty 'A' frame canopy legs with cross bracing frame. • Mesh canopy.
- MFC, Nanotech and Veneer desktops are 1050h and Solid Oak desktops are 1057h.
- Available with undercut edging detail (Nanotech only - contact customer services).
- Available with optional Lighting Kit (page 171).

ABC28/12/INT - 2800w x 1200d x 2100h

ABC26/12/INT - 2600w x 1200d x 2100h

ABC24/12/INT - 2400w x 1200d x 2100h



Benches

Alto Canopy

MFC:	Available in Ash, Autumn Cherry, Beech, Chester Oak, English Walnut, Grey, Grey Nebraska Oak, Laurentii Wenge, Natural Nebraska Oak and White
Nanotech:	Available in Black (2 Week Lead Time) - Undercut Edging detail option available (Contact Customer Services)
Veneer:	Available in Oak and Walnut (3 Week Lead Time)
Solid Wood:	Available in Oak (3 Week Lead Time) - Tops are 32mm thick
Edging:	Add surcharge for Wenge, Black and Plywood Effect per top - Edging on 25mm White MFC and Black Nanotech only
Metalwork:	Silver, Black Graphite and White - Add surcharge for Chrome Effect and Raw Add surcharge for Praline, Olive Green, Atlantic Blue, Sapphire Blue, Mustard Yellow, Terracotta and Conker Brown (2 week lead time)



ABCL24/12

Alto Canopy Low Bench

- Standard lead times. • 3 week lead time on Benches with Nanotech, Veneer and Solid Oak.
- 25mm MFC, Nanotech and Veneer top panels and 32mm Solid Oak top panels, all with radiused corners.
- Heavy duty 'A' frame canopy legs. • Mesh canopy.
- MFC, Nanotech and Veneer desktops are 740h and Solid Oak desktops are 747h.
- Available with undercut edging detail (Nanotech only - contact customer services).
- Available with optional Lighting Kit (page 171).

ABCL28/12 - 2800w x 1200d x 2100h

ABCL26/12 - 2600w x 1200d x 2100h

ABCL24/12 - 2400w x 1200d x 2100h



ABCL24/12/INT

Alto Canopy Low Bench with Shared Intermediate Leg

- Standard lead times. • 3 week lead time on Benches with Nanotech, Veneer and Solid Oak.
- 25mm MFC, Nanotech and Veneer top panels and 32mm Solid Oak top panels, all with radiused corners.
- Heavy duty 'A' frame canopy legs. • Mesh canopy.
- MFC, Nanotech and Veneer desktops are 740h and Solid Oak desktops are 747h.
- Available with undercut edging detail (Nanotech only - contact customer services).
- Available with optional Lighting Kit (page 171).

ABCL28/12/INT - 2800w x 1200d x 2100h

ABCL26/12/INT - 2600w x 1200d x 2100h

ABCL24/12/INT - 2400w x 1200d x 2100h



ABCL24/12/C

Alto Canopy Low Bench with Castors

- Standard lead times. • 3 week lead time on Benches with Nanotech, Veneer and Solid Oak.
- 25mm MFC, Nanotech and Veneer top panels and 32mm Solid Oak top panels, all with radiused corners.
- Heavy duty 'A' frame canopy legs. • 75mm grey rubber castors with brakes. • Mesh canopy.
- MFC, Nanotech and Veneer desktops are 740h and Solid Oak desktops are 747h.
- Available with undercut edging detail (Nanotech only - contact customer services).
- Available with optional Lighting Kit (page 171).

ABCL28/12/C - 2800w x 1200d x 2100h

ABCL26/12/C - 2600w x 1200d x 2100h

ABCL24/12/C - 2400w x 1200d x 2100h



Benches

Alto Canopy Accessories

Metalwork:

Silver, Black Graphite and White - Add surcharge for Chrome Effect and Raw
Add surcharge for Praline, Olive Green, Atlantic Blue, Sapphire Blue, Mustard Yellow, Terracotta and Conker Brown (2 week lead time)



ABC24/12

Alto Bench Canopy Lighting Kit

- Standard lead times.
- Non-retrofitable.
- Can be installed on all Alto Bench Canopies at point of purchase.
- Single switch to activate all 5 pendant lights at once.

.../LK



ABCCR

Bench Cable Riser

- Standard lead times.
- Single channel cable riser.

- ABCCR** - For Alto Bench Canopy with 1050/1057h Desktops
ABCLCR - For Alto Bench Canopy with 740/747h Desktops
ABCLCR/C - For Alto Bench Canopy with Castors and 740/747h Desktops
-



ABCCT28

Horizontal Cable Tray

- Standard lead times.
- Cable trays are 100mm deep and 110mm high.
- Tray can be positioned to the users side of the workstation or towards the rear.

- ABCCT28** - For 2800w Alto Bench Canopy - 2300w
ABCCT26 - For 2600w Alto Bench Canopy - 2100w
ABCCT24 - For 2400w Alto Bench Canopy - 1900w
-



LGT/B/ED1

Alto Canopy Edison Squirrel Light (ST64)

- Standard lead times.
- Replacement bulb.
- E27 ES LED cap size.
- 240 volts.
- 4 watts.
- Smoked spiral filament
- 100 lumen.
- 2000 Kelvin (extra warm / candle light).
- 15,000 hours nominal life.
- Bulb size 64w (dia) x 142h.

LGT/B/ED1



LGT/B/ED2

Alto Canopy Edison Globe Light (G125)

- Standard lead times.
- Replacement bulb.
- E27 ES LED cap size.
- 240 volts.
- 4 watts.
- Smoked spiral filament
- 100 lumen.
- 2000 Kelvin (extra warm / candle light).
- 15,000 hours nominal life.
- Bulb size 125w (dia) x 167h.

LGT/B/ED2

Benches

Alto Canopy Accessories




ABC/PLT1
(Multiple Plants Included)

Alto Canopy Bench Garland Pack


- Standard lead times. • Can be installed on all Alto Bench Canopies after purchase.
- Pack contains 3x Faux Ivy Garland Green Vines, 3x Faux Ivy Garland Green Variegated Vines and 4 x Faux Silk Silver Dollar Eucalyptus Garlands. • UV stable and wont fade in strong sunlight. • Maintenance free.
- Main stem can be moulded into position.

ABC/PLT1




Faux Ivy Garland Green Vine

- Realistic dark green leaf ivy with brown / green branch stems.
- 1830w x 160d.



Faux Ivy Garland Green Variegated Vine

- Realistic dark green leaf and cream tipped ivy with brown / green branch stems.
- 1830w x 160d.



Faux Silk Silver Dollar Eucalyptus Garland

- Green Lamb Ear garland with brown/green branch stems.
- 1950w x 160d.



ABC/PLT/CT

Alto Canopy Bench Garland Pack Cable Ties

- Standard lead times. • Cable Ties for securing Garland Pack onto Canopy mesh frame.
- Can be installed on all Alto Bench Canopies after purchase. • Pack contains 100 x Black Cable Ties - 80w x 2.5d.

ABC/PLT1/CT - Pack of 100



ABC/PLT2

Alto Canopy Bench Trailing Buxus Pack

- Standard lead times. • Pack contains 9x realistic Trailing Buxus Plants.
- UV stable and wont fade in strong sunlight. • Fire retardant. • Maintenance free. • Recyclable.
- Main stem can be moulded into position.

ABC/PLT2



ABC/PLT1 and ABC/PLT2 shown

Benches

Alto Bench

MFC:	Available in Ash, Autumn Cherry, Beech, Chester Oak, English Walnut, Grey, Grey Nebraska Oak, Laurentii Wenge, Natural Nebraska Oak and White
Nanotech:	Available in Black (2 Week Lead Time) - Undercut Edging detail option available (Contact Customer Services)
Veneer:	Available in Oak and Walnut (3 Week Lead Time)
Solid Wood:	Available in Oak (3 Week Lead Time) - Tops are 32mm thick
Edging:	Add surcharge for Wenge, Black and Plywood Effect per top - Edging on 25mm White MFC and Black Nanotech only
Metalwork:	Silver, Black Graphite and White - Add surcharge for Chrome Effect and Raw Add surcharge for Praline, Olive Green, Atlantic Blue, Sapphire Blue, Mustard Yellow, Terracotta and Conker Brown (2 Week Lead Time)



AB24/12

Alto High Bench with Support Frame

- Standard lead times. • 3 week lead time on Benches with Nanotech, Veneer and Solid Oak.
- 25mm MFC, Nanotech and Veneer top panels and 32mm Solid Oak top panels.
- Heavy duty 'A' frame legs with cross bracing frame.
- Benches with MFC, Nanotech and Veneer are supplied 1050h with radiused corners.
- Benches with Solid Oak are supplied 1057h with 90 degree corners.
- Available with undercut edging detail (contact customer services).

AB28/12	- 2800w x 1200d x 1050/1057h
AB26/12	- 2600w x 1200d x 1050/1057h
AB24/12	- 2400w x 1200d x 1050/1057h
AB22/12	- 2200w x 1200d x 1050/1057h



AB24/12/C

Alto High Bench with Support Frame and Castors

- Standard lead times. • 3 week lead time on Benches with Nanotech, Veneer and Solid Oak.
- 25mm MFC, Nanotech and Veneer top panels and 32mm Solid Oak top panels.
- Heavy duty 'A' frame legs with cross bracing frame. • 75mm grey rubber castors with brakes.
- Benches with MFC, Nanotech and Veneer are supplied 1050h with radiused corners.
- Benches with Solid Oak are supplied 1057h with 90 degree corners.
- Available with undercut edging detail (contact customer services).

AB28/12/C	- 2800w x 1200d x 1050/1057h
AB26/12/C	- 2600w x 1200d x 1050/1057h
AB24/12/C	- 2400w x 1200d x 1050/1057h
AB22/12/C	- 2200w x 1200d x 1050/1057h



ABL24/12

Alto Low Bench

- Standard lead times. • 3 week lead time on Benches with Nanotech, Veneer and Solid Oak.
- 25mm MFC, Nanotech and Veneer top panels and 32mm Solid Oak top panels.
- Heavy duty 'A' frame legs.
- Benches with MFC, Nanotech and Veneer are supplied 740h with radiused corners.
- Benches with Solid Oak are supplied 747h with 90 degree corners.
- Available with undercut edging detail (contact customer services).

ABL28/12	- 2800w x 1200d x 740/747h
ABL26/12	- 2600w x 1200d x 740/747h
ABL24/12	- 2400w x 1200d x 740/747h
ABL22/12	- 2200w x 1200d x 740/747h
ABL20/12	- 2000w x 1200d x 740/747h
ABL18/12	- 1800w x 1200d x 740/747h
ABL16/12	- 1600w x 1200d x 740/747h
ABL14/12	- 1400w x 1200d x 740/747h
ABL12/12	- 1200w x 1200d x 740/747h

ABL28/10	- 2800w x 1000d x 740/747h
ABL26/10	- 2600w x 1000d x 740/747h
ABL24/10	- 2400w x 1000d x 740/747h
ABL22/10	- 2200w x 1000d x 740/747h
ABL20/10	- 2000w x 1000d x 740/747h
ABL18/10	- 1800w x 1000d x 740/747h
ABL16/10	- 1600w x 1000d x 740/747h
ABL14/10	- 1400w x 1000d x 740/747h
ABL12/10	- 1200w x 1000d x 740/747h

Benches

Alto Bench

MFC:	Available in Ash, Autumn Cherry, Beech, Chester Oak, English Walnut, Grey, Grey Nebraska Oak, Laurentii Wenge, Natural Nebraska Oak and White
Nanotech:	Available in Black (2 Week Lead Time) - Undercut Edging detail option available (Contact Customer Services)
Veneer:	Available in Oak and Walnut (3 Week Lead Time)
Solid Wood:	Available in Oak (3 Week Lead Time) - Tops are 32mm thick
Edging:	Add surcharge for Wenge, Black and Plywood Effect per top - Edging on 25mm White MFC and Black Nanotech only
Metalwork:	Silver, Black Graphite and White - Add surcharge for Chrome Effect and Raw Add surcharge for Praline, Olive Green, Atlantic Blue, Sapphire Blue, Mustard Yellow, Terracotta and Conker Brown (2 Week Lead Time)



ABL24/12/C

Alto Low Bench with Castors

- Standard lead times. • 3 week lead time on Benches with Nanotech, Veneer and Solid Oak.
- 25mm MFC, Nanotech and Veneer top panels and 32mm Solid Oak top panels.
- Heavy duty 'A' frame legs. • 75mm grey rubber castors with brakes.
- Benches with MFC, Nanotech and Veneer are supplied 740h with radiused corners.
- Benches with Solid Oak are supplied 747h with 90 degree corners.
- Available with undercut edging detail (contact customer services).

ABL28/12/C - 2800w x 1200d x 740/747h

ABL26/12/C - 2600w x 1200d x 740/747h

ABL24/12/C - 2400w x 1200d x 740/747h

ABL22/12/C - 2200w x 1200d x 740/747h

ABL20/12/C - 2000w x 1200d x 740/747h

ABL18/12/C - 1800w x 1200d x 740/747h

ABL16/12/C - 1600w x 1200d x 740/747h

ABL14/12/C - 1400w x 1200d x 740/747h

ABL12/12/C - 1200w x 1200d x 740/747h

ABL28/10/C - 2800w x 1000d x 740/747h

ABL26/10/C - 2600w x 1000d x 740/747h

ABL24/10/C - 2400w x 1000d x 740/747h

ABL22/10/C - 2200w x 1000d x 740/747h

ABL20/10/C - 2000w x 1000d x 740/747h

ABL18/10/C - 1800w x 1000d x 740/747h

ABL16/10/C - 1600w x 1000d x 740/747h

ABL14/10/C - 1400w x 1000d x 740/747h

ABL12/10/C - 1200w x 1000d x 740/747h



Benches

Harmony Bench

MFC:	Available in Ash, Autumn Cherry, Beech, Chester Oak, English Walnut, Grey, Grey Nebraska Oak, Laurentii Wenge, Natural Nebraska Oak and White
Nanotech:	Available in Black (2 Week Lead Time)
Veneer:	Available in Oak and Walnut (3 Week Lead Time)
Solid Wood:	Available in Oak (3 Week Lead Time) - Tops are 32mm thick
Edging:	Add surcharge for Wenge, Black and Plywood Effect per top - Edging on 25mm White MFC and Black Nanotech only
Metalwork:	Silver, Black Graphite and White - Add surcharge for Chrome Effect and Raw Add surcharge for Praline, Olive Green, Atlantic Blue, Sapphire Blue, Mustard Yellow, Terracotta and Conker Brown (2 Week Lead Time)



HB20/9

Harmony Bench with Support Frame

- Standard lead times. • 3 week lead time on Benches with Nanotech, Veneer and Solid Oak.
- 25mm MFC, Nanotech and Veneer top panels and 32mm Solid Oak top panels.
- 'A' frame legs with cross bracing frame.
- Benches with MFC, Nanotech and Veneer are supplied 1050h with radiused corners.
- Benches with Solid Oak are supplied 1057h with 90 degree corners.

HB20/9 - 2000w x 900d x 1050/1057h



HB20/9/C

Harmony Bench with Support Frame and Castors

- Standard lead times. • 3 week lead time on Benches with Nanotech, Veneer and Solid Oak.
- 25mm MFC, Nanotech and Veneer top panels and 32mm Solid Oak top panels.
- 'A' frame legs with cross bracing frame. • 75mm grey rubber castors with brakes.
- Benches with MFC, Nanotech and Veneer are supplied 1050h with radiused corners.
- Benches with Solid Oak are supplied 1057h with 90 degree corners.

HB20/9/C - 2000w x 900d x 1050/1057h



HB16/9

Harmony Bench

- Standard lead times. • 3 week lead time on Benches with Nanotech, Veneer and Solid Oak.
- 'A' frame legs. • 25mm MFC, Nanotech and Veneer top panels and 32mm Solid Oak top panels.
- Benches with MFC, Nanotech and Veneer are supplied 1050h with radiused corners.
- Benches with Solid Oak are supplied 1057h with 90 degree corners.

HB18/9 - 1800w x 900d x 1050/1057h

HB16/9 - 1600w x 900d x 1050/1057h

HB14/9 - 1400w x 900d x 1050/1057h



HB16/9/C

Harmony Bench with Castors

- Standard lead times. • 3 week lead time on Benches with Nanotech, Veneer and Solid Oak.
- 'A' frame legs. • 25mm MFC, Nanotech and Veneer top panels and 32mm Solid Oak top panels.
- 75mm grey rubber castors with brakes.
- Benches with MFC, Nanotech and Veneer are supplied 1050h with radiused corners.
- Benches with Solid Oak are supplied 1057h with 90 degree corners.

HB18/9/C - 1800w x 900d x 1050/1057h

HB16/9/C - 1600w x 900d x 1050/1057h

HB14/9/C - 1400w x 900d x 1050/1057h

Benches

Loco Bench and Desk Mounted Flexible Return Screens

MFC:	Available in Ash, Autumn Cherry, Beech, Chester Oak, English Walnut, Grey, Grey Nebraska Oak, Laurentii Wenge, Natural Nebraska Oak and White
Nanotech:	Available in Black (2 Week Lead Time)
Veneer:	Available in Oak and Walnut (3 Week Lead Time)
Solid Wood:	Available in Oak (3 Week Lead Time) - Tops are 32mm thick
Edging:	Add surcharge for Wenge, Black and Plywood Effect per top - Edging on 25mm White MFC and Black Nanotech only
Metalwork:	Silver, Black Graphite and White - Add surcharge for Chrome Effect and Raw
Fabric:	Add surcharge for Praline, Olive Green, Atlantic Blue, Sapphire Blue, Mustard Yellow, Terracotta and Conker Brown (2 Week Lead Time) Fully upholstered with non-pinnable surface - See below for pricing groups



LB16/8

Loco Bench

- Standard lead times. • 3 week lead time on Benches with Nanotech, Veneer and Solid Oak.
- 'A' frame legs. • 25mm MFC, Nanotech and Veneer top panels and 32mm Solid Oak top panels.
- Benches with MFC, Nanotech and Veneer are supplied 740h with radiused corners.
- Benches with Solid Oak are supplied 747h with 90 degree corners.

LB20/8	- 2000w x 800d x 740/747h
LB18/8	- 1800w x 800d x 740/747h
LB16/8	- 1600w x 800d x 740/747h
LB14/8	- 1400w x 800d x 740/747h



LB16/8/C

Loco Bench with Castors

- Standard lead times. • 3 week lead time on Benches with Nanotech, Veneer and Solid Oak.
- 'A' frame legs. • 25mm MFC, Nanotech and Veneer top panels and 32mm Solid Oak top panels.
- 75mm grey rubber castors with brakes.
- Benches with MFC, Nanotech and Veneer are supplied 740h with radiused corners.
- Benches with Solid Oak are supplied 747h with 90 degree corners.

LB20/8/C	- 2000w x 800d x 740/747h
LB18/8/C	- 1800w x 800d x 740/747h
LB16/8/C	- 1600w x 800d x 740/747h
LB14/8/C	- 1400w x 800d x 740/747h



ECSFR6F/D

Alto, Harmony and Loco Desk Mounted Flexible Return Contract Screen for Benches

- 2 week lead time. • Straight dividing screen with rounded corners.
- Screen slides onto the front of the desktop at desired position and can be moved at any time.
- Screens overhang the front of the desktop by 143mm.
- Use 2x screens to create full depth screen.

Straight Contract Screen

ECSFR6F/D	- 743w x 36d x 375h
ECSFR5F/D	- 643w x 36d x 375h

Fabric Groups: Group 1 - Add surcharge for Group 2-7



Straight Acoustic Screen



Fabric Finish



Benches

Loco Seat

MFC:	Available in Ash, Autumn Cherry, Beech, Chester Oak, English Walnut, Grey, Grey Nebraska Oak, Laurentii Wenge, Natural Nebraska Oak and White
Nanotech:	Available in Black (2 Week Lead Time)
Veneer:	Available in Oak and Walnut (3 Week Lead Time)
Solid Wood:	Available in Oak (3 Week Lead Time) - Tops are 32mm thick
Edging:	Add surcharge for Wenge, Black and Plywood Effect per top - Edging on 25mm White MFC and Black Nanotech only
Metalwork:	Silver, Black Graphite and White - Add surcharge for Chrome Effect and Raw
Fabric:	Add surcharge for Praline, Olive Green, Atlantic Blue, Sapphire Blue, Mustard Yellow, Terracotta and Conker Brown (2 Week Lead Time) Fully upholstered seat pads - See individual items for pricing groups



LBS15

Loco Seat

- Standard lead times. • 3 week lead time on Seats with Nanotech, Veneer and Solid Oak.
- 'A' frame legs. • 25mm MFC, Nanotech and Veneer seat panels and 32mm Solid Oak seat panels.
- Seats with MFC, Nanotech and Veneer are supplied 465h with radiused corners.
- Seats with Solid Oak are supplied 472h with 90 degree corners.

LBS19	- 1900w x 345d x 450/457h
LBS17	- 1700w x 345d x 450/457h
LBS15	- 1500w x 345d x 450/457h
LBS13	- 1300w x 345d x 450/457h



LBS15/FSP

Loco Seat with Full Length Seat Pad

- Standard lead times. • 3 week lead time on Seats with Nanotech, Veneer and Solid Oak.
- 'A' frame legs. • 25mm MFC, Nanotech and Veneer seat panels and 32mm Solid Oak seat panels.
- Full length seat pads for the Loco seat.
- Seats with MFC, Nanotech and Veneer are supplied 495h with radiused corners.
- Seats with Solid Oak are supplied 502h with 90 degree corners.

LBS19/FSP	- 1900w x 345d x 520/527h
LBS17/FSP	- 1700w x 345d x 520/527h
LBS15/FSP	- 1500w x 345d x 520/527h
LBS13/FSP	- 1300w x 345d x 520/527h

Fabric Groups: Group 1 - Add surcharge for Group 2-7



LBS15/ISP

Loco Seat with Individual Seat Pads

- Standard lead times. • 3 week lead time on Seats with Nanotech, Veneer and Solid Oak.
- 'A' frame legs. • 25mm MFC, Nanotech and Veneer seat panels and 32mm Solid Oak seat panels.
- Individual seat pads for the Loco seat.
- Seats with MFC, Nanotech and Veneer are supplied 495h with radiused corners.
- Seats with Solid Oak are supplied 502h with 90 degree corners.

LBS19/ISP	- 1900w x 345d x 520/527h
LBS17/ISP	- 1700w x 345d x 520/527h
LBS15/ISP	- 1500w x 345d x 520/527h
LBS13/ISP	- 1300w x 345d x 520/527h

Fabric Groups: Group 1 - Add surcharge for Group 2-7

Benches

Alto, Harmony and Loco Bench Accessories

Metalwork:

Silver, Black Graphite and White - Add surcharge for Chrome Effect and Raw
 Add surcharge for Praline, Olive Green, Atlantic Blue, Sapphire Blue, Mustard Yellow, Terracotta and Conker Brown (2 Week Lead Time)



HBCR

Bench Cable Riser

- Standard lead times. • Single channel cable riser.

- ABCR** - For 1050/1057h Alto Benches
- ABCR/C** - For 1050/1057h Alto Benches with Castors
- ABLCR** - For 740/747h Alto Benches
- ABLCR/C** - For 740/747h Alto Benches with Castors

- HBCR** - For Harmony Benches
- HBCR/C** - For Harmony Benches with Castors

- LBCR** - For Loco Benches
- LBCR/C** - For Loco Benches with Castors



HBCT16/9

Horizontal Cable Tray

- Standard lead times. • Cable trays are 100mm deep and 110mm high.
- Tray can be positioned to the users side of the workstation or towards the rear.

- ABCT28** - For 2800w Alto Benches - 2000w
- ABCT26** - For 2600w Alto Benches - 1800w
- ABCT24** - For 2400w Alto Benches - 1600w
- ABCT22** - For 2200w Alto Benches - 1400w
- ABCT20** - For 2000w Alto Benches - 1200w
- ABCT18** - For 1800w Alto Benches - 1000w
- ABCT16** - For 1600w Alto Benches - 800w
- ABCT14** - For 1400w Alto Benches - 600w
- ABCT12** - For 1200w Alto Benches - 400w

- HBCT20/9** - For HB20/9 - 1600w
- HBCT18/9** - For HB18/9 - 1400w
- HBCT16/9** - For HB16/9 - 1200w
- HBCT14/9** - For HB14/9 - 1000w



LBCT16

Horizontal Cable Tray

- Standard lead times. • High capacity cable management system neatly conceals power, data and telecom cables through a hinged cable management tray. • Cable trays are 130mm deep and 75mm high.

- LBCT20** - For LB20/8 - 1600w
- LBCT18** - For LB18/8 - 1400w
- LBCT16** - For LB16/8 - 1200w
- LBCT14** - For LB14/8 - 1000w

Benches

Cubeform Bench

MFC: Available in Ash, Autumn Cherry, Beech, Chester Oak, English Walnut, Grey, Grey Nebraska Oak, Laurentii Wenge, Natural Nebraska Oak and White
Nanotech: Available in Black (2 Week Lead Time)
Edging: Add surcharge for Wenge, Black and Plywood Effect per top - Edging on 25mm White MFC and Black Nanotech only
Metalwork: Silver, Black Graphite and White - Add surcharge for Chrome Effect and Raw
Add surcharge for Praline, Olive Green, Atlantic Blue, Sapphire Blue, Mustard Yellow, Terracotta and Conker Brown (2 Week Lead Time)



CF/RB16/8

Cubeform Rectangular Bench

- Standard lead times.
- 25mm top panel.
- Central support rail.

CF/RB16/8 - 1600w x 800d x 740h

CF/RB14/8 - 1400w x 800d x 740h

CF/RB12/8 - 1200w x 800d x 740h

CF/RB16/6 - 1600w x 600d x 740h

CF/RB14/6 - 1400w x 600d x 740h

CF/RB12/6 - 1200w x 600d x 740h



Benches

Cubeform Seat

MFC: Available in Ash, Autumn Cherry, Beech, Chester Oak, English Walnut, Grey, Grey Nebraska Oak, Laurentii Wenge, Natural Nebraska Oak and White
Nanotech: Available in Black (2 Week Lead Time)
Edging: Add surcharge for Wenge, Black and Plywood Effect per top - Edging on 25mm White MFC and Black Nanotech only
Metalwork: Silver, Black Graphite and White - Add surcharge for Chrome Effect and Raw
Add surcharge for Praline, Olive Green, Atlantic Blue, Sapphire Blue, Mustard Yellow, Terracotta and Conker Brown (2 Week Lead Time)
Fabric: Fully upholstered seat pads - See individual items for pricing groups



CF/RSS8

Cubeform Rectangular Single Seat

- Standard lead times.
- Complete with wooden seat or fully upholstered seat pad.
- Wooden seat with 25mm top panel.
- Seat pad priced in Group 1.

Cubeform Rectangular Single Wooden Seat

CF/RSS8 - 800w x 350d x 465h - Wooden Seat
CF/RSS5 - 475w x 350d x 465h - Wooden Seat

Cubeform Rectangular Single Fabric Seat

CF/RSS8/F - 800w x 350d x 530h - Seat Pad

Fabric Groups: Group 1 - Add surcharge for Group 2-7

CF/RSS5/F - 475w x 350d x 530h - Seat Pad

Fabric Groups: Group 1 - Add surcharge for Group 2-7



CF/RSS8/F



CF/RDS14

Cubeform Rectangular Bench Seat

- Standard lead times.
- Complete with wooden seat or fully upholstered seat pad.
- Wooden seat with 25mm top panel.
- Seat pad priced in Group 1.

Cubeform Rectangular Bench Wooden Seat

CF/RDS14 - 1400w x 350d x 465h - Wooden Seat
CF/RDS12 - 1200w x 350d x 465h - Wooden Seat
CF/RDS10 - 1000w x 350d x 465h - Wooden Seat

Cubeform Rectangular Bench Fabric Seat

CF/RDS14/F - 1400w x 350d x 530h - Seat Pad

Fabric Groups: Group 1 - Add surcharge for Group 2-7

CF/RDS12/F - 1200w x 350d x 530h - Seat Pad

Fabric Groups: Group 1 - Add surcharge for Group 2-7

CF/RDS10/F - 1000w x 350d x 530h - Seat Pad

Fabric Groups: Group 1 - Add surcharge for Group 2-7



CF/RDS14/F

Benches

Lux High Bench Tables

2 Week Lead Time

MFC:	Available in Ash, Autumn Cherry, Beech, Chester Oak, English Walnut, Grey, Grey Nebraska Oak, Laurentii Wenge, Natural Nebraska Oak and White
Nanotech:	Available in Black (2 Week Lead Time)
Veneer:	Available in Oak and Walnut (3 Week Lead Time)
Edging:	Add surcharge for Wenge, Black and Plywood Effect per top - Edging on 25mm White MFC and Black Nanotech only
Metalwork:	Silver, Black Graphite and White
Additional:	Standard corners (no suffix) - Add surcharge for radiused corners (suffix .../RC (page 282))



LUXHB32/12/ASL

Lux High Bench Table

- 2 week lead time.
- 2x 25mm top panels.
- Tapered legs with adjustable levelling feet and steel sub-frame.
- Available with radiused corners (see 'Additional' above).

LUXHB40/12... - 2x Sections - 4000w x 1200d x 1050h
LUXHB36/12... - 2x Sections - 3600w x 1200d x 1050h
LUXHB32/12... - 2x Sections - 3200w x 1200d x 1050h
LUXHB30/12... - 2x Sections - 3000w x 1200d x 1050h

LUXHB40/10... - 2x Sections - 4000w x 1000d x 1050h
LUXHB36/10... - 2x Sections - 3600w x 1000d x 1050h
LUXHB32/10... - 2x Sections - 3200w x 1000d x 1050h
LUXHB30/10... - 2x Sections - 3000w x 1000d x 1050h

Finishes:

Ash (.../ASL) Legs

Add surcharge for Stained Walnut (.../WAL), Stained Espresso (.../ESL), Stained Wenge (.../WEL), Stained Grey (.../GYL), Stained Black (.../BKL) and White (.../WHL) Legs



Benches

Lux High Bench Tables

2 Week Lead Time

MFC:	Available in Ash, Autumn Cherry, Beech, Chester Oak, English Walnut, Grey, Grey Nebraska Oak, Laurentii Wenge, Natural Nebraska Oak and White
Nanotech:	Available in Black (2 Week Lead Time)
Veneer:	Available in Oak and Walnut (3 Week Lead Time)
Edging:	Add surcharge for Wenge, Black and Plywood Effect per top - Edging on 25mm White MFC and Black Nanotech only
Metalwork:	Silver, Black Graphite and White
Additional:	Standard corners (no suffix) - Add surcharge for radiused corners (suffix .../RC (see below))



LUXHB16/12/ASL

Lux High Bench Table

- 2 week lead time. • 25mm top panel.
- Tapered legs with adjustable levelling feet and steel sub-frame.
- Available with radiused corners, suffix .../RC (see below).

LUXHB24/12...	- 1x Section - 2400w x 1200d x 1050h
LUXHB22/12...	- 1x Section - 2200w x 1200d x 1050h
LUXHB20/12...	- 1x Section - 2000w x 1200d x 1050h
LUXHB18/12...	- 1x Section - 1800w x 1200d x 1050h
LUXHB16/12...	- 1x Section - 1600w x 1200d x 1050h
LUXHB14/12...	- 1x Section - 1400w x 1200d x 1050h

LUXHB24/10...	- 1x Section - 2400w x 1000d x 1050h
LUXHB22/10...	- 1x Section - 2200w x 1000d x 1050h
LUXHB20/10...	- 1x Section - 2000w x 1000d x 1050h
LUXHB18/10...	- 1x Section - 1800w x 1000d x 1050h
LUXHB16/10...	- 1x Section - 1600w x 1000d x 1050h
LUXHB14/10...	- 1x Section - 1400w x 1000d x 1050h

Finishes: Ash (.../ASL) Legs
 Add surcharge for Stained Walnut (.../WAL), Stained Espresso (.../ESL), Stained Wenge (.../WEL), Stained Grey (.../GYL), Stained Black (.../BKL) and White (.../WHL) Legs



LUXHB32/12/ASL/RC

Lux Optional Radiused Corners

- 2 week lead time. • Adds a radius to 4 corners of specific Lux tables.
- Suffix .../RC to the end of relevant Lux codes.

.../RC - Radiused Corners



LUXHB16/12/ASL/RC



LCTR16
 Illustrated in red

Lux Cable Tray

- 2 week lead time. • Compatible with all Lux tables.
- High capacity cable management system neatly conceals power, data and telecom cables through a hinged cable management tray. • Cable trays are 180mm deep and 80mm high.

LCTR40	- For 4000w Rectangular and High Bench Tables - 1500w (2x)
LCTR36	- For 3600w Rectangular and High Bench Tables - 1300w (2x)
LCTR32	- For 3200w Rectangular and High Bench Tables - 1100w (2x)
LCTR30	- For 3000w Rectangular and High Bench Tables - 1000w (2x)

LCTR24	- For 2400w Rectangular and High Bench Tables - 900w (2x)
LCTR22	- For 2200w Rectangular and High Bench Tables - 800w (2x)
LCTR20	- For 2000w Rectangular and High Bench Tables - 1500w
LCTR18	- For 1800w Rectangular and High Bench Tables - 1300w
LCTR16	- For 1600w Rectangular and High Bench Tables - 1100w
LCTR14	- For 1400w Rectangular and High Bench Tables - 900w

Benches

Forte Bench

2 Week Lead Time

MFC: Available in Ash, Autumn Cherry, Beech, Chester Oak, English Walnut, Grey, Grey Nebraska Oak, Laurentii Wenge, Natural Nebraska Oak and White
Nanotech: Available in Black (2 Week Lead Time) - Nanotech on 25mm Desktops only
Veneer: Available in Oak and Walnut (3 Week Lead Time)
Edging: Add surcharge for Wenge, Black and Plywood Effect per top - Edging on 25mm White MFC and Black Nanotech only
Metalwork: Silver



FORHB20/9

Forte High Bench Table

- 2 week lead time.
- 25mm top panel.
- Panel ended benches.
- Horizontal Cable tray included.
- Vertical cable management access within each panel end via a 80mm cable port.

FORHB22/10 - 2200w x 1000d x 1050h

FORHB20/10 - 2000w x 1000d x 1050h

FORHB18/10 - 1800w x 1000d x 1050h

FORHB16/10 - 1600w x 1000d x 1050h

FORHB22/9 - 2200w x 900d x 1050h

FORHB20/9 - 2000w x 900d x 1050h

FORHB18/9 - 1800w x 900d x 1050h

FORHB16/9 - 1600w x 900d x 1050h

Additional: For Contrasting Edge Finishes, see **Contrasting Finish** section on **page 284**
Further information required, contact Customer Services for specification form



FORB20/9

Forte Bench Table

- 2 week lead time.
- 25mm top panel.
- Panel ended benches.
- Horizontal Cable tray included.
- Vertical cable management access within each panel end via a 80mm cable port.

FORB22/10 - 2200w x 1000d x 740h

FORB20/10 - 2000w x 1000d x 740h

FORB18/10 - 1800w x 1000d x 740h

FORB16/10 - 1600w x 1000d x 740h

FORB22/9 - 2200w x 900d x 740h

FORB20/9 - 2000w x 900d x 740h

FORB18/9 - 1800w x 900d x 740h

FORB16/9 - 1600w x 900d x 740h

Additional: For Contrasting Edge Finishes, see **Contrasting Finish** section on **page 284**
Further information required, contact Customer Services for specification form



Benches

Forte Bench Accessories and Compatibility Breakdown

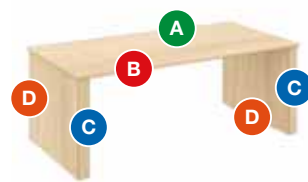
2 Week Lead Time

MFC: Available in Ash, Autumn Cherry, Beech, Chester Oak, English Walnut, Grey, Grey Nebraska Oak, Laurentii Wenge, Natural Nebraska Oak and White
Nanotech: Available in Black (2 Week Lead Time) - Nanotech on 25mm Desktops only
Veneer: Available in Oak and Walnut (3 Week Lead Time)
Edging: Add surcharge for Wenge, Black and Plywood Effect per top - Edging on 25mm White MFC and Black Nanotech only
Metalwork: Silver

Contrasting Finish

- Standard Top Panel Edge Detail applied as normal.
- Contrasting Finish to be chosen from Standard Dual Board MFC Finishes only.
- To apply a contrasting finish from the Desktop Surface (A) to the Leg (C), add **surcharge** and suffix **.../CONAC** to your chosen unit, and submit a Forte Specification Form.
- To apply a contrasting finish from the Legs Main Surface (C) to its Edge (D), add **surcharge** and suffix **.../CONCD** to your chosen unit, and submit a Forte Specification Form.
- To apply a contrasting finish from the Desktop Surface (A) to the Leg (C), and from the Legs Main Surface (C) to its Edge (D), add **surcharge** and suffix **.../CONACD** to your chosen unit, and submit a Forte Specification Form.

.../CONAC - 'A' contrasting to 'C'
.../CONCD - 'C' contrasting to 'D'
.../CONACD - 'A' contrasting to 'C' and 'C' contrasting to 'D'



- **A Desktop Surface**
- **B Desktop Edge**
- **C Leg Main Surface**
- **D Leg Main Edge**


Benches Compatibility Breakdown

- **Black** - Compatible
- **Blue** - Conflict when using screens without .../V
- **Red** - May not support larger modules

Benches	Power and Data Modules															
	Kaspa, page 286	Prime, page 286	Boardroom, page 287	Conus, page 288	Peak, page 289	Escalate, page 289	Wireless Charging Unit, page 290	Port Hole, page 291	Pix, page 291	Pluto, page 292	Inca, page 292	Flex, page 293	Boost, page 293	Capsule, page 294	Plaza, page 295	Wieland Socket Boxes, page 295
Benches - Alto Canopy	●	●	●	●	●	●	●	●	●	●	●	●	●	●	●	●
Benches - Alto 2200w	●	●	●	●	●	●	●	●	●	●	●	●	●	●	●	●
Benches - Alto 1200w	●	●	●	●	●	●	●	●	●	●	●	●	●	●	●	●
Benches - All other Alto	●	●	●	●	●	●	●	●	●	●	●	●	●	●	●	●
Benches - Harmony 2000w	●	●	●	●	●	●	●	●	●	●	●	●	●	●	●	●
Benches - All other Harmony	●	●	●	●	●	●	●	●	●	●	●	●	●	●	●	●
Benches - Loco	●	●	●	●	●	●	●	●	●	●	●	●	●	●	●	●
Benches - Cubeform	●	●	●	●	●	●	●	●	●	●	●	●	●	●	●	●
Benches - Forte	●	●	●	●	●	●	●	●	●	●	●	●	●	●	●	●
Benches - Lux	●	●	●	●	●	●	●	●	●	●	●	●	●	●	●	●

Accessories

Power Modules, Monitor Arms, Lighting and General Accessories



Elite have a large portfolio of accessories to complement and enhance the effectiveness and flexibility of our furniture ranges. Accessories for monitor arms, desk mounted electrics, lighting and paper filing systems offer further solutions to improve efficiency. We recognise that the use of smart technology has evolved and our electrical range provides a multitude of solutions to bring power, data and charging facilities to the surface of our desking and table units.



Accessories

Power Modules

Finishes: **Kaspa:** Available in Silver with Black Inserts, Black with Black Inserts and Matt White with Black Inserts
Prime: Available in Silver with Black Inserts, Black with Black Inserts and Matt White with Black Inserts
Guarantee: 1 Year Guarantee on Electrical Items



POW/KAS/2P1T/S

Kaspa Power and Media Module

- Standard lead time.
- 1x or 2x 3.15 amp individually fused sockets.
- 1x USB twin charger (type A+C).
- Integral colour coded fuse clips.
- 200mm power and connection lead to a Wieland connector.
- Fixing via 135w x 53d (1 gang) or 189w x 53d (2 gang) aperture.
- Requires a separate mains lead if connecting directly into a socket (page 292).

POW/KAS/1P1T... - 1x Power, 1x USB Twin Charger - 151w x 70d

POW/KAS/2P1T... - 2x Power, 1x USB Twin Charger - 204w x 70d

Finishes: Silver (.../S), Black (.../B) and White (.../W)



POW/KAS/1P1T/S
Silver with Black Inserts



POW/KAS/1P1T/B
Black with Black Inserts



POW/KAS/1P1T/W
White with Black Inserts



POW/PRI/2P1T/S

Prime Power and Media Module

- Standard lead time.
- 2x 3.15 amp individually fused sockets.
- 1x USB twin charger (type A+C).
- 200mm power and connection lead to a Wieland connector.
- Fixing via 225w x 60d aperture.
- Requires a separate mains lead if connecting directly into a socket (page 292).

POW/PRI/2P1T... - 2x Power, 1x USB Twin Charger - Without Cover - 241w x 73d

Finishes: Silver (.../S), Black (.../B) and White (.../W)



POW/PRI/2P1T/S
Silver with Black Inserts



POW/PRI/2P1T/B
Black with Black Inserts



POW/PRI/2P1T/W
White with Black Inserts



POW/PRI/2P1T/C/B

Prime Power and Media Module With Cover

- Standard lead time.
- 2x 3.15 amp individually fused sockets.
- 1x USB twin charger (type A+C).
- 200mm power and connection lead to a Wieland connector.
- Fixing via 225w x 60d aperture.
- Casing provided to discretely protect cables and sockets.
- Requires a separate mains lead if connecting directly into a socket (page 292).

POW/PRI/2P1T/C... - 2x Power, 1x USB Twin Charger - With Cover - 257w x 88d

Finishes: Silver (.../S), Black (.../B) and White (.../W)



POW/PRI/2P1T/C/S
Silver with Black Inserts



POW/PRI/2P1T/C/B
Black with Black Inserts



POW/PRI/2P1T/C/W
White with Black Inserts

Finishes: **Boardroom:** Available in Silver with Grey Trim, Black with Black Trim and Matt White with Grey Trim (3 Week Lead Time on Black and White)
Guarantee: 1 Year Guarantee on Electrical Items



PPM2/S

Boardroom Power Module

- 3 week lead time on black and white power modules. • BS6396 compliant. • 2x or 4x 3.15 amp individually fused sockets.
- Fixing via 272w x 132d (2 gang) or 430w x 132d (4 gang) aperture.
- Requires a separate mains lead if connecting directly into a socket (page 296).

PPM2... - 2x Power - 300w x 150d

Finishes: Silver (.../S)
 Add surcharge for Black (.../B) and White (.../W)



PPM4/S

PPM4... - 4x Power - 460w x 150d

Finishes: Silver (.../S)
 Add surcharge for Black (.../B) and White (.../W)



PPMD2/S

Boardroom Power and Data Module

- 3 week lead time on black and white power modules. • BS6396 compliant.
- 2x or 4x 3.15 amp individually fused sockets. • 2x Cat5e data sockets, includes 3 metre data cable.
- Fixing via 272w x 132d (2 gang) or 430w x 132d (4 gang) aperture.
- Requires a separate mains lead if connecting directly into a socket (page 296).

PPMD2... - 2x Power, Data - 300w x 150d

Finishes: Silver (.../S)
 Add surcharge for Black (.../B) and White (.../W)



PPMD4/S

PPMD4... - 4x Power, Data - 460w x 150d

Finishes: Silver (.../S)
 Add surcharge for Black (.../B) and White (.../W)



PPMMD2/S

Boardroom Power, Media and Data Module

- 3 week lead time on black and white power modules. • BS6396 compliant. • 2x or 4x 3.15 amp individually fused sockets.
- 2x Cat5e data sockets, includes 3 metre data cable. • 1x USB twin charger (type A+C).
- 1x VGA and 1x 3.5mm audio stereo connectors. • 1x HDMI 1.3 connector.
- Includes ratchet clips and earthing kit. • Fixing via 272w x 132d (2 gang) or 430w x 132d (4 gang) aperture.
- Requires a separate mains lead if connecting directly into a socket (page 296).

PPMMD2... - 2x Power, Media, Data - 300w x 150d

Finishes: Silver (.../S)
 Add surcharge for Black (.../B) and White (.../W)



PPMMD4/S

PPMMD4... - 4x Power, Media, Data - 460w x 150d

Finishes: Silver (.../S)
 Add surcharge for Black (.../B) and White (.../W)



PPM2/S
 Silver Body with Grey Trim



PPM2/B
 Black Body with Black Trim
 (3 Week Lead Time)



PPM2/W
 White Body with Grey Trim
 (3 Week Lead Time)

Accessories

Power Modules

Finishes:
Guarantee:

Conus: Available in Silver with Black Inserts, Black with Black Inserts and Matt White with Black Inserts
1 Year Guarantee on Electrical Items



POW/CON/2P1D/S

Conus Boardroom Power Module

- **Conus Data Options are required with this product (see below).**
- Standard lead time.
- Available with 1x or 2x various additional data options (see below).
- Suffix 1x data option onto 2 Gang versions (e.g. POW/CON/2P1D/S/OP2) and 2x data options onto 4 Gang versions (e.g. POW/CON/4P2D/S/OP1/OP3).
- 200mm power and connection lead to a Wieland connector.
- Fixing via 230w x 138d (2 gang) or 369w x 138d (4 gang) aperture.
- Requires a separate mains lead if connecting directly into a socket (page 296).

POW/CON/2P1D... - 2x Power, 1x Data Blank - 255w x 151d

POW/CON/4P2D... - 4x Power, 2x Data Blanks - 387w x 151d

Finishes: Silver (.../S), Black (.../B) and White (.../W)



POW/CON/2P1D/S
Silver with Black Inserts



POW/CON/2P1D/B
Black with Black Inserts



POW/CON/2P1D/W
Matt White with Black Inserts

Conus Data Options

- Standard lead time.
- Suffix 1x data option onto 2 Gang versions (e.g. POW/CON/2P1D/S/OP2) and 2x data options onto 4 Gang versions (e.g. POW/CON/4P2D/S/OP1/OP3).

- .../OP1** - HDMI Module with 3m Tails
- .../OP2** - VGA and 3.5mm Combined Audio Extension Module with 3m Tails
- .../OP3** - USB Twin Charger Module (Type A+C)
- .../OP4** - 2x Cat6A Data Connector Module with 3m Tails
- .../OP5** - Blank Module Plate



.../OP1



.../OP2



.../OP3



.../OP4



.../OP5



Accessories

Power Modules

3 Week Lead Time

Finishes: **Peak:** Available in Stainless Steel Silver with Black Inserts, Black with Black Inserts and Matt White with Grey Inserts (3 Week Lead Time)
Escalate: Available in Silver Only
Guarantee: 1 Year Guarantee on Electrical Items



PEAPM60/W

Peak Power and Media Module

- 3 week lead time.
- 4x or 6x 3.15 amp individually fused sockets.
- 2x USB twin charger (type A+C).
- Integral colour coded fuse clips.
- Hardwired 800mm lead to Wieland connector.
- Includes 4x screw clamps.
- Fixing via 194w x 134d (4 gang) or 274w x 134d (6 gang) aperture.
- Requires a separate mains lead if connecting directly into a socket (page 296).

PEAPM60 - 4x Power, 2x USB Twin Charger - 220w x 155d

Finishes: Silver (.../S)
Add surcharge for Black (.../B) and White (.../W)



PEAPM80/B

PEAPM80 - 6x Power, 2x USB Twin Charger - 300w x 155d

Finishes: Silver (.../S)
Add surcharge for Black (.../B) and White (.../W)



PEAPM60/S
Stainless Steel Silver with Black Inserts



PEAPM80/B
Black with Black Inserts



PEAPM80/W
Matt White with Grey Inserts



POW/ESC/1P1T/S

Escalate Power and Media Module

- Standard lead time.
- 1x 3.15 amp individually fused socket.
- 1x USB twin charger (type A+A).
- 500mm power and connection lead to Wieland connector.
- Fixing via 80w (dia) porthole aperture.
- Requires a separate mains lead if connecting directly into a socket (page 296).

POW/ESC/1P1T/S - 1x Power, 1x USB Twin Charger - Silver - 95w (dia) x 230h



POW/ESC/1P1T/S

Accessories

Power Modules

Finishes:

WCU: Available in Black, Black with Aluminium Trim, Black Glass, White, White with Aluminium Trim and White Glass (3 Week Lead Time)

Dual Pro WCU: Available in Black Glass with Silver Base, White Glass with Silver Base, Black Glass with Black Base and White Glass with Black Base
1 Year Guarantee on Electrical Items

Guarantee:



WCU/BB

Wireless Charging Unit

- Standard lead time. • Charge smartphones and tablets wirelessly. • Fixing via 80w porthole aperture.
- Charging unit complete with 15W USB power plug.
- Wireless Charging Receiver required when device does not support wireless charging.

WCU... - Charging Unit - 85w (dia)

Finishes:

Black (.../BB) and White (.../WW)

Add surcharge for Aluminium Black (.../AB) and Aluminium White (.../AW)

Add surcharge for Black Glass (.../BG) and White Glass (.../WG)



WCU/BB
Black



WCU/AB
Black with Aluminium Trim



WCU/BG
Black Glass



WCU/WW
White



WCU/AW
White with Aluminium Trim



WCU/WG
White Glass



WCU/DP/BGS

Dual Pro Wireless Charging Unit

- Standard lead time. • Lid cover slides to reveal 3x USB chargers (type A+A+C).
- Charge smartphones and tablets wirelessly. • 65W laptop charging without a traditional brick power cord.
- Fixing via 80w porthole aperture. • Charging unit complete with USB power plug.
- Wireless Charging Receiver required when device does not support wireless charging.

WCU/DP... - Dual Pro Charging Unit - 203w x 93d x 8h

Finishes:

Black Glass with Silver Base (.../BGS), White Glass with Silver Base (.../WGS),

Black Glass with Black Base (.../BGB) and White Glass with Black Base (.../WGB)



WCU/DP/BGS
Black Glass with Silver Base



WCU/DP/WGS
White Glass with Silver Base



WCU/DP/BGB
Black Glass with Black Base



WCU/DP/WGB
White Glass with Black Base



WCU/WCR

Wireless Charging Receiver

- Standard lead time. • Charge smartphones and tablets wirelessly.
- Wireless Charging Unit required to support wireless charging.

WCU/WCR - Wireless Charging Receiver

Accessories

Power Modules

Finishes: **Port Hole:** Available in Grey, Black and White
Pix: Available in Black with Silver Trim and White with White Trim
Guarantee: 1 Year Guarantee on Electrical Items



PHPM/G

Port Hole Power and Media Module

- Standard lead time. • 1x 3.15 amp individually fused socket. • 1x USB twin charger (type A+C).
- 1m connection lead. • Fixing via 80w porthole aperture.
- Requires a separate mains lead if connecting directly into a socket (page 296).

PHPM - 1x Power, 1x USB Twin Charger - 95w (dia)

Finishes: Grey (.../G), Black (.../B) and White (.../W)



PHPM/G
Grey



PHPM/B
Black



PHPM/W
White



POW/PIX/1P1T/B

Pix Power and Media Module

- Standard lead time. • 1x 3.15 amp individually fused socket. • 1x USB twin charger (type A+C).
- 800mm connection lead. • Fixing via 80w porthole aperture.
- Requires a separate mains lead if connecting directly into a socket (page 296).

POW/PIX/1P1T... - 1x Power, 1x USB Twin Charger - 90w (dia) x 16h

Finishes: Black (.../B) and White (.../W)



POW/PIX/1P1T/B
Black



POW/PIX/1P1T/W
White



Accessories

Power Modules

Finishes: **Pluto:** Available in Grey with Black Inserts, Black with Grey Inserts and White with Grey Inserts
Inca: Available in Grey, Black and White

Guarantee: 1 Year Guarantee on Electrical Items



PLU/3P/G

Pluto Power Module

- Standard lead time.
- 3.15 amp individually fused sockets.
- Optional USB twin charger (type A+C).
- Fixing via 80w porthole aperture.
- Requires a separate mains lead if connecting directly into a socket (page 296).

PLU/3P... - 3x Power - 140w (dia) x 73h

Finishes: Grey with Black Inserts (.../G), Black with Grey Inserts (.../B) and White with Grey Inserts (.../W)



PLU/2P/1USB/G

PLU/2P/1USB... - 2x Power, 1x USB Twin Charger - 140w (dia) x 73h

Finishes: Grey with Black Inserts (.../G), Black with Grey Inserts (.../B) and White with Grey Inserts (.../W)



PLU/2P/1USB/G
Grey



PLU/2P/1USB/B
Black



PLU/2P/1USB/W
White



IPM/G

Inca Power and Media Module

- Standard lead time.
- 2x 3.15 amp individually fused sockets.
- 2x USB twin chargers (type A+C).
- Power and connection lead to 3 pole connector.
- Fixing via 80w porthole aperture.
- Requires a separate mains lead if connecting directly into a socket (page 296).

IPM... - 2x Power, 2x USB Twin Charger - 140w x 140d x 72h

Finishes: Grey (.../G), Black (.../B) and White (.../W)



IPM/G
Grey



IPM/B
Black



IPM/W
White



Accessories

Power Modules

Finishes: **Flex:** Available in Grey Aluminium with Grey Plastic Ends, Black Plastic with Black Plastic Ends and White Plastic with White Plastic Ends
Boost: Available in Black only
Fixing Clamp: Available in Silver, Black Graphite and White
Guarantee: 1 Year Guarantee on Electrical Items



FDT/2P/W



FDT/1P/2USB/G



FDT/2P/2USB/B



FDT/1P/2USB/G
Grey Aluminium with Grey Plastic Ends



FDT/2P/2USB/B
Black Plastic with Black Plastic Ends



FDT/1P/2USB/W
White Plastic with White Plastic Ends

Flex Desktop Power and Media Module

- Standard lead time.
- 3.15 amp individually fused sockets.
- USB twin charger (type A+C).
- Power and connection lead to 3 pole connector.
- Cables exit from unit back.
- Optional desktop clamps available (see below).
- Requires a separate mains lead if connecting directly into a socket (page 296).

FDT/2P... - 2x Power

Finishes: Black (.../B) and White (.../W)
Add surcharge for Grey (.../G)

FDT/1P/2USB... - 1x Power, 1x USB Twin Charger

Finishes: Black (.../B) and White (.../W)
Add surcharge for Grey (.../G)

FDT/2P/2USB... - 2x Power, 1x USB Twin Charger

Finishes: Black (.../B) and White (.../W)
Add surcharge for Grey (.../G)

Flex Desktop Power Module Fixing Clamp

- Standard lead time.
- Compatible with Flex power modules.
- Clamps modules to chosen desks.

FDPC1 - Flex

For Single Desks: Progress Plus, Progress, Linnea Elevate, Linnea and Matrix single desks. Kassini, Optima Plus, Reflex, Callisto, Windsor, Flexi entire ranges.

FDPC2 - Flex

For Double Bench Desks: Progress Plus, Progress, Progress Lite, Linnea Elevate, Linnea and Matrix double benches.



FDPC1

Boost Desktop Power and Media Module

- Standard lead time.
- 2x 3 amp switched sockets with resettable thermal fuses.
- 1x USB twin charger (type A+A).
- 500mm power and connection lead to 3 pole connector.
- Cables exit from unit back.
- Fixed desktop clamp.
- Requires a separate mains lead if connecting directly into a socket (page 296).

POW/BOO/2P1T/S - 2x Power, 1x USB Twin Charger - Silver



POW/BOO/2P1T/S

Accessories

Power Modules

Finishes: **Capsule:** Available in Black and White
Capsule Plus: Available in Black and White
Fixing Clamp: Available in Silver, Black Graphite and White

Guarantee: 1 Year Guarantee on Electrical Items



CAP/2P/W

Capsule Desktop Power and Media Module - 18w USB Twin Charger

- Standard lead time. • 2x 3 amp switched sockets with resettable thermal fuses. • 1x 18w USB twin charger (type A+C).
- Able to charge a range of mobile devices. • 2x data blanks. • Power and connection lead to 3 pole connector.
- Cables exit from unit back. • Optional desktop clamps available (see below).
- Requires a separate mains lead if connecting directly into a socket (page 296).

CAP/2P... - 2x Power, 1x USB Twin Charger, 2x Blanks

Finishes: Black (.../B) and White (.../W)



CAP/2P/B
Black



CAP/2P/W
White



CAPP/2P/W

Capsule Plus Desktop Power and Media Module - 65w USB Twin Charger

- Standard lead time. • 2x 3 amp switched sockets with resettable thermal fuses. • 1x 65w USB twin charger (type A+C).
- Able to charge power laptops, tablets and smart phones. • 2x data blanks. • Power and connection lead to 3 pole connector.
- Cables exit from unit back. • Optional desktop clamps available (see below).
- Requires a separate mains lead if connecting directly into a socket (page 296).

CAPP/2P... - 2x Power, 1x USB Twin Charger, 2x Blanks

Finishes: Black (.../B) and White (.../W)



CAPP/2P/B
Black



CAPP/2P/W
White



CAPDPC1

Capsule Desktop Power Module Fixing Clamp

- Standard lead time. • Compatible with Capsule power modules. • Clamps modules to chosen desks.

CAPDPC1 - Capsule

For Single Desks: Progress Plus, Progress, Linnea Elevate, Linnea and Matrix single desks. Kassini, Optima Plus, Reflex, Callisto, Windsor, Flexi entire ranges.

CAPDPC2 - Capsule

For Double Bench Desks: Progress Plus, Progress, Progress Lite, Linnea Elevate, Linnea and Matrix double benches.

Accessories

Power Modules

Finishes: **Plaza:** Available in Black and White
Wieland: Available in Black Only
Fixing Clamp: Available in Silver, Black Graphite and White

Guarantee: 1 Year Guarantee on Electrical Items



POW/PLA/2P1T/B

Plaza Desktop Power and Media Module

- Standard lead time.
- 2x 3 amp sockets with resettable thermal fuses.
- 1x USB twin charger (type A+C).
- 500mm power and connection lead to 3 pole connector.
- Cables exit from unit back.
- Fixed desktop clamp.
- Requires a separate mains lead if connecting directly into a socket (page 292).

POW/PLA/2P1T... - 2x Power, 1x USB Twin Charger

Finishes: Black (.../B) and White (.../W)



POW/PLA/2P1T/B
Black



POW/PLA/2P1T/W
White



PLADPC1

Plaza Desktop Power Module Fixing Clamp

- Standard lead time.
- Compatible with Plaza power modules.
- Clamps modules to chosen desks.

PLADPC1 - Plaza



SK3/U

Wieland Socket Box

- Standard lead time.
- 3.15 amp Individually fused unswitched black sockets.
- Complete with 250mm earth lead to M5 ring terminal.
- Requires a separate mains lead if connecting directly into a socket (page 292).

SK2/U - 2 Gang - 262w x 60d x 50h

SK3/U - 3 Gang - 262w x 60d x 50h

SK4/U - 4 Gang - 315w x 60d x 50h

Accessories

Power Modules



AFK

Adhesive Fixing Kit

- Standard lead time.
- Enables freestanding power modules to be attached to the desk top.
- 1x kit required per module.

AFK



2WA

2 Way Adaptor

- Standard lead time.
- Allows power supply to be split between multiple power modules.

2WA



3WA

3 Way Adaptor

- Standard lead time.
- Allows power supply to be split between multiple power modules.

3WA



5M

Wieland Mains Cable

- Standard lead time.
- Black cable and plug.
- 13amp fused.

7M - 7000mm

5M - 5000mm

3M - 3000mm

2M - 2000mm



CL10

Wieland Interconnection Cable

- Standard lead time.
- Black cable and interconnection plugs.
- Male and female connectors.

CL20 - 2000mm

CL10 - 1000mm

CL5 - 500mm



IEC90/5

IEC 90 Degree Power Cable

- Standard lead time.
- Black cable and plug.
- 13amp fused.

IEC90/7 - 7000mm

IEC90/5 - 5000mm

IEC90/3 - 3000mm

IEC90/2 - 2000mm

Storage

Cubeform



Storage

Cubeform

MFC: Available in Ash, Autumn Cherry, Beech, Chester Oak, English Walnut, Grey, Grey Nebraska Oak, Laurentii Wenge, Natural Nebraska Oak and White
Nanotech: Available in Black (2 Week Lead Time)
Metalwork: Silver, Black Graphite and White - Add surcharge for Raw
Add surcharge for Praline, Olive Green, Atlantic Blue, Sapphire Blue, Mustard Yellow, Terracotta and Conker Brown (2 Week Lead Time)



CF/PCS45

Cubeform Pre-Configured Structures - 4 by 5

- Standard lead time.
- Includes feet.
- Each standard cube measures 425w x 425h x 400d.
- Extra Cubeform Vertical Frames and Shelves can be added to this item.

CF/PCS45 - 1825w x 400d x 2280h



CF/PCS35

Cubeform Pre-Configured Structures - 3 by 5

- Standard lead time.
- Includes feet.
- Each standard cube measures 425w x 425h x 400d.
- Extra Cubeform Vertical Frames and Shelves can be added to this item.

CF/PCS35 - 1375w x 400d x 2280h



CF/PCS25

Cubeform Pre-Configured Structures - 2 by 5

- Standard lead time.
- Includes feet.
- Each standard cube measures 425w x 425h x 400d.
- Extra Cubeform Vertical Frames and Shelves can be added to this item.

CF/PCS25 - 925w x 400d x 2280h



CF/PCS44

Cubeform Pre-Configured Structures - 4 by 4

- Standard lead time.
- Includes feet.
- Each standard cube measures 425w x 425h x 400d.
- Extra Cubeform Vertical Frames and Shelves can be added to this item.

CF/PCS44 - 1825w x 400d x 1830h



CF/PCS34

Cubeform Pre-Configured Structures - 3 by 4

- Standard lead time.
- Includes feet.
- Each standard cube measures 425w x 425h x 400d.
- Extra Cubeform Vertical Frames and Shelves can be added to this item.

CF/PCS34 - 1375w x 400d x 1830h



CF/PCS24

Cubeform Pre-Configured Structures - 2 by 4

- Standard lead time.
- Includes feet.
- Each standard cube measures 425w x 425h x 400d.
- Extra Cubeform Vertical Frames and Shelves can be added to this item.

CF/PCS24 - 925w x 400d x 1830h

Storage

Cubeform

MFC: Available in Ash, Autumn Cherry, Beech, Chester Oak, English Walnut, Grey, Grey Nebraska Oak, Laurentii Wenge, Natural Nebraska Oak and White
Nanotech: Available in Black (2 Week Lead Time)
Metalwork: Silver, Black Graphite and White - Add surcharge for Raw
Add surcharge for Praline, Olive Green, Atlantic Blue, Sapphire Blue, Mustard Yellow, Terracotta and Conker Brown (2 Week Lead Time)



CF/PCS43

Cubeform Pre-Configured Structures - 4 by 3

- Standard lead time.
- Includes feet.
- Each standard cube measures 425w x 425h x 400d.
- Extra Cubeform Vertical Frames and Shelves can be added to this item.

CF/PCS43 - 1825w x 400d x 1380h



CF/PCS33

Cubeform Pre-Configured Structures - 3 by 3

- Standard lead time.
- Includes feet.
- Each standard cube measures 425w x 425h x 400d.
- Extra Cubeform Vertical Frames and Shelves can be added to this item.

CF/PCS33 - 1375w x 400d x 1380h



CF/PCS23

Cubeform Pre-Configured Structures - 2 by 3

- Standard lead time.
- Includes feet.
- Each standard cube measures 425w x 425h x 400d.
- Extra Cubeform Vertical Frames and Shelves can be added to this item.

CF/PCS23 - 925w x 400d x 1380h



CF/PCS42

Cubeform Pre-Configured Structures - 4 by 2

- Standard lead time.
- Includes feet.
- Each standard cube measures 425w x 425h x 400d.
- Extra Cubeform Vertical Frames and Shelves can be added to this item.

CF/PCS42 - 1825w x 400d x 930h



CF/PCS32

Cubeform Pre-Configured Structures - 3 by 2

- Standard lead time.
- Includes feet.
- Each standard cube measures 425w x 425h x 400d.
- Extra Cubeform Vertical Frames and Shelves can be added to this item.

CF/PCS32 - 1375w x 400d x 930h



CF/PCS22

Cubeform Pre-Configured Structures - 2 by 2

- Standard lead time.
- Includes feet.
- Each standard cube measures 425w x 425h x 400d.
- Extra Cubeform Vertical Frames and Shelves can be added to this item.

CF/PCS22 - 925w x 400d x 930h

Storage

How to Specify Cubeform

How to Specify Cubeform

Vertical Frame

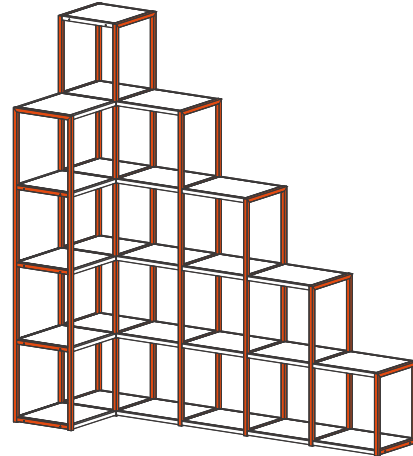
The code is for a Single Vertical Frame that is represented by a full uninterrupted orange vertical line. These Vertical Frames will be joined together when Shelves are specified.

Cubeforms specified 1 cube wide can be 1 or 2 cubes high only.

To create a configuration 2 cubes wide, 3 Vertical Frames are required, to create a configuration 3 cubes wide, 4 Vertical Frames are required, and so on.

These can be used on standard or corner configurations.

The Vertical Frames are represented in orange.

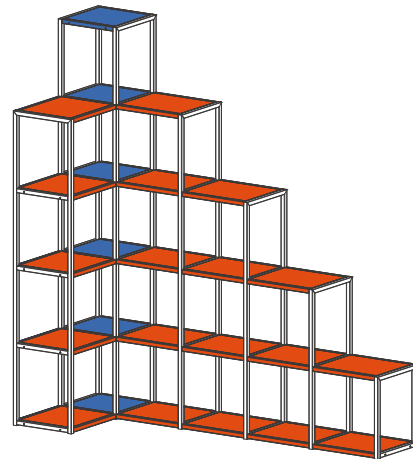


Shelves

The code is for shelves that are represented by the uninterrupted orange and blue horizontal lines. The Shelves also connect the Vertical Frames together at regular intervals on the unit. These provide the structural link for the overall unit.

Standard and Corner shelves must be specified separately.

The Standard shelves are represented in orange and the Corner shelves are represented in blue.



Accessories

A range of optional accessories are compatible with Cubeform delivering a number of flexible storage solutions.

All accessories can be retro-fitted.

Specific items have the option of different back styles. This includes a standard back, magnetic whiteboard back or fabric back.



No Suffix
Standard Back



.../WB
Magnetic Whiteboard Back Panel

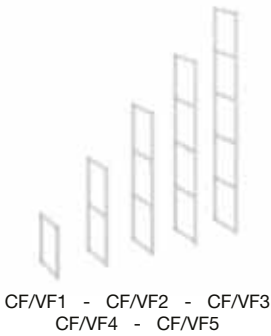


.../FB
Fabric Back

Storage

Cubeform

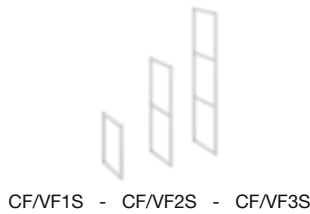
MFC: Available in Ash, Autumn Cherry, Beech, Chester Oak, English Walnut, Grey, Grey Nebraska Oak, Laurentii Wenge, Natural Nebraska Oak and White
Nanotech: Available in Black (2 Week Lead Time)
Metalwork: Silver, Black Graphite and White - Add surcharge for Raw
Add surcharge for Praline, Olive Green, Atlantic Blue, Sapphire Blue, Mustard Yellow, Terracotta and Conker Brown (2 Week Lead Time)



Cubeform Vertical Frame - Floor Standing

- Shelves are required with this product (see below).
- Standard lead time. • Includes feet. • If only 1 column is required, unit must be 1 or 2 sections high only.
- 3x Vertical Frames are required for the first 2 columns. • 1x Vertical Frame is required for all subsequent columns.
- Each standard cube measures 425w x 425h x 400d. • Each corner cube measures 350w x 425h x 400d.

CF/VF5 - 5 Sections High - Floor Standing - 25w x 400d x 2280h - Minimum 2 Columns Wide
CF/VF4 - 4 Sections High - Floor Standing - 25w x 400d x 1830h - Minimum 2 Columns Wide
CF/VF3 - 3 Sections High - Floor Standing - 25w x 400d x 1380h - Minimum 2 Columns Wide
CF/VF2 - 2 Sections High - Floor Standing - 25w x 400d x 930h - Minimum 2 Columns Wide
CF/VF1 - 1 Section High - Floor Standing - 25w x 400d x 480h - Minimum 2 Columns Wide



Cubeform Vertical Frame - Suspended

- Shelves are required with this product (see below).
- Standard lead time. • Does not include feet. • To be used between Floor Standing Vertical Frames only.
- Maximum of 2x Suspended Vertical Frames to be specified side by side.
- Each standard cube measures 425w x 425h x 400d. • Each corner cube measures 350w x 425h x 400d.

CF/VF3S - 3 Sections High - Suspended - 25w x 400d x 1375h
CF/VF2S - 2 Sections High - Suspended - 25w x 400d x 925h
CF/VF1S - 1 Section High - Suspended - 25w x 400d x 475h



Cubeform Shelf

- Vertical Frames are required with this product (see above).
- Standard lead time. • 18mm top panel. • 1x Shelf per level is required for all columns including the bases.
- Acts as structural support for the Cubeform frame.
- Each standard cube measures 425w x 425h x 400d.
- Each corner cube measures 350w x 425h x 400d.

CF/SS - Standard Shelf - 425w x 395d x 25h
CF/CS - Corner Shelf - 350w x 395d x 25h



CF/EFCC/BGR

Cubeform End Frame Cover Caps

- Standard lead time. • Fills exposed flow drill holes on the ends of the framework.

CF/EFCC/S - Silver - Sold in Packs of 24
CF/EFCC/BGR - Black Graphite - Sold in Packs of 24
CF/EFCC/WH - White - Sold in Packs of 24



CF/EFCC...



CF/BKT

Cubeform Bracket for Back to Back Units

- Required on back to back structures, 2x columns wide only. • Not needed for standard Cubeform Structures.
- Standard lead time. • Connects 2x Cubeform structures to increase stability on deeper versions.
- Brackets placed at either end of the Cubeform structure.

CF/BKT - Bracket - Sold in Pairs

Storage

Cubeform

MFC:	Available in Ash, Autumn Cherry, Beech, Chester Oak, English Walnut, Grey, Grey Nebraska Oak, Laurentii Wenge, Natural Nebraska Oak and White
Coloured MFC:	Available in Praline, Olive Green, Atlantic Blue, Sapphire Blue, Mustard Yellow, Terracotta and Conker Brown (2 Week Lead Time)
Nanotech:	Available in Black (2 Week Lead Time)
Metalwork:	Silver, Black Graphite and White - Add surcharge for Raw Add surcharge for Praline, Olive Green, Atlantic Blue, Sapphire Blue, Mustard Yellow, Terracotta and Conker Brown (2 Week Lead Time)



CF/NSC32
Storage Unit / Shelf Only



CF/NSC22
Storage Unit / Shelf Only



CF/NSC12
Storage Unit / Shelf Only

Cubeform Single Sided Storage Unit

- Storage Unit / Shelf only, Cubeform structure needs to be specified separately.
- Mandatory Shelves need to be quoted along with Storage Units. • Shelves can also be used when specifying a Bridging Cube and Floor Standing Storage Unit, and a Vertical Frame is not viable.
- Standard lead time. • For use on straight structures only. • 400mm deep. • 1x or 2x hinged doors.
- Push release open/close mechanism. • Relevant shelf required for support.

CF/NSC32 - To fit within 3 Sections Wide and 2 Sections High
1325w x 400d x 875h

CF/SS3 - **Mandatory for the Above Unit** - Shelf for 3 Sections Wide
1325w x 400d x 25h

CF/NSC22 - To fit within 2 Sections Wide and 2 Sections High
875w x 400d x 875h

CF/SS2 - **Mandatory for the Above Unit** - Shelf for 2 Sections Wide
875w x 400d x 25h

CF/NSC12 - To fit within 1 Section Wide and 2 Sections High
425w x 400d x 875h


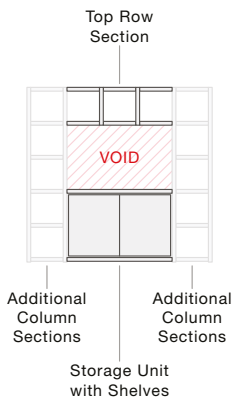
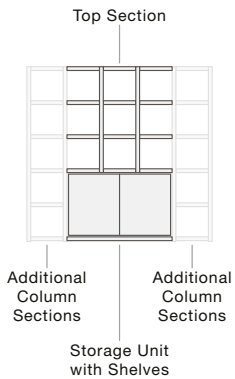
CF/SS1 - **Mandatory for the Above Unit** - Shelf for 1 Sections Wide
425w x 400d x 25h



Storage

Cubeform

- MFC:** Available in Ash, Autumn Cherry, Beech, Chester Oak, English Walnut, Grey, Grey Nebraska Oak, Laurentii Wenge, Natural Nebraska Oak and White
- Coloured MFC:** Available in Praline, Olive Green, Atlantic Blue, Sapphire Blue, Mustard Yellow, Terracotta and Conker Brown (2 Week Lead Time)
- Nanotech:** Available in Black (2 Week Lead Time)
- Metalwork:** Silver, Black Graphite and White - Add surcharge for Raw
Add surcharge for Praline, Olive Green, Atlantic Blue, Sapphire Blue, Mustard Yellow, Terracotta and Conker Brown (2 Week Lead Time)



Cubeform Single Sided Storage Unit Structure

- Storage Unit Structures require 1x or more additional column sections (using standard or corner shelves) on both sides of the structure for support.
- When a structure includes a void, it will have 1x row section only across the top of the structure.
- Void rows are situated directly underneath the above single row section.
- When a structure includes a void, the top row of this unit is not compatible with associated storage cubes.
- Standard lead time.
- Storage Units are 400mm deep.
- 1x or 2x hinged doors.
- Push release open/close mechanism.
- Additional items are required to complete this Cubeform structure.
- Complete structure uses a mixture of shelves and vertical frames to create the Storage Unit Structure.
- Includes feet.
- Each standard cube measures 425w x 425h x 400d.

1 Section Wide

CF/NSC/1W2H0V	- 2 Sections High	- 0 Void Rows	- 425w x 400d x 930h
CF/NSC/1W3H0V	- 3 Sections High	- 0 Void Rows	- 425w x 400d x 1380h
CF/NSC/1W4H0V	- 4 Sections High	- 0 Void Rows	- 425w x 400d x 1830h
CF/NSC/1W5H0V	- 5 Sections High	- 0 Void Rows	- 425w x 400d x 2280h
CF/NSC/1W5H2V	- 5 Sections High	- 2 Void Rows	- 425w x 400d x 2280h

2 Sections Wide

CF/NSC/2W2H0V	- 2 Sections High	- 0 Void Rows	- 875w x 400d x 930h
CF/NSC/2W3H0V	- 3 Sections High	- 0 Void Rows	- 875w x 400d x 1380h
CF/NSC/2W4H0V	- 4 Sections High	- 0 Void Rows	- 875w x 400d x 1830h
CF/NSC/2W4H1V	- 4 Sections High	- 1 Void Row	- 875w x 400d x 1830h
CF/NSC/2W5H0V	- 5 Sections High	- 0 Void Rows	- 875w x 400d x 2280h
CF/NSC/2W5H2V	- 5 Sections High	- 2 Void Rows	- 875w x 400d x 2280h

3 Sections Wide

CF/NSC/3W2H0V	- 2 Sections High	- 0 Void Rows	- 1325w x 400d x 930h
CF/NSC/3W3H0V	- 3 Sections High	- 0 Void Rows	- 1325w x 400d x 1380h
CF/NSC/3W4H0V	- 4 Sections High	- 0 Void Rows	- 1325w x 400d x 1830h
CF/NSC/3W4H1V	- 4 Sections High	- 1 Void Row	- 1325w x 400d x 1830h
CF/NSC/3W5H0V	- 5 Sections High	- 0 Void Rows	- 1325w x 400d x 2280h
CF/NSC/3W5H2V	- 5 Sections High	- 2 Void Rows	- 1325w x 400d x 2280h



Storage

Cubeform

MFC: Available in Ash, Autumn Cherry, Beech, Chester Oak, English Walnut, Grey, Grey Nebraska Oak, Laurentii Wenge, Natural Nebraska Oak and White
Nanotech: Available in Black (2 Week Lead Time)
Metalwork: Silver, Black Graphite and White - Add surcharge for Raw
 Add surcharge for Praline, Olive Green, Atlantic Blue, Sapphire Blue, Mustard Yellow, Terracotta and Conker Brown (2 Week Lead Time)



CF/BC4
Illustrated in red



CF/BC3
Illustrated in red



CF/BC2
Illustrated in red



CF/BC1
Illustrated in red

Cubeform Bridging Cube

- This unit is not compatible with associated storage cubes, standard shelf only.
- Standard lead time. • 18mm top panels. • Allows a connection between 2 tall Cubeform Structures.
- Uses a mixture of shelves and vertical frames to create the Bridging Cube.

CF/BC4 - 4 Sections Wide - Creates 1775w x 875h Void - 1775w x 400d x 475h
CF/BC3 - 3 Sections Wide - Creates 1325w x 875h Void - 1325w x 400d x 475h
CF/BC2 - 2 Sections Wide - Creates 875w x 875h Void - 875w x 400d x 475h
CF/BC1 - 1 Section Wide - Creates 425w x 875h Void - 425w x 400d x 475h



CF/SS2

Cubeform Extended Shelf

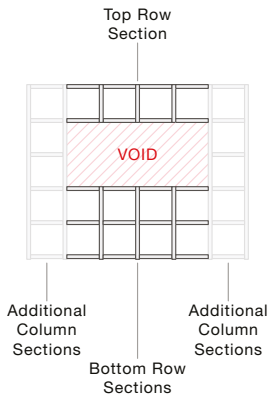
- For use when specifying a Bridging Cube and Floor Standing Storage Unit and a Vertical Frame is not viable.
- Vertical Frames are required either side of this product (page 246).
- Standard lead time. • 18mm top panel. • Acts as structural support for the Cubeform frame.

CF/SS3 - Standard Shelf - 3 Sections Wide - 1325w x 395d x 25h
CF/SS2 - Standard Shelf - 2 Sections Wide - 875w x 395d x 25h

Storage

Cubeform

MFC: Available in Ash, Autumn Cherry, Beech, Chester Oak, English Walnut, Grey, Grey Nebraska Oak, Laurentii Wenge, Natural Nebraska Oak and White
Nanotech: Available in Black (2 Week Lead Time)
Metalwork: Silver, Black Graphite and White - Add surcharge for Raw
 Add surcharge for Praline, Olive Green, Atlantic Blue, Sapphire Blue, Mustard Yellow, Terracotta and Conker Brown (2 Week Lead Time)



Cubeform Bridging Cube Structure

- Bridging Cube Structures require 1x or more additional column sections (using standard or corner shelves) on both sides of the structure for support.
- Each Bridging Cube Structure has 1x row section only across the top of the structure.
- Void rows are situated directly underneath the above single row section.
- The top row of this unit is not compatible with associated storage cubes.
- Standard lead time.
- Additional items are required to complete this Cubeform structure.
- Complete structure uses a mixture of shelves and vertical frames to create the Bridging Cube Structure.
- Includes feet.
- Each standard cube measures 425w x 425h x 400d.

1 Section Wide

CF/CB/1W4H2V	- 4 Sections High	- 2 Void Rows (425w x 875h)	- 425w x 400d x 1830h
CF/CB/1W5H2V	- 5 Sections High	- 2 Void Rows (425w x 875h)	- 425w x 400d x 2280h
CF/CB/1W5H3V	- 5 Sections High	- 3 Void Rows (425w x 1325h)	- 425w x 400d x 2280h

2 Sections Wide

CF/CB/2W3H1V	- 3 Sections High	- 1 Void Row (875w x 425h)	- 875w x 400d x 1380h
CF/CB/2W4H1V	- 4 Sections High	- 1 Void Row (875w x 425h)	- 875w x 400d x 1830h
CF/CB/2W4H2V	- 4 Sections High	- 2 Void Rows (875w x 875h)	- 875w x 400d x 1830h
CF/CB/2W5H1V	- 5 Sections High	- 1 Void Row (875w x 425h)	- 875w x 400d x 2280h
CF/CB/2W5H2V	- 5 Sections High	- 2 Void Rows (875w x 875h)	- 875w x 400d x 2280h
CF/CB/2W5H3V	- 5 Sections High	- 3 Void Rows (875w x 1325h)	- 875w x 400d x 2280h

3 Sections Wide

CF/CB/3W3H1V	- 3 Sections High	- 1 Void Row (1325w x 425h)	- 1325w x 400d x 1380h
CF/CB/3W4H1V	- 4 Sections High	- 1 Void Row (1325w x 425h)	- 1325w x 400d x 1830h
CF/CB/3W4H2V	- 4 Sections High	- 2 Void Rows (1325w x 875h)	- 1325w x 400d x 1830h
CF/CB/3W5H1V	- 5 Sections High	- 1 Void Row (1325w x 425h)	- 1325w x 400d x 2280h
CF/CB/3W5H2V	- 5 Sections High	- 2 Void Rows (1325w x 875h)	- 1325w x 400d x 2280h
CF/CB/3W5H3V	- 5 Sections High	- 3 Void Rows (1325w x 1325h)	- 1325w x 400d x 2280h

4 Sections Wide

CF/CB/4W3H1V	- 3 Sections High	- 1 Void Row (1775w x 425h)	- 1775w x 400d x 1380h
CF/CB/4W4H1V	- 4 Sections High	- 1 Void Row (1775w x 425h)	- 1775w x 400d x 1830h
CF/CB/4W4H2V	- 4 Sections High	- 2 Void Rows (1775w x 875h)	- 1775w x 400d x 1830h
CF/CB/4W5H1V	- 5 Sections High	- 1 Void Row (1775w x 425h)	- 1775w x 400d x 2280h
CF/CB/4W5H2V	- 5 Sections High	- 2 Void Rows (1775w x 875h)	- 1775w x 400d x 2280h
CF/CB/4W5H3V	- 5 Sections High	- 3 Void Rows (1775w x 1325h)	- 1775w x 400d x 2280h



Storage

Cubeform

MFC: Available in Ash, Autumn Cherry, Beech, Chester Oak, English Walnut, Grey, Grey Nebraska Oak, Laurentii Wenge, Natural Nebraska Oak and White
Coloured MFC: Available in Praline, Olive Green, Atlantic Blue, Sapphire Blue, Mustard Yellow, Terracotta and Conker Brown (3 Week Lead Time)
Nanotech: Available in Black (2 Week Lead Time)
Metalwork: Silver, Black Graphite and White - Add surcharge for Raw
Add surcharge for Praline, Olive Green, Atlantic Blue, Sapphire Blue, Mustard Yellow, Terracotta and Conker Brown (2 Week Lead Time)



CF/OFB

Cubeform Open Fronted Box

- Standard lead time. • 18mm top panel.
- Can be specified on standard shelves only (not corner shelves).
- Available with Standard, Whiteboard or Fabric back (page 300).

CF/OFB - Standard Back - 425w x 400d x 425h

CF/OFB/WB - Whiteboard Back - 425w x 400d x 425h

CF/OFB/FB - Fabric Back - 425w x 400d x 425h - Priced in Group 1

Fabric Groups: Group 1 - Add surcharge for Group 2-7



Storage

Cubeform

MFC:	Available in Ash, Autumn Cherry, Beech, Chester Oak, English Walnut, Grey, Grey Nebraska Oak, Laurentii Wenge, Natural Nebraska Oak and White
Coloured MFC:	Available in Praline, Olive Green, Atlantic Blue, Sapphire Blue, Mustard Yellow, Terracotta and Conker Brown (3 Week Lead Time)
Nanotech:	Available in Black (2 Week Lead Time)
Metalwork:	Silver, Black Graphite and White - Add surcharge for Raw Add surcharge for Praline, Olive Green, Atlantic Blue, Sapphire Blue, Mustard Yellow, Terracotta and Conker Brown (2 Week Lead Time)



CF/SDB

Cubeform Single Door Box

- Standard lead time. • 18mm top panel. • Can be specified on standard shelves only (not corner shelves).
- Available with Standard, Combination or Digital Keypad Lock (see below).
- Available with Standard, Whiteboard or Fabric back (page 300).

CF/SDB	- Standard Back	- 425w x 400d x 425h
CF/SDB/WB	- Whiteboard Back	- 425w x 400d x 425h
CF/SDB/FB	- Fabric Back	- 425w x 400d x 425h - Priced in Group 1

Fabric Groups: Group 1 - Add surcharge for Group 2-7

Additional: Standard Key Lock (No Suffix)
Add surcharge for Combination Lock (.../CL), Digital Keypad Lock (.../DKL), Public Access Lock (.../KL)



CF/DU1

Cubeform 1 Drawer Unit

- Standard lead time. • 18mm top panel. • Can be specified on standard shelves only (not corner shelves).
- Lockable, includes 2x keys. • Available with Standard, Whiteboard or Fabric back (page 300).
- Alternative handles available (see Desking guide).

CF/DU1	- Standard Back	- 425w x 400d x 425h
CF/DU1/WB	- Whiteboard Back	- 425w x 400d x 425h
CF/DU1/FB	- Fabric Back	- 425w x 400d x 425h - Priced in Group 1

Fabric Groups: Group 1 - Add surcharge for Group 2-7



CF/DU2

Cubeform 2 Drawer Unit

- Standard lead time. • 18mm top panel. • Can be specified on standard shelves only (not corner shelves).
- Lockable, includes 2x keys. • Available with Standard, Whiteboard or Fabric back (page 300).
- Alternative handles available (see Desking guide).

CF/DU2	- Standard Back	- 425w x 400d x 425h
CF/DU2/WB	- Whiteboard Back	- 425w x 400d x 425h
CF/DU2/FB	- Fabric Back	- 425w x 400d x 425h - Priced in Group 1

Fabric Groups: Group 1 - Add surcharge for Group 2-7

Storage

Cubeform

MFC: Available in Ash, Autumn Cherry, Beech, Chester Oak, English Walnut, Grey, Grey Nebraska Oak, Laurentii Wenge, Natural Nebraska Oak and White
Coloured MFC: Available in Praline, Olive Green, Atlantic Blue, Sapphire Blue, Mustard Yellow, Terracotta and Conker Brown (3 Week Lead Time)
Nanotech: Available in Black (2 Week Lead Time)
Fabric: Fully upholstered - See below for pricing groups



CF/SPB

Cubeform Single Planter Box and Plants

- 2 week lead time on Plants, standard lead time on Planter Boxes. • This unit is supplied without plants, plant tray or liner.
- 18mm top panel. • Planter boxes can be used on standard shelves only (not corner shelves).
- 389w x 364d x 152h internal dimensions. • This unit is supplied without plants, plant tray or liner.
- The units require a waterproof membrane liner to protect against moisture and water ingress.
- For coloured MFC finishes, see 'Coloured MFC' price and suffix .../CON.

CF/SPB - Single Planter Box with No Plants - 425w x 400d x 170h



CF/SPB/PLT1

CF/SPB/PLT1 - Plants Only



CF/DPB

Cubeform Double Planter Box and Plants

- 2 week lead time on Plants, standard lead time on Planter Boxes. • This unit is supplied without plants, plant tray or liner.
- 18mm top panel. • Planter boxes can be used on standard shelves only (not corner shelves).
- 864w x 314d x 152h internal dimensions. • This unit is supplied without plants, plant tray or liner.
- The units require a waterproof membrane liner to protect against moisture and water ingress.
- For coloured MFC finishes, see 'Coloured MFC' price and suffix .../CON.

CF/DPB - Double Planter Box with No Plants - 900w x 350d x 170h



CF/DPB/PLT1

CF/DPB/PLT1 - Plants Only



CF/MS

Cubeform Stool

- Standard lead time. • Modular seating system. • Fully upholstered. • Hardwood frame.
- Fire retardant CMHR foam. • Protective feet.

CF/MS - 395w x 395d x 410h

Fabric Groups: Group 1 - Add surcharge for Group 2-7

Storage

Cubeform

MFC: Available in Ash, Autumn Cherry, Beech, Chester Oak, English Walnut, Grey, Grey Nebraska Oak, Laurentii Wenge, Natural Nebraska Oak and White
Coloured MFC: Available in Praline, Olive Green, Atlantic Blue, Sapphire Blue, Mustard Yellow, Terracotta and Conker Brown (3 Week Lead Time)
Nanotech: Available in Black (2 Week Lead Time)



CF/STV4



CF/STV4

Cubeform Single Sided TV Storage Unit

- This unit is compatible with standard shelves only.
- Standard lead time. • 100mm void at the rear for cable access and concealment.
- One piece back panel, allowing bespoke drilling for cable access. • TV not included.

CF/STV4 - 4 Sections Wide and 2 Sections High - 1775w x 400d x 875h

CF/STV3 - 3 Sections Wide and 2 Sections High - 1325w x 400d x 875h

CF/STV2 - 2 Sections Wide and 2 Sections High - 875w x 400d x 875h



CF/DTV4



CF/DTV4

Cubeform Double Sided TV Storage Unit

- This unit is compatible with standard shelves only.
- Standard lead time. • 100mm void in the centre for cable access and concealment.
- One piece back panel, allowing bespoke drilling for cable access. • TV not included.

CF/DTV4 - 4 Sections Wide and 2 Sections High - 1775w x 400d x 875h

CF/DTV3 - 3 Sections Wide and 2 Sections High - 1325w x 400d x 875h

CF/DTV2 - 2 Sections Wide and 2 Sections High - 875w x 400d x 875h

Storage

Cubeform Home Study Station

MFC:	Available in Ash, Autumn Cherry, Beech, Chester Oak, English Walnut, Grey, Grey Nebraska Oak, Laurentii Wenge, Natural Nebraska Oak and White
Coloured MFC:	Available in Praline, Olive Green, Atlantic Blue, Sapphire Blue, Mustard Yellow, Terracotta and Conker Brown (3 Week Lead Time)
Nanotech:	Available in Black (2 Week Lead Time)
Edging:	Add surcharge for Wenge, Black and Plywood Effect per top - Edging on 25mm White MFC and Black Nanotech only
Metalwork:	Silver, Black Graphite and White - Add surcharge for Raw
	Add surcharge for Praline, Olive Green, Atlantic Blue, Sapphire Blue, Mustard Yellow, Terracotta and Conker Brown (2 Week Lead Time)



CF/HSS15/6RH

Cubeform Home Study Station

- This item **must be securely fixed to a solid wall using the anti-tip device provided.**
- Standard lead time. • 25mm top panel. • Includes a wall fixing kit.
- Alternative handles available (see desking guide).

CF/HSS15/6... (LH or RH) - 1500w x 550d x 2070h



Storage

Cubeform Home Study Station

MFC:	Available in Ash, Autumn Cherry, Beech, Chester Oak, English Walnut, Grey, Grey Nebraska Oak, Laurentii Wenge, Natural Nebraska Oak and White
Coloured MFC:	Available in Praline, Olive Green, Atlantic Blue, Sapphire Blue, Mustard Yellow, Terracotta and Conker Brown (3 Week Lead Time)
Nanotech:	Available in Black (2 Week Lead Time)
Metalwork:	Silver, Black Graphite and White - Add surcharge for Raw Add surcharge for Praline, Olive Green, Atlantic Blue, Sapphire Blue, Mustard Yellow, Terracotta and Conker Brown (2 Week Lead Time)



CF/HSSOFB

Cubeform Home Study Station Open Fronted Box

- Standard lead time. • 18mm top panel.
- Can be specified on the Cubeform Home Study Stations overhead shelf only (not standard or corner shelves).

CF/HSSOFB - Standard Back - 1000w x 400d x 425h



CF/HSSDDB/NL

Cubeform Home Study Station Double Door Box

- Standard lead time. • 18mm top panel. • Can be specified on the Cubeform Home Study Stations overhead shelf only (not standard or corner shelves).
- Alternative handles available (see [Desking guide](#)).

CF/HSSDDB/NL - Standard Back - 1000w x 400d x 425h



CF/HSSDPB

Cubeform Home Study Station Double Planter Box and Plants

- Standard lead time. • 18mm top panel. • 964w x 364d x 152h internal dimensions.
- Can be specified on the Cubeform Home Study Stations overhead shelf only (not standard or corner shelves).
- This unit is supplied without plants, plant tray or liner.
- The units require a waterproof membrane liner to protect against moisture and water ingress.

CF/HSSDPB - Double Planter Box with No Plants - 1000w x 400d x 170h



CF/HSSDPB/PLT1

CF/HSSDPB/PLT1 - Plants Only



CF/SDB/NLRH

Cubeform Home Study Station Single Door Box

- Standard lead time. • 18mm top panel.
- Can be specified on the Cubeform Home Study Stations overhead shelf only (not standard or corner shelves).
- Alternative handles available (see [Desking guide](#)). • No lock version.

CF/SDB/NL... (LH or RH) - Standard Back - 425w x 400d x 425h

Storage

Cubeform Bench and Seats

MFC: Available in Ash, Autumn Cherry, Beech, Chester Oak, English Walnut, Grey, Grey Nebraska Oak, Laurentii Wenge, Natural Nebraska Oak and White
Nanotech: Available in Black (2 Week Lead Time)
Edging: Add surcharge for Wenge, Black and Plywood Effect per top - Edging on 25mm White MFC and Black Nanotech only
Metalwork: Silver, Black Graphite and White - Add surcharge for Chrome Effect and Raw
 Add surcharge for Praline, Olive Green, Atlantic Blue, Sapphire Blue, Mustard Yellow, Terracotta and Conker Brown (2 Week Lead Time)
Fabric: Fully upholstered seat pads - See individual items for pricing groups



CF/RB16/8

Cubeform Rectangular Bench

- Standard lead times. • 25mm top panel. • Central support rail.

CF/RB16/8 - 1600w x 800d x 740h
CF/RB14/8 - 1400w x 800d x 740h
CF/RB12/8 - 1200w x 800d x 740h

CF/RB16/6 - 1600w x 600d x 740h
CF/RB14/6 - 1400w x 600d x 740h
CF/RB12/6 - 1200w x 600d x 740h



CF/RSS8

Cubeform Rectangular Single Seat

- Standard lead times. • Complete with wooden seat or fully upholstered seat pad.
 • Wooden seat with 25mm top panel. • Seat pad priced in Group 1.

Cubeform Rectangular Single Wooden Seat

CF/RSS8 - 800w x 350d x 465h - Wooden Seat
CF/RSS5 - 475w x 350d x 465h - Wooden Seat

Cubeform Rectangular Single Fabric Seat

CF/RSS8/F - 800w x 350d x 530h - Seat Pad

Fabric Groups:	Add £0 for Group 1	- Add £19 for Group 2	- Add £38 for Group 3	- Add £59 for Group 4
	Add £81 for Group 5	- Add £103 for Group 6	- Add £159 for Group 7	

CF/RSS5/F - 475w x 350d x 530h - Seat Pad

Fabric Groups:	Add £0 for Group 1	- Add £17 for Group 2	- Add £33 for Group 3	- Add £47 for Group 4
	Add £65 for Group 5	- Add £84 for Group 6	- Add £135 for Group 7	



CF/RSS8/F



CF/RDS14

Cubeform Rectangular Bench Seat

- Standard lead times. • Complete with wooden seat or fully upholstered seat pad.
 • Wooden seat with 25mm top panel. • Seat pad priced in Group 1.

Cubeform Rectangular Bench Wooden Seat

CF/RDS14 - 1400w x 350d x 465h - Wooden Seat
CF/RDS12 - 1200w x 350d x 465h - Wooden Seat
CF/RDS10 - 1000w x 350d x 465h - Wooden Seat

Cubeform Rectangular Bench Fabric Seat

CF/RDS14/F - 1400w x 350d x 530h - Seat Pad

Fabric Groups:	Add £0 for Group 1	- Add £30 for Group 2	- Add £62 for Group 3	- Add £95 for Group 4
	Add £129 for Group 5	- Add £163 for Group 6	- Add £242 for Group 7	

CF/RDS12/F - 1200w x 350d x 530h - Seat Pad

Fabric Groups:	Add £0 for Group 1	- Add £27 for Group 2	- Add £56 for Group 3	- Add £85 for Group 4
	Add £113 for Group 5	- Add £145 for Group 6	- Add £224 for Group 7	

CF/RDS10/F - 1000w x 350d x 530h - Seat Pad

Fabric Groups:	Add £0 for Group 1	- Add £24 for Group 2	- Add £50 for Group 3	- Add £75 for Group 4
	Add £103 for Group 5	- Add £131 for Group 6	- Add £205 for Group 7	



CF/RDS14/F

Storage

Cubeform Coffee Tables

MFC: Available in Ash, Autumn Cherry, Beech, Chester Oak, English Walnut, Grey, Grey Nebraska Oak, Laurentii Wenge, Natural Nebraska Oak and White
Nanotech: Available in Black (2 Week Lead Time)
Veneer: Available in Oak and Walnut (3 Week Lead Time)
Edging: Add surcharge for Wenge, Black and Plywood Effect per top - Edging on 25mm White MFC and Black Nanotech only
Metalwork: Silver, Black Graphite and White - Add surcharge for Raw
Add surcharge for Praline, Olive Green, Atlantic Blue, Sapphire Blue, Mustard Yellow, Terracotta and Conker Brown (2 Week Lead Time)



CF/RCT1



Rectangular Top

Cubeform Rectangular Coffee Table

- Standard lead times. • 25mm top panel.

CF/RCT1 - 900w x 475d x 400h



CF/SCT2



Square Top

Cubeform Square Coffee Table

- Standard lead times. • 25mm top panel.

CF/SCT1 - 475w x 475d x 400h

CF/SCT2 - 900w x 900d x 400h



CF/RCT1/BP



Rectangular Top

Cubeform Rectangular Coffee Table with Base Panel

- Standard lead times. • 25mm top panel and 18mm base panel.

CF/RCT1/BP - 900w x 475d x 400h



CF/SCT2/BP



Square Top

Cubeform Square Coffee Table with Base Panel

- Standard lead times. • 25mm top panel and 18mm base panel.

CF/SCT1/BP - 475w x 475d x 400h

CF/SCT2/BP - 900w x 900d x 400h



Oases

Agile Working Solutions

Contact Customer Services for more information

Oases Introduction

As workspaces evolve, there has been a rapid transition towards agile and hybrid working. This developing concept focuses on providing flexible environments for employees, allowing them to choose from a variety of settings according to the nature of what they are doing.

Oases' diverse range of flexible configurations offer modular solutions for single workspaces, one-to-one zones, instant dropdown points and soft seating for developing agile and focused workspaces.



- Metalwork Legs:** Silver (.../SF), Black Graphite (.../BGF) and White (.../WF)
 Add surcharge per foot for Chrome Effect (.../CF) - Add £1 per leg for Raw Metalwork (.../RF)
 Add surcharge per foot for Black (.../BF), Praline (.../PLF), Olive Green (.../OVF), Atlantic Blue (.../ABF), Sapphire Blue (.../SBF), Mustard Yellow (.../MYF), Terracotta (.../TCF) and Conker Brown (.../CBF)
- Veneer Legs:** Add surcharge per foot for Ash (.../ASL), Beech (.../BEL), Stained Walnut (.../WAL), Stained Espresso (.../ESL), Stained Wenge (.../WEL), Stained Black (.../BKL), Stained Grey (.../GYL) and White (.../WHF)
- Fabric:** Screens are fully upholstered with pinnable surface
 Screens available in Two-Tone (suffix .../TT after leg finish) - *Further information required, contact Customer Services for an Oases specification form*
- Electrics:** Cut-outs available for Electrics (suffix .../EA after leg finish) - *Further information required, contact Customer Services for an Oases specification form*



OAS/A20/24/13...

Open Booth in Style A

- 6 week lead time.

OAS/A10/14/7...	- 1 Person	- 6x Feet	- 1400w x 700d x 1440h
OAS/A10/12/7...	- 1 Person	- 6x Feet	- 1200w x 700d x 1440h
OAS/A10/10/7...	- 1 Person	- 6x Feet	- 1000w x 700d x 1440h
OAS/A10/14/12...	- 1 Person	- 10x Feet	- 1400w x 1217d x 1440h
OAS/A10/12/12...	- 1 Person	- 10x Feet	- 1200w x 1217d x 1440h
OAS/A10/10/12...	- 1 Person	- 10x Feet	- 1000w x 1217d x 1440h
OAS/A20/28/13...	- 2 Person	- 16x Feet	- 2764w x 1400d x 1440h
OAS/A20/24/13...	- 2 Person	- 16x Feet	- 2364w x 1400d x 1440h
OAS/A20/20/13...	- 2 Person	- 16x Feet	- 1964w x 1400d x 1440h
OAS/A30/42/13...	- 3 Person	- 22x Feet	- 4128w x 1400d x 1440h
OAS/A30/36/13...	- 3 Person	- 22x Feet	- 3528w x 1400d x 1440h
OAS/A30/30/13...	- 3 Person	- 22x Feet	- 2928w x 1400d x 1440h
OAS/A40/56/13...	- 4 Person	- 28x Feet	- 5492w x 1400d x 1440h
OAS/A40/48/13...	- 4 Person	- 28x Feet	- 4692w x 1400d x 1440h
OAS/A40/40/13...	- 4 Person	- 28x Feet	- 3892w x 1400d x 1440h



OAS/B20/22/9...

Open Booth in Style B

- 6 week lead time.
- 900w, 1800w, 2700w and 3600w versions have single back panels.

OAS/B10/13/9...	- 1 Person	- 8x Feet	- 1314w x 857d x 1440h
OAS/B10/11/9...	- 1 Person	- 8x Feet	- 1114w x 857d x 1440h
OAS/B10/9/9...	- 1 Person	- 6x Feet	- 897w x 857d x 1440h
OAS/B20/26/9...	- 2 Person	- 14x Feet	- 2588w x 857d x 1440h
OAS/B20/22/9...	- 2 Person	- 14x Feet	- 2188w x 857d x 1440h
OAS/B20/18/9...	- 2 Person	- 10x Feet	- 1754w x 857d x 1440h
OAS/B30/39/9...	- 3 Person	- 20x Feet	- 3862w x 857d x 1440h
OAS/B30/33/9...	- 3 Person	- 20x Feet	- 3262w x 857d x 1440h
OAS/B30/27/9...	- 3 Person	- 14x Feet	- 2611w x 857d x 1440h
OAS/B40/52/9...	- 4 Person	- 26x Feet	- 5136w x 857d x 1440h
OAS/B40/44/9...	- 4 Person	- 26x Feet	- 4336w x 857d x 1440h
OAS/B40/36/9...	- 4 Person	- 18x Feet	- 3468w x 857d x 1440h



OAS/C20/22/17...

Open Booth in Style C

- 6 week lead time.
- 900w, 1800w, 2700w and 3600w versions have single back panels.

OAS/C20/13/17...	- 2 Person	- 12x Feet	- 1314w x 1674d x 1440h
OAS/C20/11/17...	- 2 Person	- 12x Feet	- 1114w x 1674d x 1440h
OAS/C20/9/17...	- 2 Person	- 10x Feet	- 897w x 1674d x 1440h
OAS/C40/26/17...	- 4 Person	- 20x Feet	- 2588w x 1674d x 1440h
OAS/C40/22/17...	- 4 Person	- 20x Feet	- 2188w x 1674d x 1440h
OAS/C40/18/17...	- 4 Person	- 16x Feet	- 1754w x 1674d x 1440h
OAS/C60/39/17...	- 6 Person	- 28x Feet	- 3862w x 1674d x 1440h
OAS/C60/33/17...	- 6 Person	- 28x Feet	- 3262w x 1674d x 1440h
OAS/C60/27/17...	- 6 Person	- 22x Feet	- 2611w x 1674d x 1440h
OAS/C80/52/17...	- 8 Person	- 36x Feet	- 5136w x 1674d x 1440h
OAS/C80/44/17...	- 8 Person	- 36x Feet	- 4336w x 1674d x 1440h
OAS/C80/36/17...	- 8 Person	- 28x Feet	- 3468w x 1674d x 1440h

- Metalwork Legs:** Silver (.../SF), Black Graphite (.../BGF) and White (.../WF)
 Add surcharge per foot for Chrome Effect (.../CF) - Add £1 per leg for Raw Metalwork (.../RF)
 Add surcharge per foot for Black (.../BF), Praline (.../PLF), Olive Green (.../OVF), Atlantic Blue (.../ABF), Sapphire Blue (.../SBF), Mustard Yellow (.../MYF), Terracotta (.../TCF) and Conker Brown (.../CBF)
- Veneer Legs:** Add surcharge per foot for Ash (.../ASL), Beech (.../BEL), Stained Walnut (.../WAL), Stained Espresso (.../ESL), Stained Wenge (.../WEL), Stained Black (.../BKL), Stained Grey (.../GYL) and White (.../WHF)
- Fabric:** Screens are fully upholstered with pinnable surface
 Screens available in Two-Tone (suffix .../TT after leg finish) - *Further information required, contact Customer Services for an Oases specification form*
- Electrics:** Cut-outs available for Electrics (suffix .../EA after leg finish) - *Further information required, contact Customer Services for an Oases specification form*



OAS/D10/16/12...

Open Booth in Style D

- 6 week lead time.

OAS/D10/16/14...	- 1 Person	- 12x Feet	- 1600w x 1400d x 1440h
OAS/D10/16/12...	- 1 Person	- 12x Feet	- 1600w x 1200d x 1440h
OAS/D10/16/10...	- 1 Person	- 12x Feet	- 1600w x 1000d x 1440h



OAS/E20/23/12...

Open Booth in Style E

- 6 week lead time.

OAS/E20/23/14...	- 2 Person	- 14x Feet	- 2317w x 1400d x 1440h
OAS/E20/23/12...	- 2 Person	- 14x Feet	- 2317w x 1200d x 1440h
OAS/E20/23/10...	- 2 Person	- 14x Feet	- 2317w x 1000d x 1440h



OAS/F20/30/12...

Open Booth in Style F

- 6 week lead time.

OAS/F20/30/14...	- 2 Person	- 20x Feet	- 3074w x 1400d x 1440h
OAS/F20/30/12...	- 2 Person	- 20x Feet	- 3074w x 1200d x 1440h
OAS/F20/30/10...	- 2 Person	- 20x Feet	- 3074w x 1000d x 1440h
OAS/F40/30/28...	- 4 Person	- 36x Feet	- 2988w x 2674d x 1440h
OAS/F40/30/24...	- 4 Person	- 36x Feet	- 2988w x 2274d x 1440h
OAS/F40/30/20...	- 4 Person	- 36x Feet	- 2988w x 1874d x 1440h



OAS/G30/12...

Open Booth in Style G

- 6 week lead time.

OAS/G30/12...	- 3 Person	- 24x Feet	- 2814w x 2849d x 1440h
OAS/G30/10...	- 3 Person	- 24x Feet	- 2582w x 2676d x 1440h



OAS/H40/12...

Open Booth in Style H

- 6 week lead time.

OAS/H40/14...	- 4 Person	- 32x Feet	- 2874w x 2874d x 1440h
OAS/H40/12...	- 4 Person	- 32x Feet	- 2674w x 2674d x 1440h

- Metalwork Legs:** Silver (.../SF), Black Graphite (.../BGF) and White (.../WF)
 Add surcharge per foot for Chrome Effect (.../CF) - Add £1 per leg for Raw Metalwork (.../RF)
 Add surcharge per foot for Black (.../BF), Praline (.../PLF), Olive Green (.../OVF), Atlantic Blue (.../ABF), Sapphire Blue (.../SBF), Mustard Yellow (.../MYF), Terracotta (.../TCF) and Conker Brown (.../CBF)
- Veneer Legs:** Add surcharge per foot for Ash (.../ASL), Beech (.../BEL), Stained Walnut (.../WAL), Stained Espresso (.../ESL), Stained Wenge (.../WEL), Stained Black (.../BKL), Stained Grey (.../GYL) and White (.../WHF)
- Fabric:** Screens are fully upholstered with pinnable surface
 Screens available in Two-Tone (suffix .../TT after leg finish) - *Further information required, contact Customer Services for an Oases specification form*
- Electrics:** Cut-outs available for Electrics (suffix .../EA after leg finish) - *Further information required, contact Customer Services for an Oases specification form*



OAS/J30/38/10...

Open Booth in Style J

- 6 week lead time.

OAS/J20/28/10...	- 2 Person	- 10x Feet	- 2816w x 947d x 1440h
OAS/J20/24/8...	- 2 Person	- 10x Feet	- 2391w x 805d x 1440h
OAS/J30/38/10...	- 3 Person	- 13x Feet	- 3780w x 947d x 1440h
OAS/J30/32/8...	- 3 Person	- 13x Feet	- 3214w x 805d x 1440h
OAS/J40/48/10...	- 4 Person	- 16x Feet	- 4745w x 947d x 1440h
OAS/J40/40/8...	- 4 Person	- 16x Feet	- 4038w x 805d x 1440h
OAS/J50/58/10...	- 5 Person	- 19x Feet	- 5709w x 947d x 1440h
OAS/J50/48/8...	- 5 Person	- 19x Feet	- 4861w x 805d x 1440h



OAS/K30/24/6...

Open Booth in Style K

- 6 week lead time.

OAS/K20/18/6...	- 2 Person	- 6x Feet	- 1804w x 646d x 1440h
OAS/K30/24/6...	- 3 Person	- 8x Feet	- 2410w x 646d x 1440h
OAS/K40/30/6...	- 4 Person	- 10x Feet	- 3016w x 646d x 1440h
OAS/K50/36/6...	- 5 Person	- 12x Feet	- 3622w x 646d x 1440h



OAS/L30/18/18...

Open Booth in Style L

- 6 week lead time.

OAS/L30/18/18...	- 3 Person	- 9x Feet	- 1806w x 1793d x 1440h
-------------------------	------------	-----------	-------------------------

MFC:	Available in Ash, Autumn Cherry, Beech, Chester Oak, English Walnut, Grey, Grey Nebraska Oak, Laurentii Wenge, Natural Nebraska Oak and White
Nanotech:	See Oases Price Guide for more information
Edging:	Add surcharge for Wenge, Black and Plywood Effect per top - <i>Edging on 25mm White MFC only</i>
Metalwork Legs:	Silver (.../SF), Black Graphite (.../BGF) and White (.../WF) Add surcharge per foot for Chrome Effect (.../CF) - Add £1 per leg for Raw Metalwork (.../RF) Add surcharge per foot for Black (.../BF), Praline (.../PLF), Olive Green (.../OVF), Atlantic Blue (.../ABF), Sapphire Blue (.../SBF), Mustard Yellow (.../MYF), Terracotta (.../TCF) and Conker Brown (.../CBF)
Veneer Legs:	Add surcharge per foot for Ash (.../ASL), Beech (.../BEL), Stained Walnut (.../WAL), Stained Espresso (.../ESL), Stained Wenge (.../WEL), Stained Black (.../BKL), Stained Grey (.../GYL) and White (.../WHF)
Fabric:	Screens are fully upholstered with pinnable surface Screens available in Two-Tone (suffix .../TT after leg finish) - <i>Further information required, contact Customer Services for an Oases specification form</i>
Electrics:	Cut-outs available for Electrics (suffix .../EA after leg finish) - <i>Further information required, contact Customer Services for an Oases specification form</i>



OAS/A2D/24/13...

Desking Booth in Style A

- 6 week lead time.
- 25mm MFC top panels.
- 2 cable ports per 600d desktop.

OAS/A1D/14/7...	- 1 Person	- 6x Feet	- 1400w x 700d x 1440h
OAS/A1D/12/7...	- 1 Person	- 6x Feet	- 1200w x 700d x 1440h
OAS/A1D/10/7...	- 1 Person	- 6x Feet	- 1000w x 700d x 1440h
OAS/A1D/14/12...	- 1 Person	- 10x Feet	- 1400w x 1217d x 1440h
OAS/A1D/12/12...	- 1 Person	- 10x Feet	- 1200w x 1217d x 1440h
OAS/A1D/10/12...	- 1 Person	- 10x Feet	- 1000w x 1217d x 1440h
OAS/A2D/28/13...	- 2 Person	- 16x Feet	- 2764w x 1400d x 1440h
OAS/A2D/24/13...	- 2 Person	- 16x Feet	- 2364w x 1400d x 1440h
OAS/A2D/20/13...	- 2 Person	- 16x Feet	- 1964w x 1400d x 1440h
OAS/A3D/42/13...	- 3 Person	- 22x Feet	- 4128w x 1400d x 1440h
OAS/A3D/36/13...	- 3 Person	- 22x Feet	- 3528w x 1400d x 1440h
OAS/A3D/30/13...	- 3 Person	- 22x Feet	- 2928w x 1400d x 1440h
OAS/A4D/56/13...	- 4 Person	- 28x Feet	- 5492w x 1400d x 1440h
OAS/A4D/48/13...	- 4 Person	- 28x Feet	- 4692w x 1400d x 1440h
OAS/A4D/40/13...	- 4 Person	- 28x Feet	- 3892w x 1400d x 1440h



OAS/B2D/22/9...

Desking Booth in Style B

- 6 week lead time.
- 25mm MFC top panels.
- 2 cable ports per 600d desktop.
- 900w, 1800w, 2700w and 3600w versions have single back panels.

OAS/B1D/13/9...	- 1 Person	- 8x Feet	- 1314w x 857d x 1440h
OAS/B1D/11/9...	- 1 Person	- 8x Feet	- 1114w x 857d x 1440h
OAS/B1D/9/9...	- 1 Person	- 6x Feet	- 897w x 857d x 1440h
OAS/B2D/26/9...	- 2 Person	- 14x Feet	- 2588w x 857d x 1440h
OAS/B2D/22/9...	- 2 Person	- 14x Feet	- 2188w x 857d x 1440h
OAS/B2D/18/9...	- 2 Person	- 10x Feet	- 1754w x 857d x 1440h
OAS/B3D/39/9...	- 3 Person	- 20x Feet	- 3862w x 857d x 1440h
OAS/B3D/33/9...	- 3 Person	- 20x Feet	- 3262w x 857d x 1440h
OAS/B3D/27/9...	- 3 Person	- 14x Feet	- 2611w x 857d x 1440h
OAS/B4D/52/9...	- 4 Person	- 26x Feet	- 5136w x 857d x 1440h
OAS/B4D/44/9...	- 4 Person	- 26x Feet	- 4336w x 857d x 1440h
OAS/B4D/36/9...	- 4 Person	- 18x Feet	- 3468w x 857d x 1440h



OAS/C2D/22/17...

Desking Booth in Style C

- 6 week lead time.
- 25mm MFC top panels.
- 2 cable ports per 600d desktop.
- 900w, 1800w, 2700w and 3600w versions have single back panels.

OAS/C2D/13/17...	- 2 Person	- 12x Feet	- 1314w x 1674d x 1440h
OAS/C2D/11/17...	- 2 Person	- 12x Feet	- 1114w x 1674d x 1440h
OAS/C2D/9/17...	- 2 Person	- 10x Feet	- 897w x 1674d x 1440h
OAS/C4D/26/17...	- 4 Person	- 20x Feet	- 2588w x 1674d x 1440h
OAS/C4D/22/17...	- 4 Person	- 20x Feet	- 2188w x 1674d x 1440h
OAS/C4D/18/17...	- 4 Person	- 16x Feet	- 1754w x 1674d x 1440h
OAS/C6D/39/17...	- 6 Person	- 28x Feet	- 3862w x 1674d x 1440h
OAS/C6D/33/17...	- 6 Person	- 28x Feet	- 3262w x 1674d x 1440h
OAS/C6D/27/17...	- 6 Person	- 22x Feet	- 2611w x 1674d x 1440h
OAS/C8D/52/17...	- 8 Person	- 36x Feet	- 5136w x 1674d x 1440h
OAS/C8D/44/17...	- 8 Person	- 36x Feet	- 4336w x 1674d x 1440h
OAS/C8D/36/17...	- 8 Person	- 28x Feet	- 3468w x 1674d x 1440h

MFC:	Available in Ash, Autumn Cherry, Beech, Chester Oak, English Walnut, Grey, Grey Nebraska Oak, Laurentii Wenge, Natural Nebraska Oak and White
Nanotech:	See Oases Price Guide for more information
Edging:	Add surcharge for Wenge, Black and Plywood Effect per top - <i>Edging on 25mm White MFC only</i>
Metalwork Legs:	Silver (.../SF), Black Graphite (.../BGF) and White (.../WF) Add surcharge per foot for Chrome Effect (.../CF) - Add £1 per leg for Raw Metalwork (.../RF) Add surcharge per foot for Black (.../BF), Praline (.../PLF), Olive Green (.../OVF), Atlantic Blue (.../ABF), Sapphire Blue (.../SBF), Mustard Yellow (.../MYF), Terracotta (.../TCF) and Conker Brown (.../CBF)
Veneer Legs:	Add surcharge per foot for Ash (.../ASL), Beech (.../BEL), Stained Walnut (.../WAL), Stained Espresso (.../ESL), Stained Wenge (.../WEL), Stained Black (.../BKL), Stained Grey (.../GYL) and White (.../WHF)
Fabric:	Screens are fully upholstered with pinnable surface Screens available in Two-Tone (suffix .../TT after leg finish) - <i>Further information required, contact Customer Services for an Oases specification form</i>
Electrics:	Cut-outs available for Electrics (suffix .../EA after leg finish) - <i>Further information required, contact Customer Services for an Oases specification form</i>



OAS/D1D/16/12...

Desking Booth in Style D

- 6 week lead time.
- 25mm MFC top panels.
- 2 cable ports per 600d desktop.

OAS/D1D/16/14...	- 1 Person	- 12x Feet	- 1600w x 1400d x 1440h
OAS/D1D/16/12...	- 1 Person	- 12x Feet	- 1600w x 1200d x 1440h
OAS/D1D/16/10...	- 1 Person	- 12x Feet	- 1600w x 1000d x 1440h



OAS/E2D/23/12...

Desking Booth in Style E

- 6 week lead time.
- 25mm MFC top panels.
- 2 cable ports per 600d desktop.

OAS/E2D/23/14...	- 2 Person	- 14x Feet	- 2317w x 1400d x 1440h
OAS/E2D/23/12...	- 2 Person	- 14x Feet	- 2317w x 1200d x 1440h
OAS/E2D/23/10...	- 2 Person	- 14x Feet	- 2317w x 1000d x 1440h



OAS/F2D/30/12...

Desking Booth in Style F

- 6 week lead time.
- 25mm MFC top panels.
- 2 cable ports per 600d desktop.

OAS/F2D/30/14...	- 2 Person	- 20x Feet	- 3074w x 1400d x 1440h
OAS/F2D/30/12...	- 2 Person	- 20x Feet	- 3074w x 1200d x 1440h
OAS/F2D/30/10...	- 2 Person	- 20x Feet	- 3074w x 1000d x 1440h

OAS/F4D/30/28...	- 4 Person	- 36x Feet	- 2988w x 2674d x 1440h
OAS/F4D/30/24...	- 4 Person	- 36x Feet	- 2988w x 2274d x 1440h
OAS/F4D/30/20...	- 4 Person	- 36x Feet	- 2988w x 1874d x 1440h



OAS/G3D/12...

Desking Booth in Style G

- 6 week lead time.
- 25mm MFC top panels.
- 2 cable ports per 600d desktop.

OAS/G3D/12...	- 3 Person	- 24x Feet	- 2814w x 2849d x 1440h
OAS/G3D/10...	- 3 Person	- 24x Feet	- 2582w x 2676d x 1440h



OAS/H4D/12...

Desking Booth in Style H

- 6 week lead time.
- 25mm MFC top panels.
- 2 cable ports per 600d desktop.

OAS/H4D/14...	- 4 Person	- 32x Feet	- 2874w x 2874d x 1440h
OAS/H4D/12...	- 4 Person	- 32x Feet	- 2674w x 2674d x 1440h

Oases

Desking Booths

6 Week Lead Time

MFC:	Available in Ash, Autumn Cherry, Beech, Chester Oak, English Walnut, Grey, Grey Nebraska Oak, Laurentii Wenge, Natural Nebraska Oak and White
Nanotech:	See Oases Price Guide for more information
Edging:	Add surcharge for Wenge, Black and Plywood Effect per top - <i>Edging on 25mm White MFC only</i>
Metalwork Legs:	Silver (.../SF), Black Graphite (.../BGF) and White (.../WF) Add surcharge per foot for Chrome Effect (.../CF) - Add £1 per leg for Raw Metalwork (.../RF) Add surcharge per foot for Black (.../BF), Praline (.../PLF), Olive Green (.../OVF), Atlantic Blue (.../ABF), Sapphire Blue (.../SBF), Mustard Yellow (.../MYF), Terracotta (.../TCF) and Conker Brown (.../CBF)
Veneer Legs:	Add surcharge per foot for Ash (.../ASL), Beech (.../BEL), Stained Walnut (.../WAL), Stained Espresso (.../ESL), Stained Wenge (.../WEL), Stained Black (.../BKL), Stained Grey (.../GYL) and White (.../WHF)
Fabric:	Screens are fully upholstered with pinnable surface Screens available in Two-Tone (suffix .../TT after leg finish) - <i>Further information required, contact Customer Services for an Oases specification form</i>
Electrics:	Cut-outs available for Electrics (suffix .../EA after leg finish) - <i>Further information required, contact Customer Services for an Oases specification form</i>



OAS/J3D/38/10...

Desking Booth in Style J

- 6 week lead time.
- 25mm MFC top panels.
- 1 cable port per desktop.

OAS/J2D/28/10... - 2 Person - 10x Feet - 2816w x 947d x 1440h

OAS/J2D/24/8... - 2 Person - 10x Feet - 2391w x 805d x 1440h

OAS/J3D/38/10... - 3 Person - 13x Feet - 3780w x 947d x 1440h

OAS/J3D/32/8... - 3 Person - 13x Feet - 3214w x 805d x 1440h

OAS/J4D/48/10... - 4 Person - 16x Feet - 4745w x 947d x 1440h

OAS/J4D/40/8... - 4 Person - 16x Feet - 4038w x 805d x 1440h

OAS/J5D/58/10... - 5 Person - 19x Feet - 5709w x 947d x 1440h

OAS/J5D/48/8... - 5 Person - 19x Feet - 4861w x 805d x 1440h



OAS/K3D/24/6...

Desking Booth in Style K

- 6 week lead time.
- 25mm MFC top panels.
- 1 cable port per desktop.

OAS/K2D/18/6... - 2 Person - 6x Feet - 1804w x 646d x 1440h

OAS/K3D/24/6... - 3 Person - 8x Feet - 2410w x 646d x 1440h

OAS/K4D/30/6... - 4 Person - 10x Feet - 3016w x 646d x 1440h

OAS/K5D/36/6... - 5 Person - 12x Feet - 3622w x 646d x 1440h



OAS/L3D/18/18...

Desking Booth in Style L

- 6 week lead time.
- 25mm MFC top panels.
- 3 cable ports per desktop.

OAS/L3D/18/18... - 3 Person - 9x Feet - 1806w x 1793d x 1440h

- Metalwork Legs:** Silver (.../SF), Black Graphite (.../BGF) and White (.../WF)
 Add surcharge per foot for Chrome Effect (.../CF) - Add £1 per leg for Raw Metalwork (.../RF)
 Add surcharge per foot for Black (.../BF), Praline (.../PLF), Olive Green (.../OVF), Atlantic Blue (.../ABF), Sapphire Blue (.../SBF), Mustard Yellow (.../MYF), Terracotta (.../TCF) and Conker Brown (.../CBF)
- Veneer Legs:** Add surcharge per foot for Ash (.../ASL), Beech (.../BEL), Stained Walnut (.../WAL), Stained Espresso (.../ESL), Stained Wenge (.../WEL), Stained Black (.../BKL), Stained Grey (.../GYL) and White (.../WHF)
- Fabric:** Screens are fully upholstered with pinnable surface
 Screens available in Two-Tone (suffix .../TT after leg finish) - *Further information required, contact Customer Services for an Oases specification form*
- Electrics:** Cut-outs available for Electrics (suffix .../EA after leg finish) - *Further information required, contact Customer Services for an Oases specification form*



OAS/A20/24/13...

Seating Booth in Style A

- 6 week lead time.

OAS/A1S/14/7...	- 1 Person	- 6x Feet	- 1400w x 700d x 1440h
OAS/A1S/12/7...	- 1 Person	- 6x Feet	- 1200w x 700d x 1440h
OAS/A1S/10/7...	- 1 Person	- 6x Feet	- 1000w x 700d x 1440h
OAS/A1S/14/12...	- 1 Person	- 10x Feet	- 1400w x 1217d x 1440h
OAS/A1S/12/12...	- 1 Person	- 10x Feet	- 1200w x 1217d x 1440h
OAS/A1S/10/12...	- 1 Person	- 10x Feet	- 1000w x 1217d x 1440h
OAS/A2S/28/13...	- 2 Person	- 16x Feet	- 2764w x 1400d x 1440h
OAS/A2S/24/13...	- 2 Person	- 16x Feet	- 2364w x 1400d x 1440h
OAS/A2S/20/13...	- 2 Person	- 16x Feet	- 1964w x 1400d x 1440h
OAS/A3S/42/13...	- 3 Person	- 22x Feet	- 4128w x 1400d x 1440h
OAS/A3S/36/13...	- 3 Person	- 22x Feet	- 3528w x 1400d x 1440h
OAS/A3S/30/13...	- 3 Person	- 22x Feet	- 2928w x 1400d x 1440h
OAS/A4S/56/13...	- 4 Person	- 28x Feet	- 5492w x 1400d x 1440h
OAS/A4S/48/13...	- 4 Person	- 28x Feet	- 4692w x 1400d x 1440h
OAS/A4S/40/13...	- 4 Person	- 28x Feet	- 3892w x 1400d x 1440h



OAS/B2S/22/9...

Seating Booth in Style B

- 6 week lead time.
- 900w, 1800w, 2700w and 3600w versions have single back panels.

OAS/B1S/13/9...	- 1 Person	- 8x Feet	- 1314w x 857d x 1440h
OAS/B1S/11/9...	- 1 Person	- 8x Feet	- 1114w x 857d x 1440h
OAS/B1S/9/9...	- 1 Person	- 6x Feet	- 897w x 857d x 1440h
OAS/B2S/26/9...	- 2 Person	- 14x Feet	- 2588w x 857d x 1440h
OAS/B2S/22/9...	- 2 Person	- 14x Feet	- 2188w x 857d x 1440h
OAS/B2S/18/9...	- 2 Person	- 10x Feet	- 1754w x 857d x 1440h
OAS/B3S/39/9...	- 3 Person	- 20x Feet	- 3862w x 857d x 1440h
OAS/B3S/33/9...	- 3 Person	- 20x Feet	- 3262w x 857d x 1440h
OAS/B3S/27/9...	- 3 Person	- 14x Feet	- 2611w x 857d x 1440h
OAS/B4S/52/9...	- 4 Person	- 26x Feet	- 5136w x 857d x 1440h
OAS/B4S/44/9...	- 4 Person	- 26x Feet	- 4336w x 857d x 1440h
OAS/B4S/36/9...	- 4 Person	- 18x Feet	- 3468w x 857d x 1440h



OAS/C2S/22/17...

Seating Booth in Style C

- 6 week lead time.
- 900w, 1800w, 2700w and 3600w versions have single back panels.

OAS/C2S/13/17...	- 2 Person	- 12x Feet	- 1314w x 1674d x 1440h
OAS/C2S/11/17...	- 2 Person	- 12x Feet	- 1114w x 1674d x 1440h
OAS/C2S/9/17...	- 2 Person	- 10x Feet	- 897w x 1674d x 1440h
OAS/C4S/26/17...	- 4 Person	- 20x Feet	- 2588w x 1674d x 1440h
OAS/C4S/22/17...	- 4 Person	- 20x Feet	- 2188w x 1674d x 1440h
OAS/C4S/18/17...	- 4 Person	- 16x Feet	- 1754w x 1674d x 1440h
OAS/C6S/39/17...	- 6 Person	- 28x Feet	- 3862w x 1674d x 1440h
OAS/C6S/33/17...	- 6 Person	- 28x Feet	- 3262w x 1674d x 1440h
OAS/C6S/27/17...	- 6 Person	- 22x Feet	- 2611w x 1674d x 1440h
OAS/C8S/52/17...	- 8 Person	- 36x Feet	- 5136w x 1674d x 1440h
OAS/C8S/44/17...	- 8 Person	- 36x Feet	- 4336w x 1674d x 1440h
OAS/C8S/36/17...	- 8 Person	- 28x Feet	- 3468w x 1674d x 1440h

- Metalwork Legs:** Silver (.../SF), Black Graphite (.../BGF) and White (.../WF)
 Add surcharge per foot for Chrome Effect (.../CF) - Add £1 per leg for Raw Metalwork (.../RF)
 Add surcharge per foot for Black (.../BF), Praline (.../PLF), Olive Green (.../OVF), Atlantic Blue (.../ABF), Sapphire Blue (.../SBF), Mustard Yellow (.../MYF), Terracotta (.../TCF) and Conker Brown (.../CBF)
- Veneer Legs:** Add surcharge per foot for Ash (.../ASL), Beech (.../BEL), Stained Walnut (.../WAL), Stained Espresso (.../ESL), Stained Wenge (.../WEL), Stained Black (.../BKL), Stained Grey (.../GYL) and White (.../WHF)
- Fabric:** Screens are fully upholstered with pinnable surface
 Screens available in Two-Tone (suffix .../TT after leg finish) - *Further information required, contact Customer Services for an Oases specification form*
- Electrics:** Cut-outs available for Electrics (suffix .../EA after leg finish) - *Further information required, contact Customer Services for an Oases specification form*



OAS/D1S/16/12...

Seating Booth in Style D

- 6 week lead time.

OAS/D1S/16/14...	- 1 Person	- 12x Feet	- 1600w x 1400d x 1440h
OAS/D1S/16/12...	- 1 Person	- 12x Feet	- 1600w x 1200d x 1440h
OAS/D1S/16/10...	- 1 Person	- 12x Feet	- 1600w x 1000d x 1440h



OAS/E2S/23/12...

Seating Booth in Style E

- 6 week lead time.

OAS/E2S/23/14...	- 2 Person	- 14x Feet	- 2317w x 1400d x 1440h
OAS/E2S/23/12...	- 2 Person	- 14x Feet	- 2317w x 1200d x 1440h
OAS/E2S/23/10...	- 2 Person	- 14x Feet	- 2317w x 1000d x 1440h



OAS/F2S/30/12...

Seating Booth in Style F

- 6 week lead time.

OAS/F2S/30/14...	- 2 Person	- 20x Feet	- 3074w x 1400d x 1440h
OAS/F2S/30/12...	- 2 Person	- 20x Feet	- 3074w x 1200d x 1440h
OAS/F2S/30/10...	- 2 Person	- 20x Feet	- 3074w x 1000d x 1440h
OAS/F4S/30/28...	- 4 Person	- 36x Feet	- 2988w x 2674d x 1440h
OAS/F4S/30/24...	- 4 Person	- 36x Feet	- 2988w x 2274d x 1440h
OAS/F4S/30/20...	- 4 Person	- 36x Feet	- 2988w x 1874d x 1440h



OAS/G3S/12...

Seating Booth in Style G

- 6 week lead time.

OAS/G3S/12...	- 3 Person	- 24x Feet	- 2814w x 2849d x 1440h
OAS/G3S/10...	- 3 Person	- 24x Feet	- 2582w x 2676d x 1440h



OAS/H4S/12...

Seating Booth in Style H

- 6 week lead time.

OAS/H4S/14...	- 4 Person	- 32x Feet	- 2874w x 2874d x 1440h
OAS/H4S/12...	- 4 Person	- 32x Feet	- 2674w x 2674d x 1440h

Screens

Hive Floor Standing Screens

2 Week Lead Time

Fabric:	Fully upholstered surface - See below for pricing groups Add surcharge for Two-Tone Fabric (Back to Back) (suffix .../TT) - Further information required, contact Customer Services for a Hive specification form
MFC:	Base available in Ash, Autumn Cherry, Beech, Chester Oak, English Walnut, Grey, Grey Nebraska Oak, Laurentii Wenge, Natural Nebraska Oak and White
Nanotech:	Base available in Black (2 Week Lead Time)
Metalwork:	Anodised Silver, Black Graphite and White
Fabric Groups:	Group 1 - Add surcharge for Group 2-7



HVESS

Hive Straight Floor Standing Screens

- 2 week lead time.
- 6x vertical panels along a straight base.
- Panels can be rotated by turning any individual panel.
- Non-patterned fabrics only.

HVESS/18 - 1100w x 350d x 1800h
HVESS/13 - 1100w x 350d x 1300h



HVECS60/18

Hive 60 Degree Curved Floor Standing Screens

- 2 week lead time.
- 6x vertical panels along a 60 degree curved base.
- Panels can be rotated by turning any individual panel.
- Non-patterned fabrics only.

HVECS60/18 - 1040w x 770d x 1800h
HVECS60/13 - 1040w x 770d x 1300h



HVECS90/18

Hive 90 Degree Curved Floor Standing Screens

- 2 week lead time.
- 6x vertical panels along a 90 degree curved base.
- Panels can be rotated by turning any individual panel.
- Non-patterned fabrics only.

HVECS90/18 - 864w x 864d x 1800h
HVECS90/13 - 864w x 864d x 1300h



Screens

Park Floor Standing Acoustic Screens

6-10 Week Lead Time

Fabric: Fully upholstered with pinnable surface - See items for pricing groups



PAR/S



Fabric Finish

Park Single Small Acoustic Screen

- 6-10 week lead time.
- Small acoustic panel with Oak support frame.

PAR/S - 990w x 290d x 1260h

Finishes: Ochre (Melange) (suffix .../F1), Yellow (Melange) (suffix .../F2), Green (Melange) (suffix .../F3), and Dark Green (Melange) (suffix .../F4) fabric



PAR/L



Fabric Finish

Park Single Large Acoustic Screen

- 6-10 week lead time.
- Large acoustic panel with Oak support frame.

PAR/L - 990w x 290d x 1660h

Finishes: Ochre (Melange) (suffix .../F1), Yellow (Melange) (suffix .../F2), Green (Melange) (suffix .../F3), and Dark Green (Melange) (suffix .../F4) fabric



Park Fabric Finishes

- The 4 finishes below are available on the Park acoustic screens above.



Ochre (Melange)
(.../F1)



Yellow (Melange)
(.../F2)



Green (Melange)
(.../F3)



Dark Green (Melange)
(.../F4)

Whilst every effort has been made to ensure accurate colours are illustrated in this document, there may be a slight colour difference due to the printing process, therefore please refer to our colour sample swatches prior to ordering.

Screens

Hush Wall Mounted Acoustic Panels

6-10 Week Lead Time

Fabric: Fully upholstered with pinnable surface - See items for pricing groups



HUS/WM



Fabric Finish

Hush Single Wall Mounted Acoustic Panel

- 6-10 week lead time.
- Reversible acoustic wall panels with timber centre.
- Fixing kit included for wall mounting.

HUS/WM - 590w x 590h

Finishes: Yellow - Orange (suffix .../F1), Green - Dark Green (suffix .../F2), Dark Blue - Blue (suffix .../F3), Red - Cream (suffix .../F4) and Grey - Cream (suffix .../F5) fabric



Hush Fabric Finishes

- The 5 finishes below are available on the Hush acoustic panels above.



Yellow - Orange
(.../F1)



Green - Dark Green
(.../F2)



Dark Blue - Blue
(.../F3)



Red - Cream
(.../F4)



Grey - Cream
(.../F5)

Whilst every effort has been made to ensure accurate colours are illustrated in this document, there may be a slight colour difference due to the printing process, therefore please refer to our colour sample swatches prior to ordering.

Modular Tables

Modular Meeting, Bar and Coffee Tables and Meeting Additions



Collaboration and agile working environments are an important aspect of the modern workspace, where flexible ways of working drive business requirements. Elite's modular table portfolio provides flexible solutions with modular fliptop tables for transient meeting spaces. A wide range of coffee tables, varying in style, has been designed to complement Elite's breakout seating creating a more cohesive environment.



Modular Tables

Tilt Fliptop Tables

MFC: Available in Ash, Autumn Cherry, Beech, Chester Oak, English Walnut, Grey, Grey Nebraska Oak, Laurentii Wenge, Natural Nebraska Oak and White
Nanotech: Available in Black (2 Week Lead Time)
Veneer: Available in Oak and Walnut (3 Week Lead Time)
Edging: Add surcharge for Wenge, Black and Plywood Effect per top - Edging on 25mm White MFC and Black Nanotech only
Metalwork: Silver, Black Graphite and White - Add surcharge for Raw
 Add surcharge for Praline, Olive Green, Atlantic Blue, Sapphire Blue, Mustard Yellow, Terracotta and Conker Brown (2 Week Lead Time)



TIL18/7

Tilt Fliptop Rectangular Table

- 2 week lead time.
- 25mm top panel.
- Chevron leg frame.
- Folds via quick release lever.
- Enables horizontal nesting of frames.

TIL18/7 - 1800w x 750d x 755h

TIL15/7 - 1500w x 750d x 755h

TIL12/7 - 1200w x 750d x 755h

TIL18/6 - 1800w x 600d x 755h

TIL15/6 - 1500w x 600d x 755h

TIL12/6 - 1200w x 600d x 755h



TIL18/7



3x TIL18/7



TIL/MP18

Tilt Fliptop Modesty Panel Option

- 2 week lead time.
- Can be retro-fitted.
- Folds into vertical position when the release lever is activated.

TIL/MP18 - 1400w x 300h

TIL/MP15 - 1100w x 300h

TIL/MP12 - 800w x 300h



FTLP

Fliptop Table Top Connector

- Standard lead time.
- Table tops are pre-drilled for ease of fitting.
- The red markers below indicate the pre-drilled positions on the above tables.

FTLP



750d

Rectangular Table



600d

Rectangular Table



TTC1

Tilt Table Top Connector

- Standard lead time.
- Table tops are pre-drilled for ease of fitting.
- The red markers below indicate the pre-drilled positions on the above tables.

TTC1



750d

Rectangular Table



600d

Rectangular Table

Modular Tables

Fliptop Tables

MFC: Available in Ash, Autumn Cherry, Beech, Chester Oak, English Walnut, Grey, Grey Nebraska Oak, Laurentii Wenge, Natural Nebraska Oak and White
Nanotech: Available in Black (2 Week Lead Time)
Veneer: Available in Oak and Walnut (3 Week Lead Time)
Edging: Add surcharge for Wenge, Black and Plywood Effect per top - Edging on 25mm White MFC and Black Nanotech only
Metalwork: Silver



FTT16

Fliptop Rectangular Table

- Standard lead time.
- 25mm top panel.
- Silver tubular upright and cross frame.
- Brushed aluminium support feet.
- Heavy duty release and flip mechanism.
- 2x lockable castors.
- Available in Silver RAL 9006 only.

FTT16 - 1600w x 800d x 740h

FTT14 - 1400w x 800d x 740h

FTT12 - 1200w x 800d x 740



FTT16SC

Fliptop Semi-circular Table

- Standard lead time.
- 25mm top panel.
- Silver tubular upright and cross frame.
- Brushed aluminium support feet.
- Heavy duty release and flip mechanism.
- 2x lockable castors.
- Available in Silver RAL 9006 only.

FTT16SC - 1600w (dia) x 800d x 740h



FTLP

Fliptop Table Top Connector

- 2 week lead time.
- Table tops are pre-drilled for ease of fitting.
- The red markers below indicate the pre-drilled positions on the above tables.

FTLP



Rectangular Table



Semi-circular Table

Modular Tables

Folding and Training Tables

MFC: Available in Ash, Autumn Cherry, Beech, Chester Oak, English Walnut, Grey, Grey Nebraska Oak, Laurentii Wenge, Natural Nebraska Oak and White
Nanotech: Available in Black (2 Week Lead Time)
Veneer: Available in Oak and Walnut (3 Week Lead Time)
Edging: Add surcharge for Wenge, Black and Plywood Effect per top - Edging on 25mm White MFC and Black Nanotech only
Metalwork: **Folding:** Silver
Training: Silver, Black Graphite and White - Add surcharge for Chrome Effect and Raw
 Add surcharge for Praline, Olive Green, Atlantic Blue, Sapphire Blue, Mustard Yellow, Terracotta and Conker Brown (2 Week Lead Time)



FT16

Folding Rectangular Table

- Standard lead time. • 25mm top panel. • 30mm diameter leg frames. • Folded height 130mm.
- Adjustable feet for levelling purposes. • Available in Silver RAL 9006 only.

- FT18** - Straight Leg - 1800w x 800d x 735h
FT16 - Straight Leg - 1600w x 800d x 735h
FT14 - Straight Leg - 1400w x 800d x 735h
FT12 - Straight Leg - 1200w x 800d x 735h



TR16



Circular Leg

Rectangular Training Table

- Standard lead time. • 25mm top panel. • Welded underframe on 40mm diameter tubular legs.
- Adjustable feet for levelling purposes.

- TR18** - 1800w x 800d x 740h (Space between legs: 1682w and 682d)
TR16 - 1600w x 800d x 740h (Space between legs: 1482w and 682d)
TR14 - 1400w x 800d x 740h (Space between legs: 1282w and 682d)
TR12 - 1200w x 800d x 740h (Space between legs: 1082w and 682d)
TR10 - 1000w x 800d x 740h (Space between legs: 882w and 682d)
TR08 - 800w x 800d x 740h (Space between legs: 682w and 682d)

- TR18/6** - 1800w x 600d x 740h (Space between legs: 1682w and 482d)
TR16/6 - 1600w x 600d x 740h (Space between legs: 1482w and 482d)
TR14/6 - 1400w x 600d x 740h (Space between legs: 1282w and 482d)
TR12/6 - 1200w x 600d x 740h (Space between legs: 1082w and 482d)
TR10/6 - 1000w x 600d x 740h (Space between legs: 882w and 482d)
TR08/6 - 800w x 600d x 740h (Space between legs: 682w and 482d)



TSC16



Circular Leg

Semi-circular Training Table

- Standard lead time. • 25mm top panel. • Welded underframe on 40mm diameter tubular legs.
- Adjustable feet for levelling purposes.

- TSC16** - 1600w x 800d x 740h (Space between legs: 1477w, 782w and 654d)



TT16



Circular Leg

Trapezoidal Training Table

- Standard lead time. • 25mm top panel. • Welded underframe on 40mm diameter tubular legs.
- Angled ends are 800mm wide. • Adjustable feet for levelling purposes.


- TT16** - 1600w x 690d x 740h (Space between legs: 1477w, 782w and 654d)
TT14 - 1400w x 690d x 740h (Space between legs: 1277w, 782w and 654d)

Modular Tables

Training Tables

MFC: Available in Ash, Autumn Cherry, Beech, Chester Oak, English Walnut, Grey, Grey Nebraska Oak, Laurentii Wenge, Natural Nebraska Oak and White
Nanotech: Available in Black (2 Week Lead Time)
Veneer: Available in Oak and Walnut (3 Week Lead Time)
Edging: Add surcharge for Wenge, Black and Plywood Effect per top - Edging on 25mm White MFC and Black Nanotech only
Metalwork: Silver, Black Graphite and White - Add surcharge for Chrome Effect and Raw
 Add surcharge for Praline, Olive Green, Atlantic Blue, Sapphire Blue, Mustard Yellow, Terracotta and Conker Brown (2 Week Lead Time)



TR16

 Square Leg


Rectangular Training Table with Square Legs

- Standard lead time. • 25mm top panel. • Welded underframe on 35mm x 35mm square legs.
- Adjustable feet for levelling purposes.

- TRSQ18** - 1800w x 800d x 740h (Space between legs: 1685w and 682d)
TRSQ16 - 1600w x 800d x 740h (Space between legs: 1485w and 682d)
TRSQ14 - 1400w x 800d x 740h (Space between legs: 1285w and 682d)
TRSQ12 - 1200w x 800d x 740h (Space between legs: 1085w and 682d)
TRSQ10 - 1000w x 800d x 740h (Space between legs: 885w and 682d)
TRSQ08 - 800w x 800d x 740h (Space between legs: 685w and 682d)

- TRSQ18/6** - 1800w x 600d x 740h (Space between legs: 1685w and 482d)
TRSQ16/6 - 1600w x 600d x 740h (Space between legs: 1485w and 482d)
TRSQ14/6 - 1400w x 600d x 740h (Space between legs: 1285w and 482d)
TRSQ12/6 - 1200w x 600d x 740h (Space between legs: 1085w and 482d)
TRSQ10/6 - 1000w x 600d x 740h (Space between legs: 885w and 482d)
TRSQ08/6 - 800w x 600d x 740h (Space between legs: 685w and 482d)




TSC16

 Square Leg

Semi-circular Training Table with Square Legs

- Standard lead time. • 25mm top panel. • Welded underframe on 35mm x 35mm square legs.
- Adjustable feet for levelling purposes.

- TSCSQ16** - 1600w x 800d x 740h (Space between legs: 1480w, 785w and 657d)



TT16

 Square Leg

Trapezoidal Training Table with Square Legs

- Standard lead time. • 25mm top panel. • Welded underframe on 35mm x 35mm square legs.
- Angled ends are 800mm wide. • Adjustable feet for levelling purposes.

- TTSQ16** - 1600w x 690d x 740h (Space between legs: 1480w, 785w and 657d)
TTSQ14 - 1400w x 690d x 740h (Space between legs: 1280w, 785w and 657d)



Modular Tables

Vista Tables

MFC:	Available in Ash, Autumn Cherry, Beech, Chester Oak, English Walnut, Grey, Grey Nebraska Oak, Laurentii Wenge, Natural Nebraska Oak and White
Nanotech:	Available in Black (2 Week Lead Time)
Veneer:	Available in Oak and Walnut (3 Week Lead Time)
Edging:	Add surcharge for Wenge, Black and Plywood Effect per top - Edging on 25mm White MFC and Black Nanotech only
Metalwork:	Brushed Aluminium



VISR16/8

Vista Rectangular Training Table

- Standard lead time. • 25mm top panel.
- Brushed aluminium chevron leg frames supported by black steel subframe.
- Adjustable feet for levelling purposes.

VISR18/9 - 1800w x 900d x 750h

VISR16/9 - 1600w x 900d x 750h

VISR14/9 - 1400w x 900d x 750h

VISR12/9 - 1200w x 900d x 750h

VISR18/8 - 1800w x 800d x 750h

VISR16/8 - 1600w x 800d x 750h

VISR14/8 - 1400w x 800d x 750h

VISR12/8 - 1200w x 800d x 750h

VISR18/7 - 1800w x 700d x 750h

VISR16/7 - 1600w x 700d x 750h

VISR14/7 - 1400w x 700d x 750h

VISR12/7 - 1200w x 700d x 750h



Modular Tables

Piazza Tables

MDF: Available in White with undercut edge



PIA/REC16/09/ASL

Piazza Rectangular Meeting Table

- 3 week lead time.
- 30mm top panel.
- Solid ash square legs with protective glides.
- White epoxy powder coated leg plates.

PIA/REC16/09... - 1600w x 900d x 725h

Finishes: Ash (.../ASL) Legs
Add surcharge for Stained Walnut (.../WAL), Stained Espresso (.../ESL), Stained Wenge (.../WEL), Stained Grey (.../GYL), Stained Black (.../BKL) and White (.../WHL) Legs



PIA/SQR09/ASL

Piazza Square Meeting Table

- 3 week lead time.
- 30mm top panel.
- Solid ash square legs with protective glides.
- White epoxy powder coated leg plates.

PIA/SQR09... - 900w x 900d x 725h

Finishes: Ash (.../ASL) Legs
Add surcharge for Stained Walnut (.../WAL), Stained Espresso (.../ESL), Stained Wenge (.../WEL), Stained Grey (.../GYL), Stained Black (.../BKL) and White (.../WHL) Legs



PIA/CIR10/ASL

Piazza Circular Meeting Table

- 3 week lead time.
- 30mm top panel.
- Solid ash square legs with protective glides.
- White epoxy powder coated leg plates.

PIA/CIR12... - 1200w (dia) x 725h

PIA/CIR10... - 1000w (dia) x 725h

PIA/CIR08... - 800w (dia) x 725h

Finishes: Ash (.../ASL) Legs
Add surcharge for Stained Walnut (.../WAL), Stained Espresso (.../ESL), Stained Wenge (.../WEL), Stained Grey (.../GYL), Stained Black (.../BKL) and White (.../WHL) Legs



Modular Tables

Tondo Tables

MDF: Available in White with undercut edge



TON/REC16/09/BEL

Tondo Rectangular Meeting Table

- 3 week lead time.
- 30mm top panel.
- Solid beech round legs with protective glides.
- White epoxy powder coated leg plates.

TON/REC16/09... - 1600w x 900d x 720h

Finishes: Beech (.../BEL) Legs
Add surcharge for Stained Walnut (.../WAL), Stained Espresso (.../ESL), Stained Wenge (.../WEL), Stained Grey (.../GYL), Stained Black (.../BKL) and White (.../WHL) Legs



TON/SQR09/BEL

Tondo Square Meeting Table

- 3 week lead time.
- 30mm top panel.
- Solid beech round legs with protective glides.
- White epoxy powder coated leg plates.

TON/SQR09... - 900w x 900d x 720h

Finishes: Beech (.../BEL) Legs
Add surcharge for Stained Walnut (.../WAL), Stained Espresso (.../ESL), Stained Wenge (.../WEL), Stained Grey (.../GYL), Stained Black (.../BKL) and White (.../WHL) Legs



TON/CIR10/BEL

Tondo Circular Meeting Table

- 3 week lead time.
- 30mm top panel.
- Solid beech round legs with protective glides.
- White epoxy powder coated leg plates.

TON/CIR12... - 1200w (dia) x 720h

TON/CIR10... - 1000w (dia) x 720h

TON/CIR08... - 800w (dia) x 720h

Finishes: Beech (.../BEL) Legs
Add surcharge for Stained Walnut (.../WAL), Stained Espresso (.../ESL), Stained Wenge (.../WEL), Stained Grey (.../GYL), Stained Black (.../BKL) and White (.../WHL) Legs



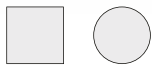
Modular Tables

Meeting Tables

MFC: Available in Ash, Autumn Cherry, Beech, Chester Oak, English Walnut, Grey, Grey Nebraska Oak, Laurentii Wenge, Natural Nebraska Oak and White
Nanotech: Available in Black (2 Week Lead Time)
Veneer: Available in Oak and Walnut (3 Week Lead Time)
Edging: Add surcharge for Wenge, Black and Plywood Effect per top - Edging on 25mm White MFC and Black Nanotech only
Metalwork: **MT01..., MT02... and MT03...:** Silver, Black Graphite and White
 Add surcharge for Praline, Olive Green, Atlantic Blue, Sapphire Blue, Mustard Yellow, Terracotta and Conker Brown (2 Week Lead Time)



MT01/SQR08



Square and Circular Top

Square / Circular Meeting Table

- Standard lead time.
- 25mm top panel.
- Wire managed base, 80mm aperture, located within the column.
- 100mm square column.
- Heavy duty weighted 505mm square x 15mm deep base.
- Levelling feet.

MT01/SQR10 - Square Top - 1000w x 1000d x 740h

MT01/SQR08 - Square Top - 800w x 800d x 740h

MT01/CIR12 - Circular Top - 1200w (dia) x 740h

MT01/CIR10 - Circular Top - 1000w (dia) x 740h

MT01/CIR08 - Circular Top - 800w (dia) x 740h



MT01/SQR08

Square / Circular Meeting Table

- Standard lead time.
- 25mm top panel.
- 80mm diameter column.
- 500mm square x 5mm deep base.

MT02/SQR08 - Square Top - 800w x 800d x 740h

MT02/SQR06 - Square Top - 600w x 600d x 740h

MT02/CIR10 - Circular Top - 1000w (dia) x 740h

MT02/CIR08 - Circular Top - 800w (dia) x 740h

MT02/CIR06 - Circular Top - 600w (dia) x 740h



MT02/SQR08



Square and Circular Top

Square / Circular Meeting Table

- Standard lead time.
- 25mm top panel.
- 80mm diameter column.
- 600mm diameter x 5mm deep base.

MT03/SQR08 - Square Top - 800w x 800d x 740h

MT03/SQR06 - Square Top - 600w x 600d x 740h

MT03/CIR10 - Circular Top - 1000w (dia) x 740h

MT03/CIR08 - Circular Top - 800w (dia) x 740h

MT03/CIR06 - Circular Top - 600w (dia) x 740h



MT03/CIR10



Square and Circular Top

Modular Tables

Meeting Tables

MFC: Available in Ash, Autumn Cherry, Beech, Chester Oak, English Walnut, Grey, Grey Nebraska Oak, Laurentii Wenge, Natural Nebraska Oak and White
Nanotech: Available in Black (2 Week Lead Time)
Veneer: Available in Oak and Walnut (3 Week Lead Time)
Edging: Add surcharge for Wenge, Black and Plywood Effect per top - Edging on 25mm White MFC and Black Nanotech only
Metalwork: **MT04..., MT06... and MT07...:** Silver, Black Graphite and White
 Add surcharge for Praline, Olive Green, Atlantic Blue, Sapphire Blue, Mustard Yellow, Terracotta and Conker Brown (2 Week Lead Time)
MT05...: Chrome



MT04/CIR10



Square and Circular Top

Square / Circular Meeting Table

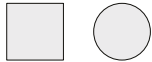
- Standard lead time. • 25mm top panel. • 120mm diameter column.
- Heavy duty weighted 685mm diameter domed base with rolled edge.

MT04/SQR10 - Square Top - 1000w x 1000d x 740h
MT04/SQR08 - Square Top - 800w x 800d x 740h

MT04/CIR12 - Circular Top - 1200w (dia) x 740h
MT04/CIR10 - Circular Top - 1000w (dia) x 740h
MT04/CIR08 - Circular Top - 800w (dia) x 740h



MT05/CIR10



Square and Circular Top

Square / Circular Chrome Trumpet Based Meeting Table

- Standard lead time. • 25mm top panel. • 60mm diameter column.
- Weighted 490mm diameter trumpet base. • Protective feet.
- Available in Chrome only.

MT05/SQR08 - Square Top - 800w x 800d x 725h
MT05/SQR06 - Square Top - 600w x 600d x 725h

MT05/CIR10 - Circular Top - 1000w (dia) x 725h
MT05/CIR08 - Circular Top - 800w (dia) x 725h
MT05/CIR06 - Circular Top - 600w (dia) x 725h



MT06/SQR08



Square and Circular Top

Square / Circular Pyramid Based Meeting Table

- Standard lead time. • 25mm top panel. • 60mm diameter column.
- 490mm square x 8mm deep pyramid base. • Levelling feet.

MT06/SQR08 - Square Top - 800w x 800d x 725h
MT06/SQR06 - Square Top - 600w x 600d x 725h

MT06/CIR10 - Circular Top - 1000w (dia) x 725h
MT06/CIR08 - Circular Top - 800w (dia) x 725h
MT06/CIR06 - Circular Top - 600w (dia) x 725h



MT07/CIR10



Square and Circular Top

Square / Circular Meeting Table

- Standard lead time. • 25mm top panel. • 60mm diameter column.
- Weighted 470mm diameter x 5mm deep base. • Protective feet.

MT07/SQR08 - Square Top - 800w x 800d x 725h
MT07/SQR06 - Square Top - 600w x 600d x 725h

MT07/CIR10 - Circular Top - 1000w (dia) x 725h
MT07/CIR08 - Circular Top - 800w (dia) x 725h
MT07/CIR06 - Circular Top - 600w (dia) x 725h

Modular Tables

Meeting Tables

MFC:	Available in Ash, Autumn Cherry, Beech, Chester Oak, English Walnut, Grey, Grey Nebraska Oak, Laurentii Wenge, Natural Nebraska Oak and White
Nanotech:	Available in Black (2 Week Lead Time)
Veneer:	Available in Oak and Walnut (3 Week Lead Time)
Edging:	Add surcharge for Wenge, Black and Plywood Effect per top - Edging on 25mm White MFC and Black Nanotech only
Metalwork:	MT09HA... and MT10HA...: Silver and White



MT09/CIR10



Circular Top

Circular Sit / Stand Meeting Table

- Standard lead time.
- 25mm top panel.
- 725mm-1050mm height adjustment.
- 95mm diameter gas lift column.
- Heavy duty weighted 675mm diameter domed base with rolled edge.
- Available in Silver RAL 9006 or White RAL 9003 only.

MT09HA/CIR12... - Circular Top - 1200w (dia) x 725-1050h

MT09HA/CIR10... - Circular Top - 1000w (dia) x 725-1050h

Finishes: Silver (no suffix) and White (.../W)



MT10/CIR10



Circular Top

Circular Mobile Sit / Stand Meeting Table

- Standard lead time.
- 25mm top panel.
- 725mm-1050mm height adjustment.
- 95mm diameter gas lift column.
- Mobile 920mm diameter four-legged base with locking castors.
- Available in Silver RAL 9006 or White RAL 9003 only.

MT10HA/CIR12... - Circular Top - 1200w (dia) x 725-1050h

MT10HA/CIR10... - Circular Top - 1000w (dia) x 725-1050h

Finishes: Silver (no suffix) and White (.../W)



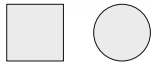
Modular Tables

Meeting Tables

MFC:	Available in Ash, Autumn Cherry, Beech, Chester Oak, English Walnut, Grey, Grey Nebraska Oak, Laurentii Wenge, Natural Nebraska Oak and White
Nanotech:	Available in Black (2 Week Lead Time)
Veneer:	Available in Oak and Walnut (3 Week Lead Time)
Edging:	Add surcharge for Wenge, Black and Plywood Effect per top - Edging on 25mm White MFC and Black Nanotech only
Metalwork:	MT11... and MT12...: Chrome CTB...: Polished Base - Add surcharge for Black Base MT13...: Silver, Black Graphite and White Add surcharge for Praline, Olive Green, Atlantic Blue, Sapphire Blue, Mustard Yellow, Terracotta and Conker Brown (2 Week Lead Time)



MT11/SQR10



Square and Circular Top

Square / Circular Meeting Table for Cascara and Myla

- Standard lead time.
- 25mm top panel.
- 50mm diameter column.
- 655mm four-star base.
- Available in Chrome only.
- Complements Cascara and Myla seating range (See the Elite Seating Guide).

MT11/SQR10 - Square Top - 1000w x 1000d x 725h
MT11/SQR08 - Square Top - 800w x 800d x 725h

MT11/CIR10 - Circular Top - 1000w (dia) x 725h
MT11/CIR08 - Circular Top - 800w (dia) x 725h



CTB/SQR10/7



Square and Circular Top

Canterbury Square / Circular Meeting Table

- Standard lead time.
- 25mm top panel.
- Polished or black aluminium four-star base.
- Complements Tempo, Elipsa, Cascara, Myla and Luma seating ranges (See the Elite Seating Guide).

CTB/SQR10/7... - Square Top - 1000w x 1000d x 750h
CTB/SQR08/7... - Square Top - 800w x 800d x 750h

CTB/CIR10/7... - Circular Top - 1000w (dia) x 750h
CTB/CIR08/7... - Circular Top - 800w (dia) x 750h

Finishes: Polished Base (.../P4S)
 Add surcharge for a Black Base (.../B4S)



MT12/CIR10



Square and Circular Top

Square / Circular Meeting Table

- Standard lead time.
- 25mm top panel.
- 50mm diameter column.
- 680mm four-star base.
- Levelling feet.
- Available in Chrome only.

MT12/SQR10 - Square Top - 1000w x 1000d x 725h
MT12/SQR08 - Square Top - 800w x 800d x 725h

MT12/CIR10 - Circular Top - 1000w (dia) x 725h
MT12/CIR08 - Circular Top - 800w (dia) x 725h



MT13/CIR15



Square and Circular Top

Circular Meeting Table

- Standard lead time.
- 25mm top panel.
- 60mm diameter post legs.
- Fully welded four-legged frame.
- Levelling feet.

MT13/CIR15 - Circular Top - 1500w (dia) x 725h

Modular Tables

Bar Tables

MFC: Available in Ash, Autumn Cherry, Beech, Chester Oak, English Walnut, Grey, Grey Nebraska Oak, Laurentii Wenge, Natural Nebraska Oak and White
Nanotech: Available in Black (2 Week Lead Time)
Veneer: Available in Oak and Walnut (3 Week Lead Time)
Edging: Add surcharge for Wenge, Black and Plywood Effect per top - Edging on 25mm White MFC and Black Nanotech only
Metalwork: **BT02..., BT03... and BT06...:** Silver, Black Graphite and White
Add surcharge for Praline, Olive Green, Atlantic Blue, Sapphire Blue, Mustard Yellow, Terracotta and Conker Brown (2 Week Lead Time)
BT05...: Chrome



BT02/SQR08



Square Top

Square Bar Table

- Standard lead time. • 25mm top panel. • 80mm diameter column.
- 500mm square x 5mm deep weighted base.

BT02/SQR06 - Square Top - 600w x 600d x 1100h



BT03/CIR8



Circular Top

Circular Bar Table

- Standard lead time. • 25mm top panel. • 80mm diameter column.
- 600mm diameter x 5mm deep weighted base.

BT03/CIR06 - Circular Top - 600w (dia) x 1100h



BT05/CIR06



Square and Circular Top

Square / Circular Trumpet Based Bar Table

- Standard lead time. • 25mm top panel. • 60mm diameter column.
- Weighted 490mm circular base. • Protective feet. • Available in Chrome only.

BT05/SQR06 - Square Top - 600w x 600d x 1095h

BT05/CIR06 - Circular Top - 600w (dia) x 1095h



BT06/SQR06



Square and Circular Top

Square / Circular Pyramid Based Bar Table

- Standard lead time. • 25mm top panel. • 60mm diameter column.
- 475mm square x 8mm deep pyramid base. • Levelling feet.

BT06/SQR06 - Square Top - 600w x 600d x 1095h

BT06/CIR06 - Circular Top - 600w (dia) x 1095h

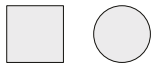
Modular Tables

Bar Tables

MFC: Available in Ash, Autumn Cherry, Beech, Chester Oak, English Walnut, Grey, Grey Nebraska Oak, Laurentii Wenge, Natural Nebraska Oak and White
Nanotech: Available in Black (2 Week Lead Time)
Veneer: Available in Oak and Walnut (3 Week Lead Time)
Edging: Add surcharge for Wenge, Black and Plywood Effect per top - Edging on 25mm White MFC and Black Nanotech only
Metalwork: **BT07... and BT08...** Silver, Black Graphite and White
Add surcharge for Praline, Olive Green, Atlantic Blue, Sapphire Blue, Mustard Yellow, Terracotta and Conker Brown (2 Week Lead Time)



BT07/CIR06



Square and Circular Top

Square / Circular Bar Table

- Standard lead time.
- 25mm top panel.
- 60mm diameter column.
- Weighted 470mm diameter x 5mm deep base.
- Protective feet.

BT07/SQR06 - Square Top - 600w x 600d x 1095h

BT07/CIR06 - Circular Top - 600w (dia) x 1095h



BT08/CIR06



Square and Circular Top

Square / Circular Bar Table

- Standard lead time.
- 25mm top panel.
- 50mm diameter column.
- Weighted 480mm diameter trumpet base.
- Levelling feet.

BT08/SQR06 - Square Top - 600w x 600d x 1095h

BT08/CIR06 - Circular Top - 600w (dia) x 1095h



Modular Tables

Coffee Tables

MFC:	Available in Ash, Autumn Cherry, Beech, Chester Oak, English Walnut, Grey, Grey Nebraska Oak, Laurentii Wenge, Natural Nebraska Oak and White
Nanotech:	Available in Black (2 Week Lead Time)
Veneer:	Available in Oak and Walnut (3 Week Lead Time)
Edging:	Add surcharge for Wenge, Black and Plywood Effect per top - Edging on 25mm White MFC and Black Nanotech only
Metalwork:	CT02... and CT03...: Silver, Black Graphite and White Add surcharge for Praline, Olive Green, Atlantic Blue, Sapphire Blue, Mustard Yellow, Terracotta and Conker Brown (2 Week Lead Time) CT11... and CT12...: Chrome



CT02/SQR10



Square Top

Square Coffee Table

- Standard lead time. • 25mm top panel. • 80mm diameter column.
- 500mm square x 5mm deep base.

CT02/SQR10 - Square Top - 1000w x 1000d x 425h

CT02/SQR08 - Square Top - 800w x 800d x 425h



CT03/CIR10



Circular Top

Circular Coffee Table

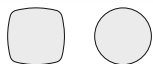
- Standard lead time. • 25mm top panel. • 80mm diameter column.
- 600mm diameter x 5mm deep base.

CT03/CIR10 - Circular Top - 1000w (dia) x 425h

CT03/CIR08 - Circular Top - 800w (dia) x 425h



CT11/CIR08



Squircle and Circular Top

Squircle / Circular Coffee Table for Cascara and Myla

- Standard lead time. • 25mm top panel. • 50mm diameter column.
- 655mm four-star base. • Available in Chrome only.
- Complements Cascara and Myla seating range (See the Elite Seating Guide).

CT11/SQC08 - Squircle Top - 800w x 800d x 425h

CT11/SQC06 - Squircle Top - 600w x 600d x 425h

CT11/CIR08 - Circular Top - 800w (dia) x 425h



CT12/CIR08



Squircle and Circular Top

Squircle / Circular Coffee Table

- Standard lead time. • 25mm top panel. • 50mm diameter column.
- 680mm four-star base. • Levelling feet. • Available in Chrome only.

CT12/SQC08 - Squircle Top - 800w x 800d x 425h

CT12/SQC06 - Squircle Top - 600w x 600d x 425h

CT12/CIR08 - Circular Top - 800w (dia) x 425h

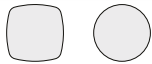
Modular Tables

Coffee Tables

MFC: Available in Ash, Autumn Cherry, Beech, Chester Oak, English Walnut, Grey, Grey Nebraska Oak, Laurentii Wenge, Natural Nebraska Oak and White
Nanotech: Available in Black (2 Week Lead Time)
Veneer: Available in Oak and Walnut (3 Week Lead Time)
Edging: Add surcharge for Wenge, Black and Plywood Effect per top - Edging on 25mm White MFC and Black Nanotech only
Metalwork: **ESC...:** Silver, Black Graphite and White
 Add surcharge for Praline, Olive Green, Atlantic Blue, Sapphire Blue, Mustard Yellow, Terracotta and Conker Brown (2 Week Lead Time)
CTB...: Polished Base - Add surcharge for a Black Base



ESC SCT



Squircle and Circular Top

Squircle / Circular Coffee Table for Escape

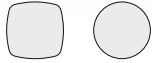
- Standard lead time. • 25mm top panel.
- 12mm chromed wire sled base. • Chrome as standard.
- Complements Escape seating range (See the Elite Seating Guide).

ESC SCT - Squircle Top - 600w x 600d x 415h

ESC CCT - Circular Top - 700w (dia) x 415h



CTB/SQC08/4/P4S



Squircle and Circular Top

Canterbury Squircle / Circular Coffee Table

- Standard lead time. • 25mm top panel. • Polished or black aluminium four-star base.
- Complements Tempo, Elipsa, Cascara, Myla and Luma seating ranges (See the Elite Seating Guide).

CTB/SQC08/5... - Squircle Top - 800w x 800d x 500h

CTB/SQC06/5... - Squircle Top - 600w x 600d x 500h

CTB/CIR08/5... - Circular Top - 800w (dia) x 500h

CTB/SQC08/4... - Squircle Top - 800w x 800d x 400h

CTB/SQC06/4... - Squircle Top - 600w x 600d x 400h

CTB/CIR08/4... - Circular Top - 800w (dia) x 400h

Finishes: Polished Base (.../P4S)
 Add surcharge for a Black Base (.../B4S)



Modular Tables

Coffee Tables

MFC: Available in Ash, Autumn Cherry, Beech, Chester Oak, English Walnut, Grey, Grey Nebraska Oak, Laurentii Wenge, Natural Nebraska Oak and White
Nanotech: Available in Black (2 Week Lead Time)
Veneer: Available in Oak and Walnut (3 Week Lead Time)
Edging: Add surcharge for Wenge, Black and Plywood Effect per top - Edging on 25mm White MFC and Black Nanotech only
Metalwork: **EVOP..., DAL... and ELL...:** Detailed below



EVOPRCT



EVOPRCT/CFL/SF



Square and Rectangular Top

Rectangular / Square Coffee Table for Evo Plus

- 25mm top panel. • Chrome effect paint as standard.
- Complements Evo Plus seating range (See the Elite Seating Guide).

EVOPSCTL... - Square Top - 700w x 700d x 405h
EVOPSCT... - Square Top - 550w x 550d x 405h

EVOPRCTL... - Rectangular Top - 1200w x 550d x 405h
EVOPRCT... - Rectangular Top - 800w x 550d x 405h

Finishes:

For Standard Leg

Chrome Effect (no suffix)

Add surcharge for Silver (.../SF), Black Graphite (.../BGF), White (.../WF), Black Chrome (.../BCF), Black (.../BF), Praline (.../PLF), Olive Green (.../OVF), Atlantic Blue (.../ABF), Sapphire Blue (.../SBF), Mustard Yellow (.../MYF), Terracotta (.../TCF) and Conker Brown (.../CBF)

For Cubeform Leg

Add surcharge for Silver (.../CFL/SF), Black Graphite (.../CFL/BGF), White (.../CFL/WF), Chrome Effect (.../CFL/CF), Black (.../CFL/BF), Praline (.../CFL/PLF), Olive Green (.../CFL/OVF), Atlantic Blue (.../CFL/ABF), Sapphire Blue (.../CFL/SBF), Mustard Yellow (.../CFL/MYF), Terracotta (.../CFL/TCF) and Conker Brown (.../CFL/CBF)



DALRCT



Square and Rectangular Top

Rectangular / Square Coffee Table for Dalton

- 25mm top panel. • Brushed Silver or Black Chrome legs.
- Complements Dalton seating range (See the Elite Seating Guide).

DALSCTL... - Square Top - 700w x 700d x 405h
DALSCT... - Square Top - 550w x 550d x 405h

DALRCTL... - Rectangular Top - 1200w x 550d x 405h
DALRCT... - Rectangular Top - 800w x 550d x 405h

Finishes:

Brushed Silver (.../SF) and Black Chrome (.../BCF)



ELLRCT



Square and Rectangular Top

Rectangular / Square Coffee Table for Ella

- Standard lead time. • 25mm top panel. • 5mm steel sled legs.
- Chrome effect paint as standard. • Epoxy powder coated finish.
- Complements Ella seating range (See the Elite Seating Guide).

ELLSCTL... - Square Top - 800w x 800d x 405h
ELLSCT... - Square Top - 550w x 550d x 405h

ELLRCTL... - Rectangular Top - 1200w x 550d x 405h
ELLRCT... - Rectangular Top - 800w x 550d x 405h

Finishes:

Chrome Effect (no suffix), Silver (.../SF), Black Graphite (.../BGF) and White (.../WF)

Add surcharge for Black (.../BF), Praline (.../PLF), Olive Green (.../OVF), Atlantic Blue (.../ABF), Sapphire Blue (.../SBF), Mustard Yellow (.../MYF), Terracotta (.../TCF) and Conker Brown (.../CBF)

Modular Tables

Coffee Tables

MFC: Available in Ash, Autumn Cherry, Beech, Chester Oak, English Walnut, Grey, Grey Nebraska Oak, Laurentii Wenge, Natural Nebraska Oak and White
Nanotech: Available in Black (2 Week Lead Time)
Veneer: Available in Oak and Walnut (3 Week Lead Time)
Edging: Add surcharge for Wenge, Black and Plywood Effect per top - Edging on 25mm White MFC and Black Nanotech only
Metalwork: Silver, Black Graphite and White - Add surcharge for Raw
Add surcharge for Praline, Olive Green, Atlantic Blue, Sapphire Blue, Mustard Yellow, Terracotta and Conker Brown (2 Week Lead Time)



CF/RCT1



Rectangular Top

Cubeform Rectangular Coffee Table

- Standard lead times. • 25mm top panel.

CF/RCT1 - 900w x 475d x 400h



CF/SCT1



Square Top

Cubeform Square Coffee Table

- Standard lead times. • 25mm top panel.

CF/SCT1 - 475w x 475d x 400h

CF/SCT2 - 900w x 900d x 400h



CF/RCT1/BP



Rectangular Top

Cubeform Rectangular Coffee Table with Base Panel

- Standard lead times. • 25mm top panel and 18mm base panel.

CF/RCT1/BP - 900w x 475d x 400h



CF/SCT1/BP



Square Top

Cubeform Square Coffee Table with Base Panel

- Standard lead times. • 25mm top panel and 18mm base panel.

CF/SCT1/BP - 475w x 475d x 400h

CF/SCT2/BP - 900w x 900d x 400h



Modular Tables

Coffee Tables

MFC: Available in Ash, Autumn Cherry, Beech, Chester Oak, English Walnut, Grey, Grey Nebraska Oak, Laurentii Wenge, Natural Nebraska Oak and White
Nanotech: Available in Black (2 Week Lead Time)
Veneer: Available in Oak and Walnut (3 Week Lead Time)
Edging: Add surcharge for Wenge, Black and Plywood Effect per top - Edging on 25mm White MFC and Black Nanotech only
Metalwork: **SCT800, CCT750L and TCT900:** Silver, Black Graphite and White - Add surcharge for Chrome Effect
Add surcharge for Praline, Olive Green, Atlantic Blue, Sapphire Blue, Mustard Yellow, Terracotta and Conker Brown (2 Week Lead Time)



RCT900



Rectangular Top

Rectangular Panel Ended Coffee Table

- Standard lead time.
- 25mm top panel.
- 25mm panel end base.
- Middle support panel.

RCT900 - Rectangular Top - 900w x 530d x 385h



CCT750



Circular Top

Circular Coffee Table

- Standard lead time.
- 25mm top panel.
- 25mm panelled cross base.

CCT750 - Circular Top - 750w (dia) x 400h




SCT800



CCT750L



TCT900



Squircle, Circular and Triangular Top

Squircle / Circular / Triangular Coffee Table

- Standard lead time.
- 25mm top panel.
- Squircle and circular table has 4 tapered legs.
- Triangular table has 3 tapered legs.

SCT800 - Squircle Top - 800w x 800d x 400h

CCT750L - Circular Top - 750w (dia) x 400h

TCT900 - Triangular Top - 900w (dia) x 400h

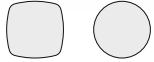
Modular Tables

Coffee Tables

MFC: Available in Ash, Autumn Cherry, Beech, Chester Oak, English Walnut, Grey, Grey Nebraska Oak, Laurentii Wenge, Natural Nebraska Oak and White
Nanotech: Available in Black (2 Week Lead Time)
Veneer: Available in Beech, Stained Walnut, Stained Espresso, Stained Wenge, Stained Black, Stained Grey and White to match legs (3 Week Lead Time)
Edging: Add surcharge for Wenge, Black and Plywood Effect per top - Edging on 25mm White MFC and Black Nanotech only



HEN/SQC08/5/ASL



Squirrelle and Circular Top

Henley Squirrelle / Circular Coffee Table

- Standard lead time.
- 25mm top panel.
- Wooden 4 star pyramid base.
- Available at 500h and 400h.
- On veneered items, the below finishes apply to the whole unit.
- Complements Elipsa, Cascara, Myla and Luma seating ranges (See the Elite Seating Guide).

HEN/SQC08/5... - Squirrelle Top - 800w x 800d x 500h
HEN/SQC06/5... - Squirrelle Top - 600w x 600d x 500h

HEN/CIR08/5... - Circular Top - 800w (dia) x 500h
HEN/CIR06/5... - Circular Top - 600w (dia) x 500h

HEN/SQC08/4... - Squirrelle Top - 800w x 800d x 400h
HEN/SQC06/4... - Squirrelle Top - 600w x 600d x 400h

HEN/CIR08/4... - Circular Top - 800w (dia) x 400h
HEN/CIR06/4... - Circular Top - 600w (dia) x 400h

Finishes:

Ash (.../ASL) Legs
Add surcharge for Stained Walnut (.../WAL), Stained Espresso (.../ESL), Stained Wenge (.../WEL),
Stained Grey (.../GYL), Stained Black (.../BKL) and White (.../WHL) Legs



Modular Tables

Coffee Tables

MFC: Available in Ash, Autumn Cherry, Beech, Chester Oak, English Walnut, Grey, Grey Nebraska Oak, Laurentii Wenge, Natural Nebraska Oak and White
Nanotech: Available in Black (2 Week Lead Time)
Veneer: Available in Beech, Stained Walnut, Stained Espresso, Stained Wenge, Stained Black, Stained Grey and White to match legs (3 Week Lead Time)
Edging: Add surcharge for Wenge, Black and Plywood Effect per top - Edging on 25mm White MFC and Black Nanotech only
Metalwork: **GCT...:** Detailed below



OXFRCT/ESL



Rounded Rectangular Top

Oxford Rounded Rectangular Coffee Table

- 3 week lead time.
- 25mm top panel.
- On veneered items, the below finishes apply to the whole unit.
- Complements Kouch seating range (See the Elite Seating Guide).

OXFRCT... - Rounded Rectangular Top - 1100w x 700d x 330h

Finishes: Beech (.../BEL) Legs
Add surcharge for Stained Walnut (.../WAL), Stained Espresso (.../ESL), Stained Wenge (.../WEL), Stained Grey (.../GYL), Stained Black (.../BKL) and White (.../WHL) Legs



CBGCCT/ESL



Circular Top

Cambridge Circular Coffee Table

- 3 week lead time.
- 25mm top panel.
- On veneered items, the below finishes apply to the whole unit.
- Complements Kouch seating range (See the Elite Seating Guide).

CBGCCT... - Circular Top - 600w (dia) x 400h

Finishes: Beech (.../BEL) Legs
Add surcharge for Stained Walnut (.../WAL), Stained Espresso (.../ESL), Stained Wenge (.../WEL), Stained Grey (.../GYL), Stained Black (.../BKL) and White (.../WHL) Legs



GCT9



Rectangular Top

Clear Glass Rectangular Coffee Table

- Standard lead time.
- 10mm polished toughened glass.
- Brushed steel and silver rod design.

GCT9 - Rectangular Top - 1200w x 600d x 420h



GCT10



Circular Top

Clear Glass Circular Coffee Table

- Standard lead time.
- 8mm polished toughened glass.
- Silver tubular base.

GCT10 - Circular Top - 500w (dia) x 590h

Modular Tables

Switch Mobile Whiteboard TV Unit

4 Week Lead Time

MFC:	Available in Ash, Autumn Cherry, Beech, Chester Oak, English Walnut, Grey, Grey Nebraska Oak, Laurentii Wenge, Natural Nebraska Oak and White
Coloured:	Available in Praline, Olive Green, Atlantic Blue, Sapphire Blue, Mustard Yellow, Terracotta and Conker Brown
Nanotech:	Available in Black (2 Week Lead Time)
Metalwork:	Silver, Black Graphite and White
Fabric:	Fully upholstered - See below for pricing groups



SWI/MTVU/TV



SWI/MTVU/TV

Switch Mobile TV and Whiteboard Unit

- Compatible with TVs with a maximum weight of 16kg.
- 4 week lead time.
- 55" 4K TV (Branded), mounted by special hinged bracket.
- Flush mount surface power and media module (1x power socket, 1x USB twin charger (A+C), 1x HDMI and 1x USB (A)).
- Magnetic dry wipe whiteboard is 1310w x 1010h.
- Designer castors.
- Power connection via side panel.
- Supplied with 3m 90 degree IEC power cable as standard.

SWI/MWTVU/TV - 1400w x 535d x 1890h

Fabric Groups: Group 1 - Add surcharge for Group 2-7



IEC90/5

IEC 90 Degree Power Cable

- Above supplied with 3000w as standard - see alternative below.
- Standard lead time.
- Black cable and plug.
- 13amp fused.

IEC90/7 - 7000mm

IEC90/5 - 5000mm

IEC90/2 - 2000mm

Modular Tables

TV and Computer Tables

MFC: Available in Ash, Autumn Cherry, Beech, Chester Oak, English Walnut, Grey, Grey Nebraska Oak, Laurentii Wenge, Natural Nebraska Oak and White
Coloured MFC: Available in Praline, Olive Green, Atlantic Blue, Sapphire Blue, Mustard Yellow, Terracotta and Conker Brown (2 Week Lead Time)
Veneer: Available in Oak and Walnut (3 Week Lead Time)
Edging: Add surcharge for Wenge, Black and Plywood Effect per top - Edging on 25mm White MFC only
Metalwork: **MTVU:** Silver, Black Graphite and White - Add surcharge for Chrome Effect
LUN..: Silver, Black Graphite and White - Add surcharge for Chrome Effect and Raw
 Add surcharge for Praline, Olive Green, Atlantic Blue, Sapphire Blue, Mustard Yellow, Terracotta and Conker Brown (2 Week Lead Time)



MTVU

Mobile TV Unit

- Standard lead time. • 25mm top panel.
- Horizontal wire management tray (accommodates optional power modules).
- Vertical wire management access via removal of leg upright cover plates.
- Compatible with a TV up to 56". • Maximum TV weight of 50KG.
- Locking castors. • Universal bracket fixing.

MTVU - 900w x 800d x 1785h



LUNT and LUNO



Trapezoidal and Oval Top

Luna Laptop Table

- Standard lead time. • 18mm top panel. • 50mm tubular column.
- 10mm laser cut steel base. • Protective glides.

LUNT - Trapezoidal Top - 520w x 425d x 630h

LUNO - Oval Top - 600w x 500d x 630h

Modular Tables

Mobile Whiteboard Unit

Metalwork:

Silver, Black Graphite and White

Add surcharge for Praline, Olive Green, Atlantic Blue, Sapphire Blue, Mustard Yellow, Terracotta and Conker Brown (2 Week Lead Time)



MWBP

Mobile Portrait Whiteboard Unit

- Standard lead time.
- Mobile drywipe whiteboard.
- Portrait (900w x 1200h) orientation.
- 360 degree rotation.
- Magnetic.
- Storage tray.
- 2x locking castors.

MWBP - 1000w x 620d x 1850h



MWBL

Mobile Landscape Whiteboard Unit

- Standard lead time.
- Mobile drywipe whiteboard.
- Landscape (1200w x 900h) orientation.
- 360 degree rotation.
- Magnetic.
- Storage tray.
- 2x locking castors.

MWBL - 1300w x 620d x 1700h

Modular Tables

Compatibility Breakdown

Modular Tables Compatibility Breakdown

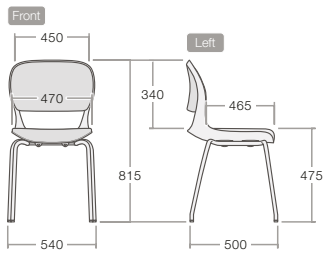
● Black - Compatible

	Kaspa, page 292	Prime, page 292	Boardroom, page 293	Conus, page 294	Peak, page 295	Escalate, page 295	Wireless Charging Unit, page 296	Port Hole, page 297	Pix, page 297	Pluto, page 298	Inca, page 298	Flex, page 299	Boost, page 299	Capsule, page 300	Plaza, page 301	Wieland Socket Boxes, page 301
Modular Meeting - Fliptop Rectangular and Semi-circular	●	●	●	●	●	●	●	●	●	●	●	●	●	●	●	●
Modular Meeting - Fliptop Circular												●		●		
Modular Meeting - Folding							●			●	●	●		●		
Modular Meeting - Training	●	●	●	●	●	●	●	●	●	●	●	●	●	●	●	●
Modular Meeting - Vista	●	●					●	●	●	●	●					
Modular Meeting - Piazza and Piazza	●	●	●	●	●	●	●	●	●	●	●	●		●		
Modular Meeting - Meeting MT01						●	●	●	●	●	●	●		●		
Modular Meeting - Meeting MT13	●	●	●	●	●	●	●	●	●	●	●	●		●		
Modular Meeting - Meeting All Others												●		●		
Modular Meeting - Bar												●		●		
Modular Meeting - Coffee ESC, ELL, EVOP, CCT750L, SCT800 and TCT900	●	●	●	●	●	●	●	●	●	●	●	●		●		
Modular Meeting - Coffee Cubeform	●	●	●	●	●	●	●	●	●	●	●					
Modular Meeting - Coffee All Others												●		●		
Modular Meeting - TV	●	●	●	●	●	●	●	●	●	●	●	●		●		●
Modular Meeting - Laptop												●		●		
Modular Meeting - Whiteboard																●

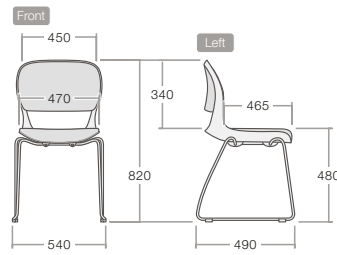


Technical Information

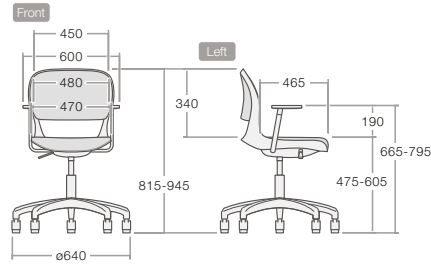
ACE - Multi-Purpose Seating and Stools



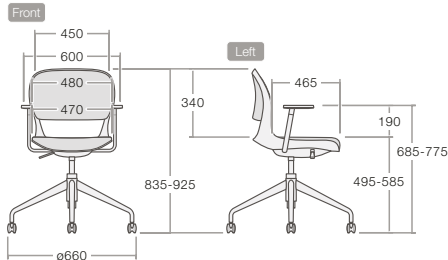
ACE...: 540w x 585d x 815h x 475sh - 9.8kg



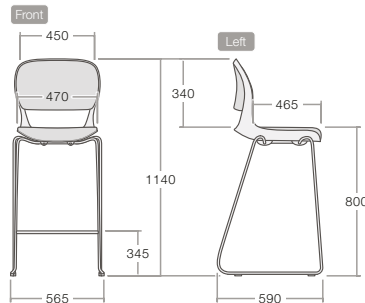
ACESB...: 540w x 555d x 820h x 480sh - 8.4kg



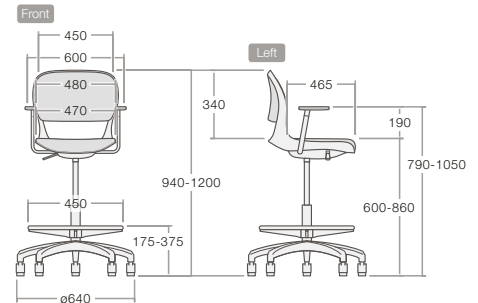
ACE5S... (with BFA): 640w x 640d x 945h x 605sh - 13.0kg
±130 Seat Height:



ACE4S... (with BFA): 660w x 660d x 925h x 585sh - 13.6kg
±90 Seat Height:

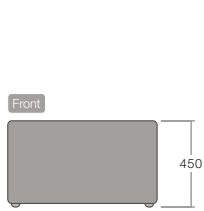


ACESTB...: 565w x 590d x 1140h x 800sh - 9.8kg




ACED... (with BFA): 640w x 640d x 1065h x 725sh - 12.6kg
±260 Seat Height: ±200 Footring Height:

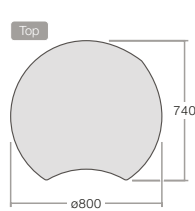
ADAPTIV - Modular Seating



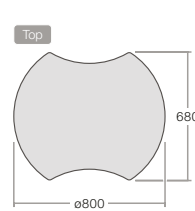
Adaptiv (All variants): 450h



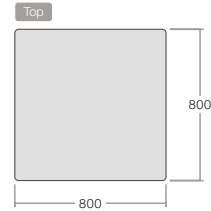
AC1200: 1200dia x 450h
AC1000: 1000dia x 450h
AC800: 800dia x 450h
AC600: 600dia x 450h



AE1200: 1200w x 1105d x 450h
AE1000: 1000w x 920d x 450h
AE800: 800w x 740d x 450h
AE600: 600w x 555d x 450h



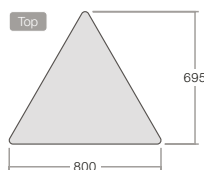
ADE1200: 1200w x 1010d x 450h
ADE1000: 1000w x 835d x 450h
ADE800: 800w x 680d x 450h
ADE600: 600w x 505d x 450h



AS1200: 1200w x 800d x 450h
AS1000: 1000w x 800d x 450h
AS800: 800w x 800d x 450h
AS600: 600w x 800d x 450h

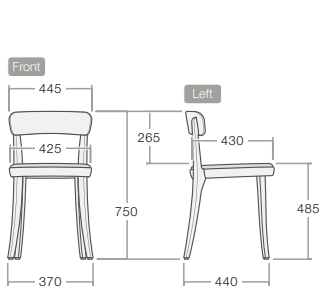


AR1200: 1200w x 800d x 450h
AR1000: 1000w x 800d x 450h

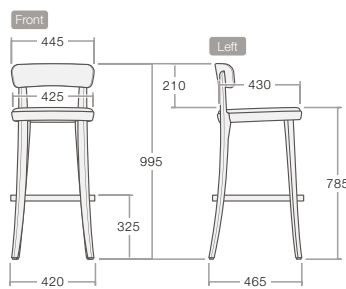


AW800: 800w x 695d x 450h

AURA - Multi-Purpose Seating and Stools

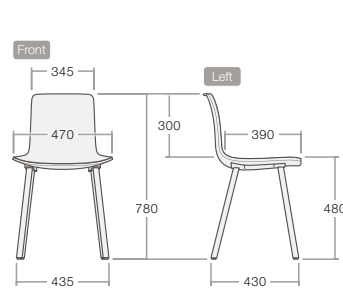


AUR: 445w x 465d x 750h x 485sh - 4.7kg



AURST: 445w x 480d x 995h x 785sh - 6.0kg

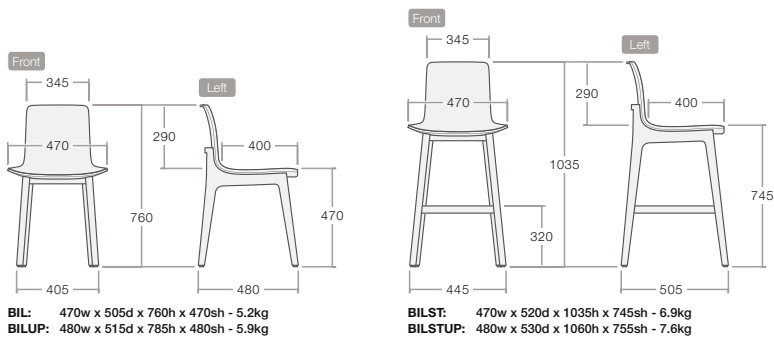
BEN - Multi-Purpose Seating



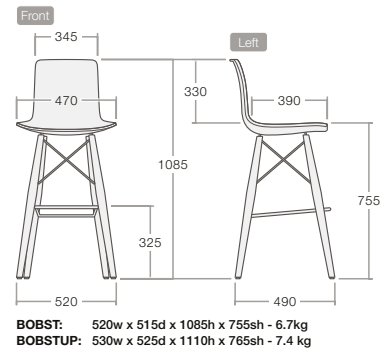
BEN: 470w x 490d x 780h x 480sh - 5.6kg
BENUP: 480w x 505d x 805h x 505sh - 6.0kg

Technical Information

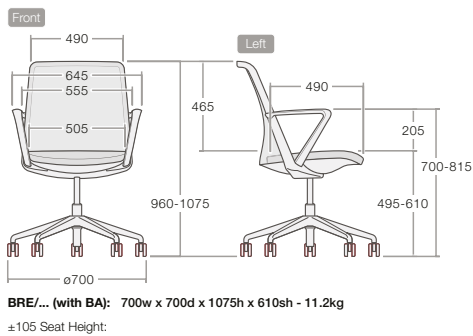
BILL - Multi-Purpose Seating and Stools



BOB - Stools



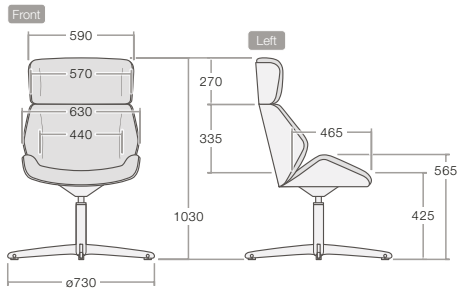
BREEZE - Agile Seating



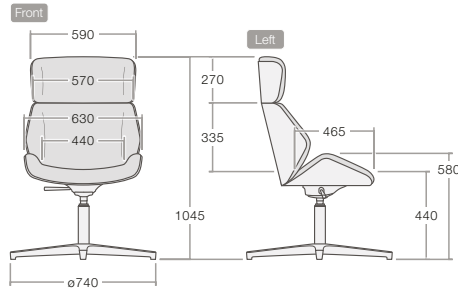
The dimensions illustrated in this document are not to scale. For accurate dimensions of any Elite product, please contact customer services.

Technical Information

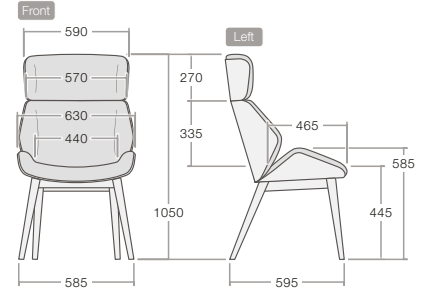
CASCARA - Visitor and Lounge Seating



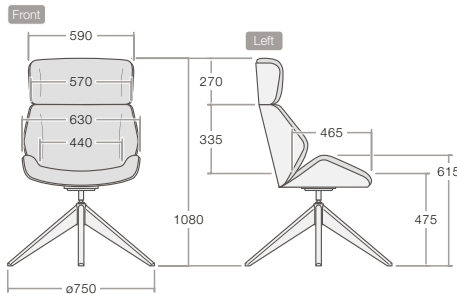
CASHBSW... (WA and WH): 730w x 730d x 1030h x 425sh - 22.0kg
CASHBSWFLU: 730w x 730d x 1030h x 425sh - 20.8kg
CASSW... (WA and WH): 730w x 730d x 810h x 425sh - 18.4kg
CASSWFLU: 730w x 730d x 810h x 425sh - 17.2kg



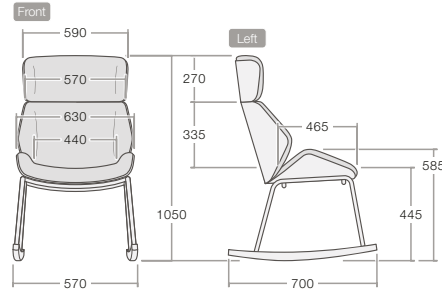
CASHB4S... (WA and WH): 740w x 740d x 1045h x 440sh - 21.4kg
CASHB4SFLU: 740w x 740d x 1045h x 440sh - 20.2kg
CAS4S... (WA and WH): 740w x 740d x 825h x 440sh - 17.8kg
CAS4SFLU: 740w x 740d x 825h x 440sh - 16.6kg



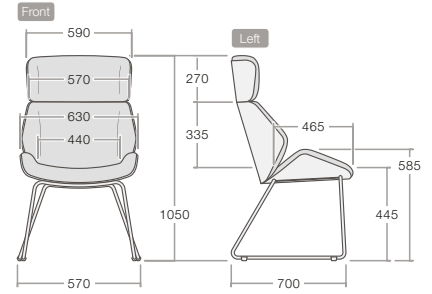
CASHBWL... (WA and WH): 630w x 680d x 1050h x 445sh - 22.0kg
CASHBWLFLU: 630w x 680d x 1050h x 445sh - 20.8kg
CASWL... (WA and WH): 630w x 640d x 830h x 445sh - 18.4kg
CASWLFLU: 630w x 640d x 830h x 445sh - 17.2kg



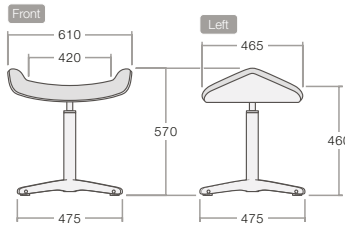
CASHBSWL... (WA and WH): 750w x 750d x 1035h x 475sh - 20.8kg
CASHBSWFLU: 750w x 750d x 1035h x 475sh - 19.6kg
CASSWL... (WA and WH): 750w x 750d x 815h x 475sh - 17.2kg
CASSWFLU: 750w x 750d x 815h x 475sh - 16.0kg



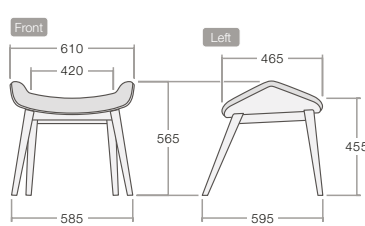
CASHBRB... (WA and WH): 630w x 700d x 1050h x 445sh - 21.2kg
CASHBRBFLU: 630w x 700d x 1050h x 445sh - 20.0kg
CASRB... (WA and WH): 630w x 700d x 830h x 445sh - 17.6kg
CASRBFLU: 630w x 700d x 830h x 445sh - 16.4kg



CASHBSB... (WA and WH): 630w x 700d x 1050h x 445sh - 21.2kg
CASHBSBFLU: 630w x 700d x 1050h x 445sh - 20.0kg
CASSB... (WA and WH): 630w x 700d x 830h x 445sh - 17.6kg
CASSBFLU: 630w x 700d x 830h x 445sh - 16.2kg



CASFSCH... (WA and WH): 610w x 475d x 570h x 460sh - 10.4kg
CASFSCFLU: 610w x 475d x 570h x 460sh - 10.4kg



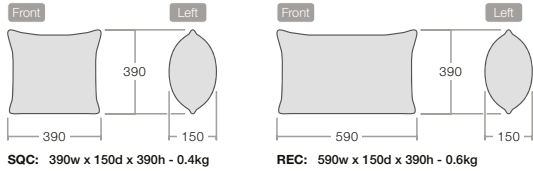
CASFSWL... (WA and WH): 610w x 595d x 565h x 455sh - 8.4kg
CASFSWFLU: 610w x 595d x 565h x 455sh - 8.4kg



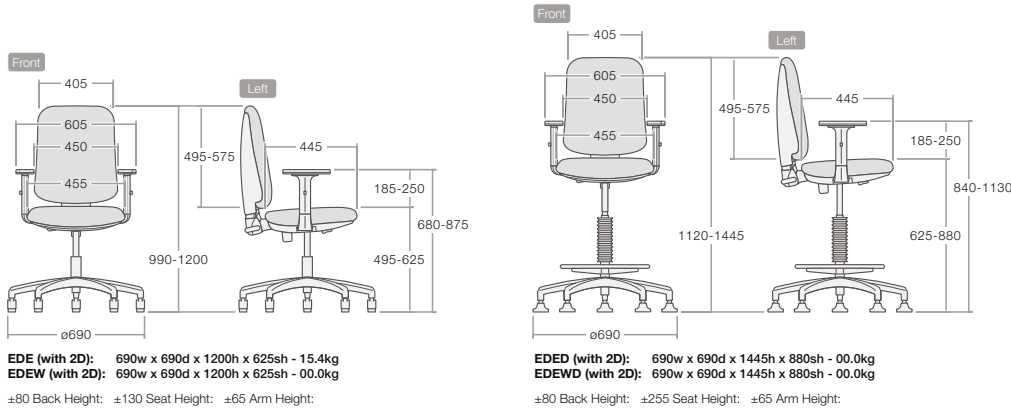
The dimensions illustrated in this document are not to scale. For accurate dimensions of any Elite product, please contact customer services.

Technical Information

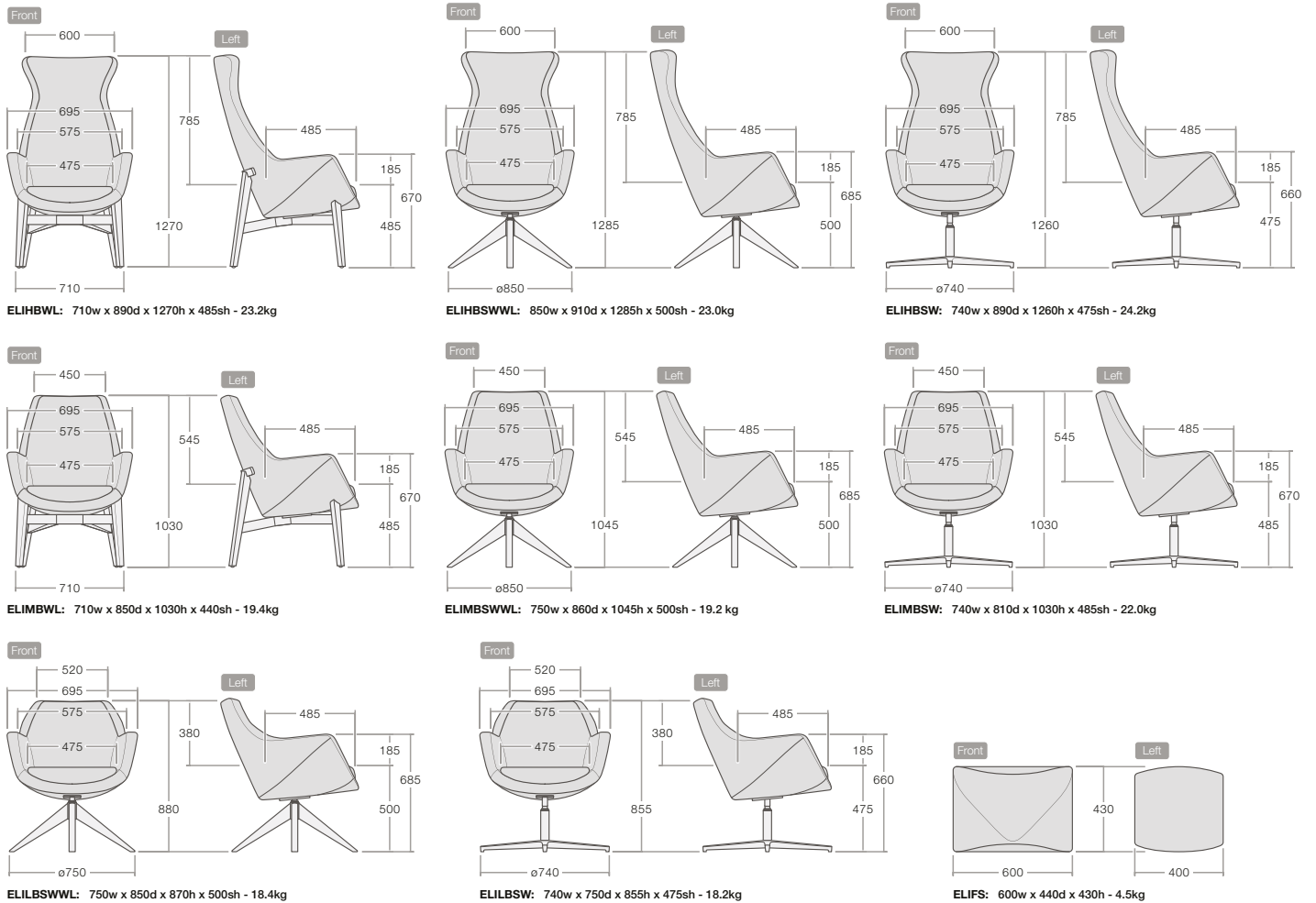
CUSHIONS - Soft Seating



EDEN - Operator Seating



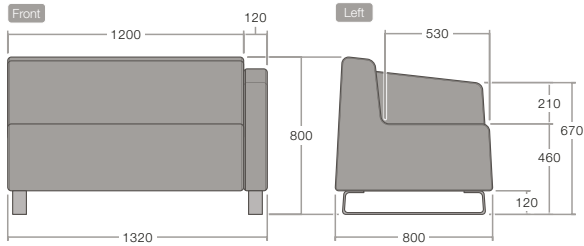
ELIPSA - Visitor and Lounge Seating



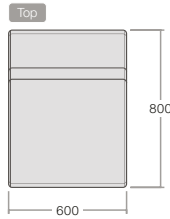
The dimensions illustrated in this document are not to scale. For accurate dimensions of any Elite product, please contact customer services.

Technical Information

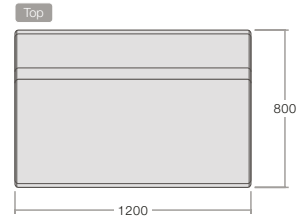
ELLA - Soft Seating



ELla: 1320w x 800d x 800h x 460sh - 24.9kg



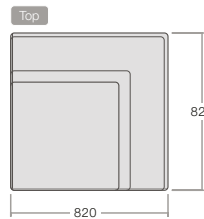
ELL1: 600w x 800d x 800h x 460sh - 24.9kg



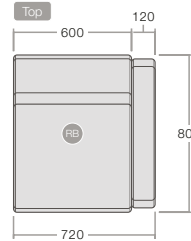
ELL2: 1200w x 800d x 800h x 460sh - 35.4kg



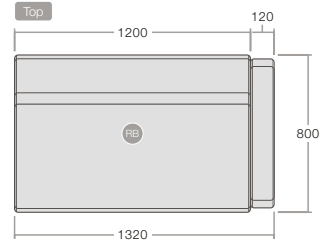
ELL3: 1800w x 800d x 800h x 460sh - 45.8kg



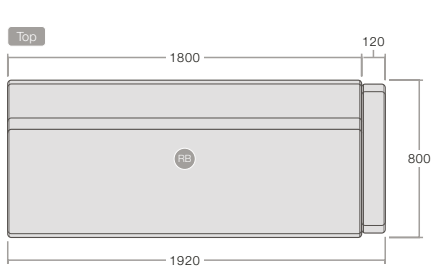
ELL4: 820w x 820d x 800h x 460sh - 30.6kg



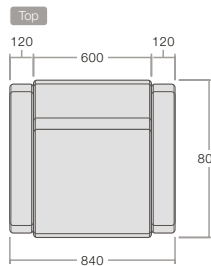
ELL6 (RB): 720w x 800d x 800h x 460sh - 33.8kg
ELL5 (LB): 720w x 800d x 800h x 460sh - 33.8kg



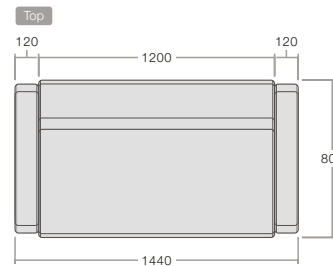
ELL8 (RB): 1320w x 800d x 800h x 460sh - 45.0kg
ELL7 (LB): 1320w x 800d x 800h x 460sh - 45.0kg



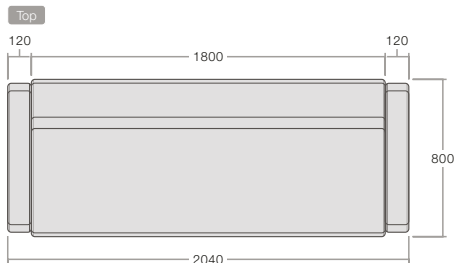
ELL10 (RB): 1320w x 800d x 800h x 460sh - 56.2kg
ELL9 (LB): 1320w x 800d x 800h x 460sh - 56.2kg



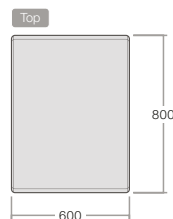
ELL11: 840w x 800d x 800h x 460sh - 45.2kg



ELL12: 1440w x 800d x 800h x 460sh - 54.2kg



ELL13: 2040w x 800d x 800h x 460sh - 63.2kg

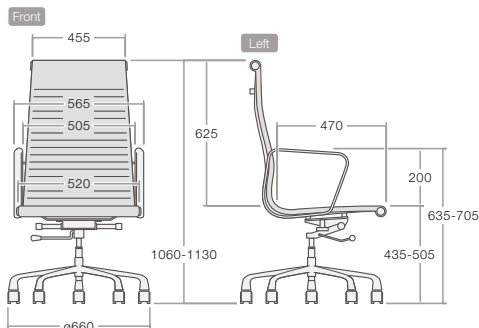


ELL14: 600w x 800d x 460h - 23.6kg

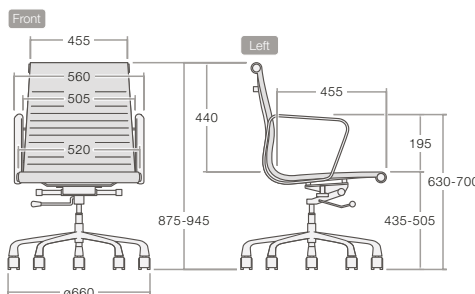


ELL15: 1200w x 800d x 460h - 00.0kg

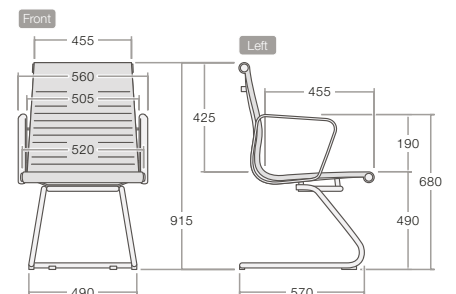
ENNA - Visitor and Lounge Seating



ENNH: 660w x 665d x 1130h x 505sh - 15.7kg
 ±70 Seat Height:



ENN: 660w x 660d x 945h x 505sh - 14.7kg
 ±70 Seat Height:

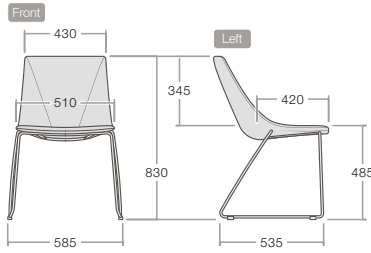


ENNC: 560w x 620d x 915h x 490sh - 12.2kg

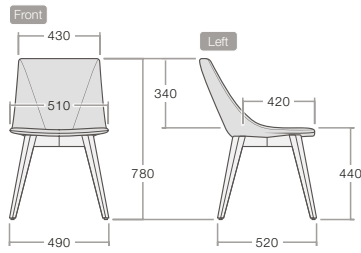
The dimensions illustrated in this document are not to scale. For accurate dimensions of any Elite product, please contact customer services.

Technical Information

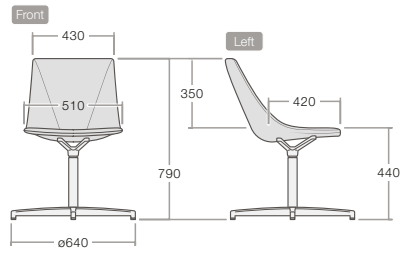
ESCAPE - Visitor and Lounge Seating and Stools



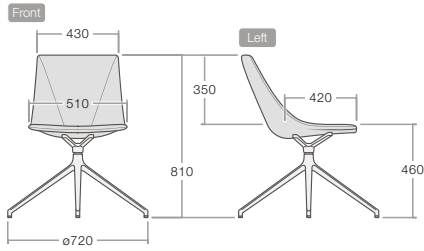
ESC: 585w x 610d x 830h x 485sh - 7.8kg



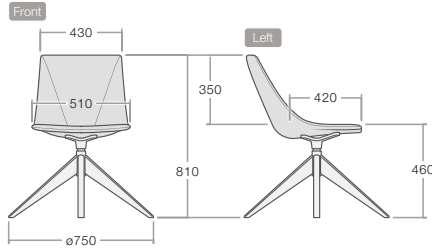
ESCWL: 510w x 700d x 780h x 440sh - 6.8kg



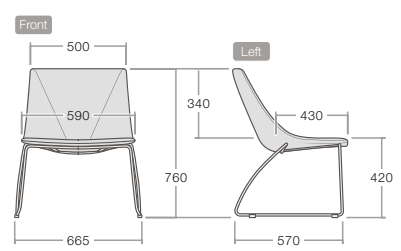
ESC4S: 640w x 640d x 790h x 440sh - 8.2kg



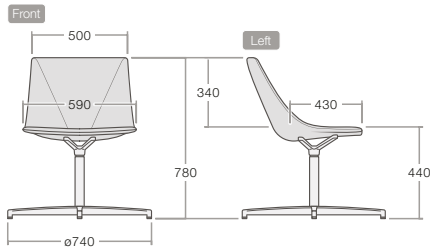
ESCSW: 720w x 720d x 810h x 460sh - 8.4kg



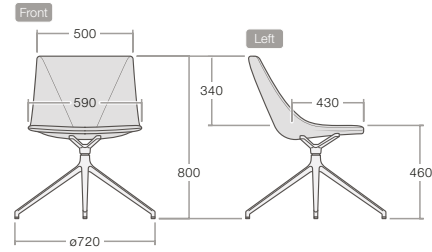
ESCSWWL: 750w x 750d x 810h x 460sh - 8.2kg



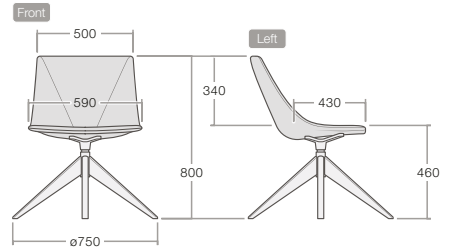
ESCL: 665w x 700d x 760h x 420sh



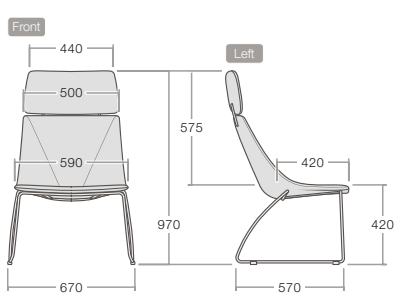
ESCL4S: 740w x 740d x 780h x 440sh



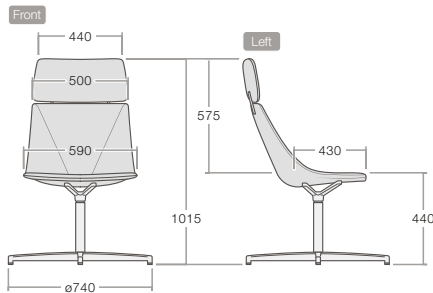
ESCLSW: 720w x 720d x 800h x 460sh



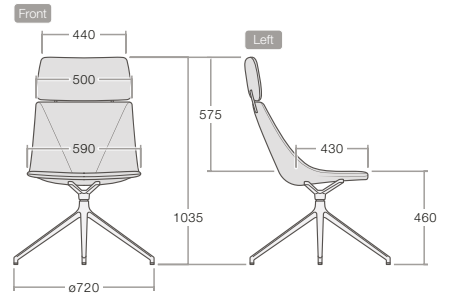
ESCLSWWL: 750w x 750d x 800h x 460sh



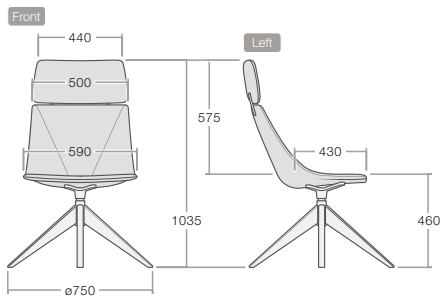
ESCL/UH: 670w x 725d x 970h x 420sh - 10.2kg



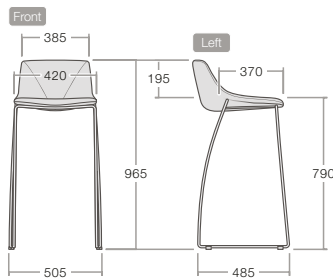
ESCL4S/UH: 740w x 740d x 1015h x 440sh - 10.0kg



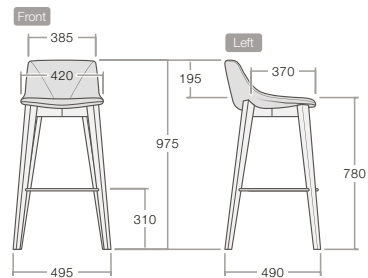
ESCLSW/UH: 720w x 720d x 1035h x 460sh - 10.2kg



ESCLSWWL/UH: 750w x 750d x 1035h x 460sh - 10.0kg



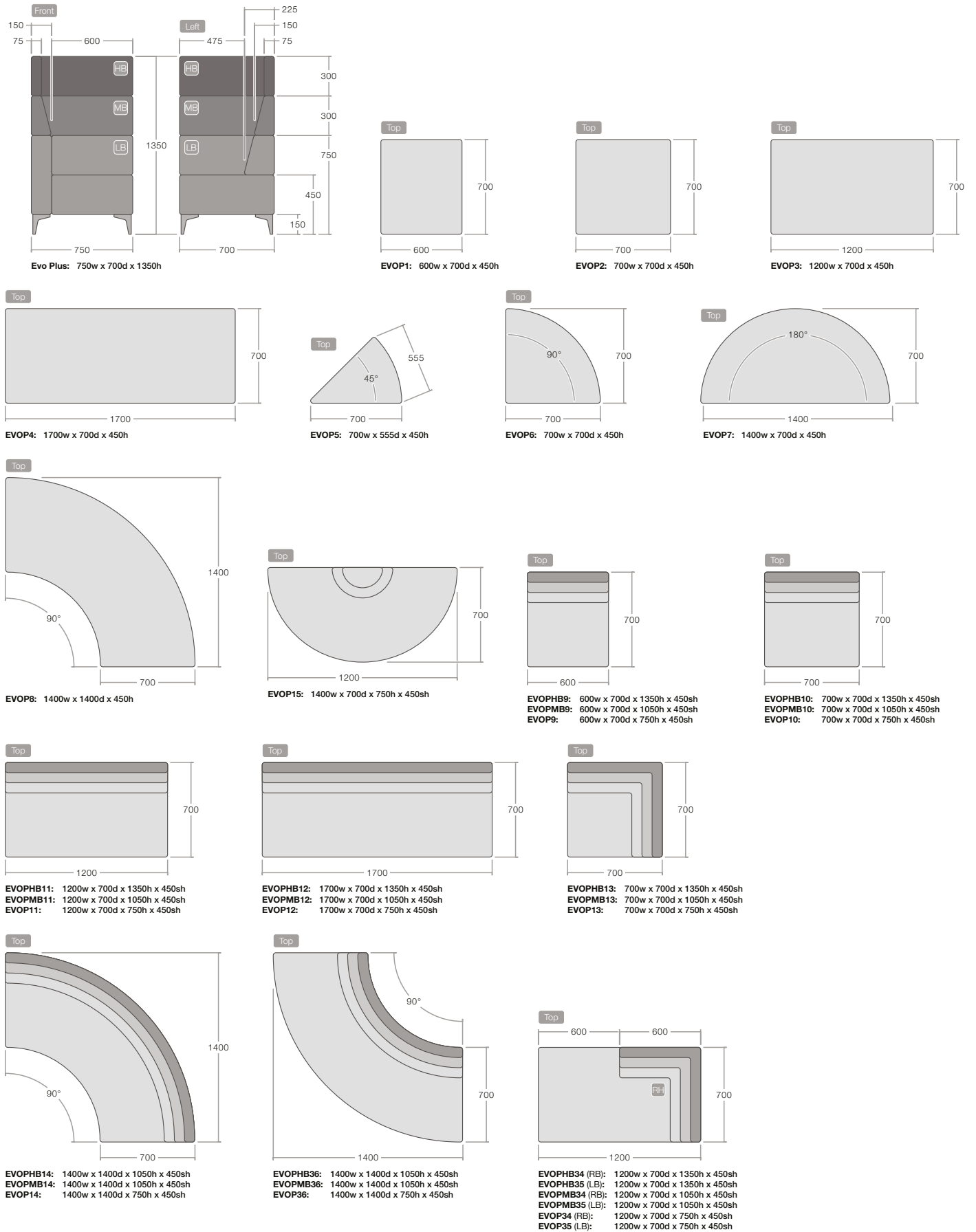
ESCST: 505w x 490d x 965h x 790sh - 7.4kg



ESCSTWL: 495w x 490d x 975h x 780sh - 7.6kg

Technical Information

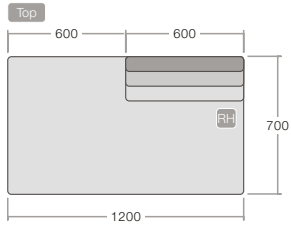
EVO PLUS - Soft Seating



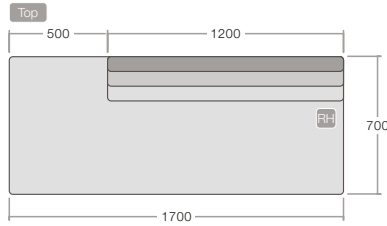
The dimensions illustrated in this document are not to scale. For accurate dimensions of any Elite product, please contact customer services.

Technical Information

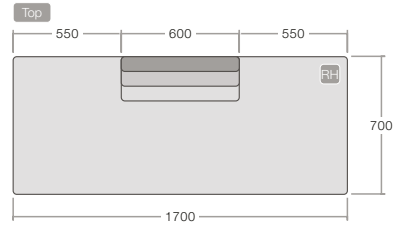
EVO PLUS - Soft Seating



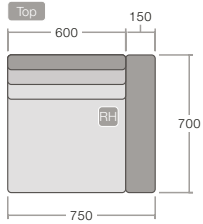
EVOPHB17 (RB): 1200w x 700d x 1350h x 450sh
EVOPHB16 (LB): 1200w x 700d x 1350h x 450sh
EVOPMB17 (RB): 1200w x 700d x 1050h x 450sh
EVOPMB16 (LB): 1200w x 700d x 1050h x 450sh
EVOP17 (RB): 1200w x 700d x 750h x 450sh
EVOP16 (LB): 1200w x 700d x 750h x 450sh



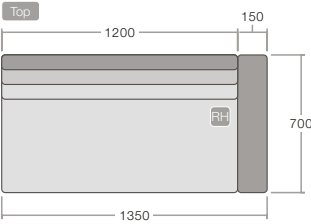
EVOPHB19 (RB): 1700w x 700d x 1350h x 450sh
EVOPHB18 (LB): 1700w x 700d x 1350h x 450sh
EVOPMB19 (RB): 1700w x 700d x 1050h x 450sh
EVOPMB18 (LB): 1700w x 700d x 1050h x 450sh
EVOP19 (RB): 1700w x 700d x 750h x 450sh
EVOP18 (LB): 1700w x 700d x 750h x 450sh



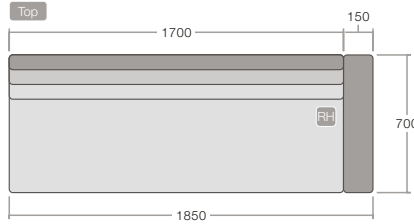
EVOPHB20: 1700w x 700d x 1350h x 450sh
EVOPMB20: 1700w x 700d x 1050h x 450sh
EVOP20: 1700w x 700d x 750h x 450sh



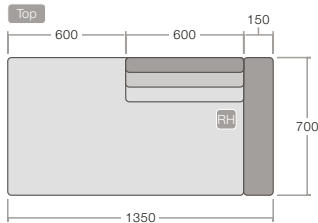
EVOPHB24 (RB): 750w x 700d x 1350h x 450sh
EVOPHB21 (LB): 750w x 700d x 1350h x 450sh
EVOPMB24 (RB): 750w x 700d x 1050h x 450sh
EVOPMB21 (LB): 750w x 700d x 1050h x 450sh
EVOP24 (RB): 750w x 700d x 750h x 450sh
EVOP21 (LB): 750w x 700d x 750h x 450sh



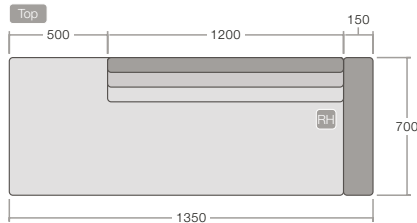
EVOPHB25 (RB): 1350w x 700d x 1350h x 450sh
EVOPHB22 (LB): 1350w x 700d x 1350h x 450sh
EVOPMB25 (RB): 1350w x 700d x 1050h x 450sh
EVOPMB22 (LB): 1350w x 700d x 1050h x 450sh
EVOP25 (RB): 1350w x 700d x 750h x 450sh
EVOP22 (LB): 1350w x 700d x 750h x 450sh



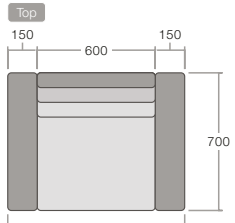
EVOPHB26 (RB): 1850w x 700d x 1350h x 450sh
EVOPHB23 (LB): 1850w x 700d x 1350h x 450sh
EVOPMB26 (RB): 1850w x 700d x 1050h x 450sh
EVOPMB23 (LB): 1850w x 700d x 1050h x 450sh
EVOP26 (RB): 1850w x 700d x 750h x 450sh
EVOP23 (LB): 1850w x 700d x 750h x 450sh



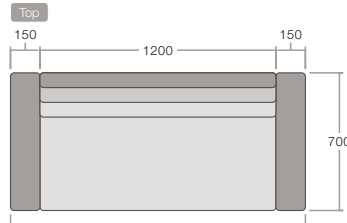
EVOPHB29 (RB): 1350w x 700d x 1350h x 450sh
EVOPHB27 (LB): 1350w x 700d x 1350h x 450sh
EVOPMB29 (RB): 1350w x 700d x 1050h x 450sh
EVOPMB27 (LB): 1350w x 700d x 1050h x 450sh
EVOP29 (RB): 1350w x 700d x 750h x 450sh
EVOP27 (LB): 1350w x 700d x 750h x 450sh



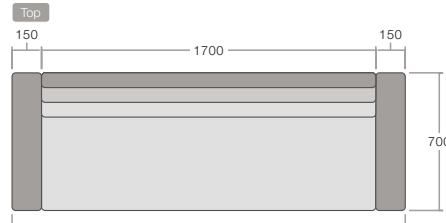
EVOPHB30 (RB): 1850w x 700d x 1350h x 450sh
EVOPHB28 (LB): 1850w x 700d x 1350h x 450sh
EVOPMB30 (RB): 1850w x 700d x 1050h x 450sh
EVOPMB28 (LB): 1850w x 700d x 1050h x 450sh
EVOP30 (RB): 1850w x 700d x 750h x 450sh
EVOP28 (LB): 1850w x 700d x 750h x 450sh



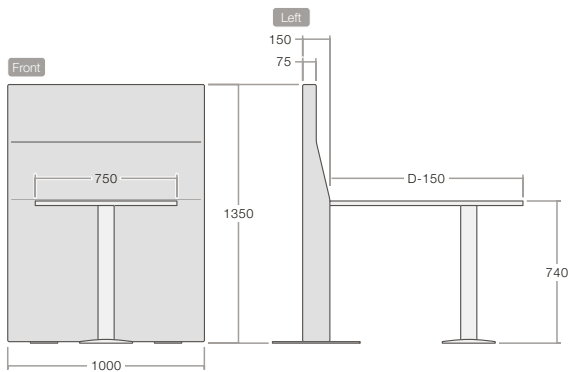
EVOPHB31: 900w x 700d x 1350h x 450sh
EVOPMB31: 900w x 700d x 1050h x 450sh
EVOP31: 900w x 700d x 750h x 450sh



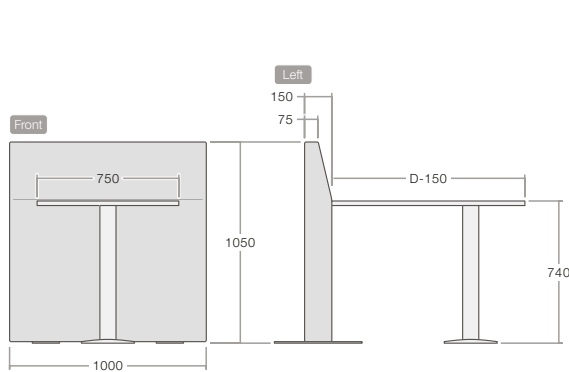
EVOPHB32: 1500w x 700d x 1350h x 450sh
EVOPMB32: 1500w x 700d x 1050h x 450sh
EVOP32: 1500w x 700d x 750h x 450sh



EVOPHB33: 2000w x 700d x 1350h x 450sh
EVOPMB33: 2000w x 700d x 1050h x 450sh
EVOP33: 2000w x 700d x 750h x 450sh



EVOPHBP1: 1000w x 800d x 1350h
EVOPHBP2: 1000w x 1150d x 1350h
EVOPHBP3: 1000w x 1650d x 1350h

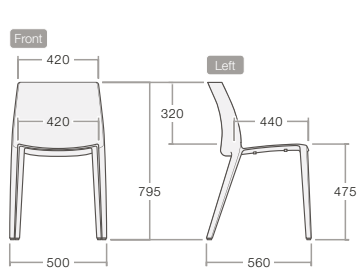


EVOPMBP1: 1000w x 800d x 1050h
EVOPMBP2: 1000w x 1150d x 1050h
EVOPMBP3: 1000w x 1650d x 1050h

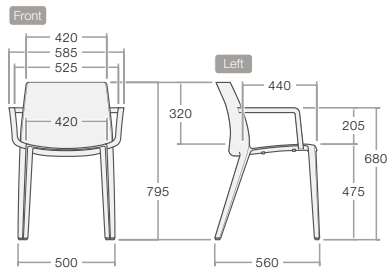
The dimensions illustrated in this document are not to scale. For accurate dimensions of any Elite product, please contact customer services.

Technical Information

EXPLORER - Multi-Purpose Seating



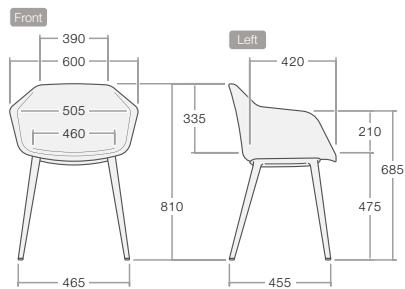
EXP: 500w x 550d x 795h x 475sh - 3.7kg
EXPUS: 500w x 550d x 795h x 480sh



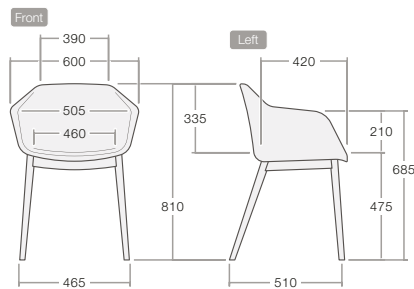
EXPA: 585w x 560d x 795h x 475sh - 4.6kg
EXPAUS: 585w x 560d x 795h x 480sh



FORM - Breakout Chair



FRM: 600w x 515d x 810h x 475sh - 6.1kg

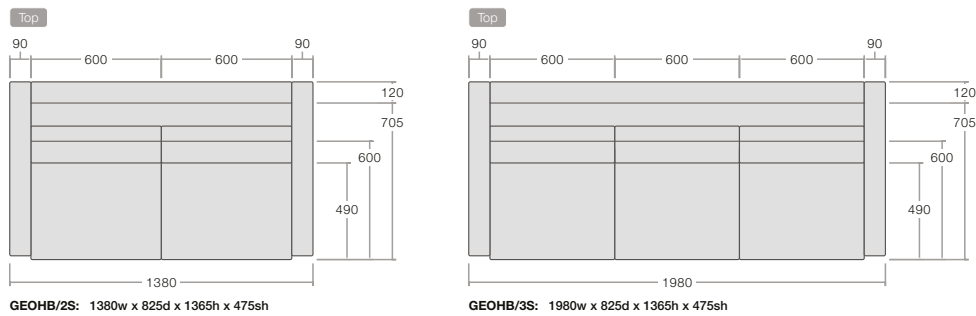
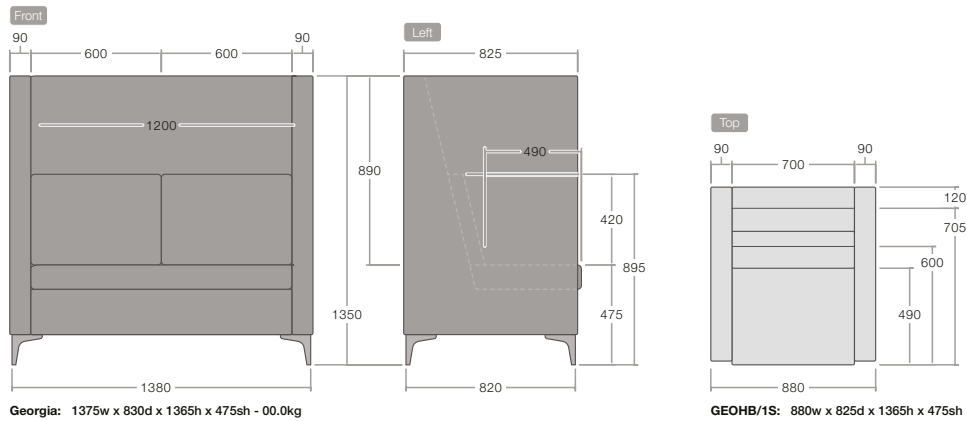


FRMWL: 600w x 510d x 810h x 475sh - 00.0kg

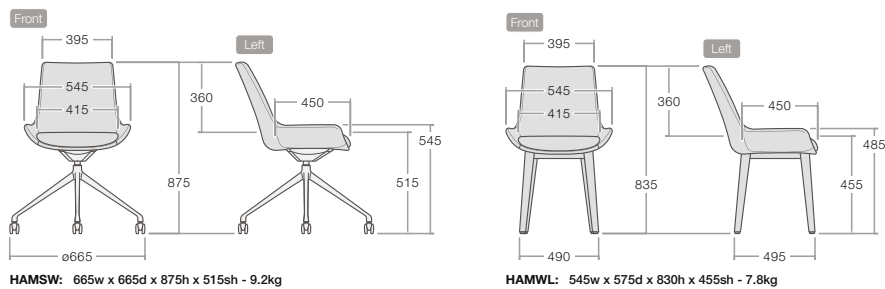
The dimensions illustrated in this document are not to scale. For accurate dimensions of any Elite product, please contact customer services.

Technical Information

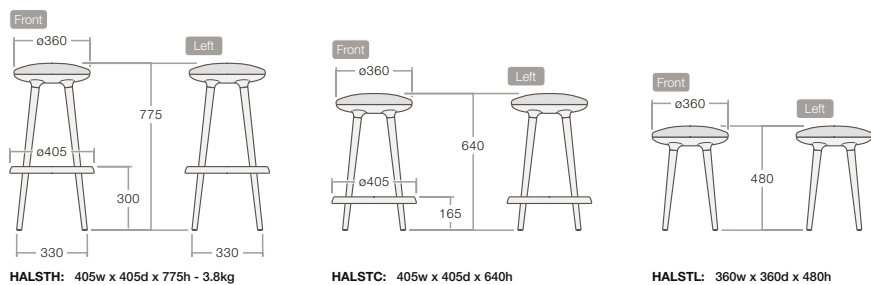
GEORGIA - Modular Sofa



HAMPTON - Multi-Purpose Seating

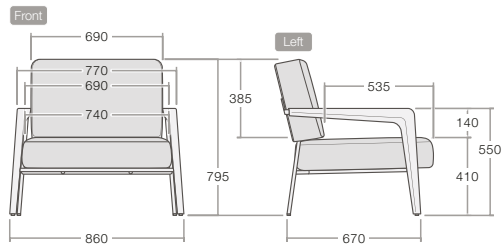


HALO - Stool

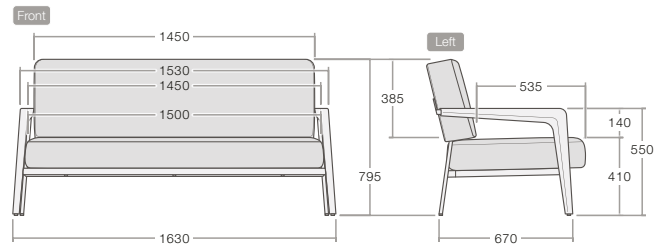


Technical Information

HEKTOR - Soft Seating

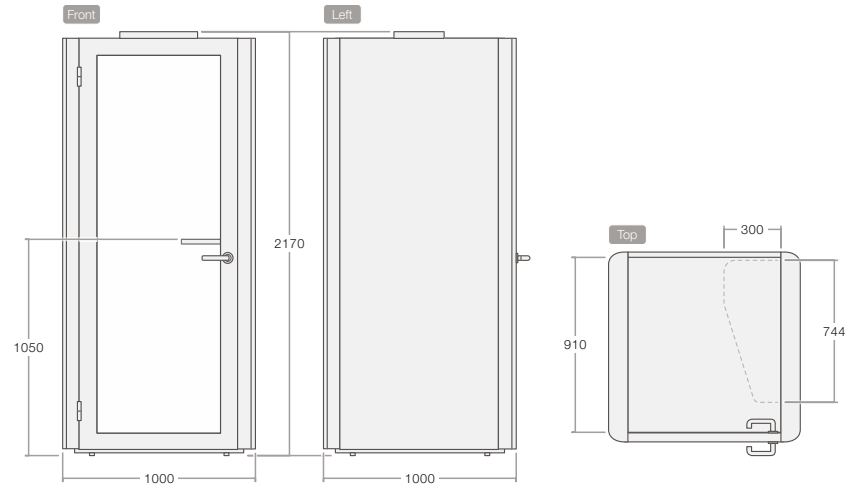


HEK1: 860w x 760d x 795h x 410sh - 20.2kg

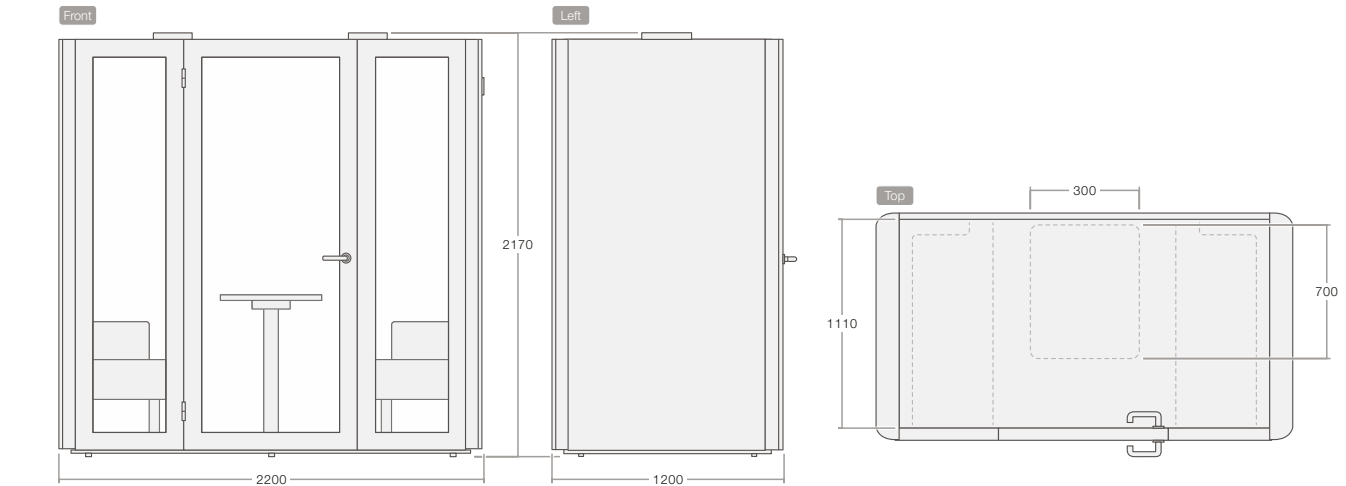


HEK2: 1630w x 760d x 795h x 410sh - 33.6kg

HOST - Pods and Booths



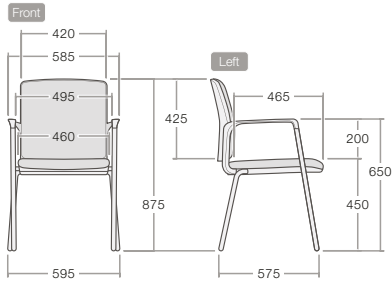
HOS1: 1000w x 1000d x 2170h



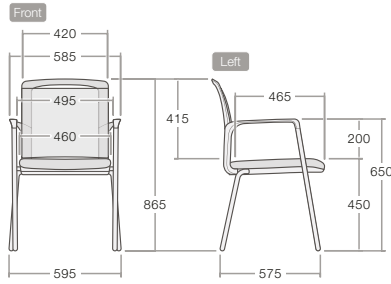
HOS2: 2200w x 1200d x 2170h

Technical Information

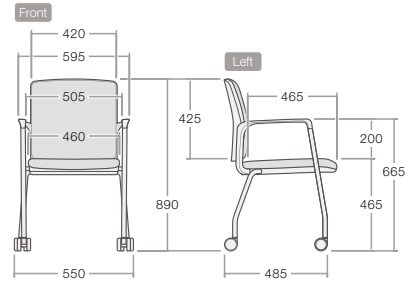
INFINITY - Agile and Meeting Seating



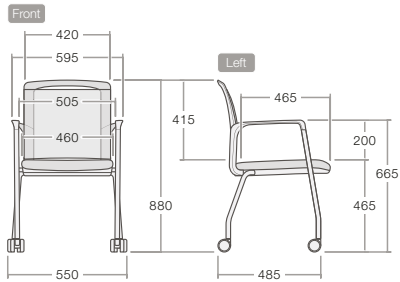
INF...LUSUB: 595w x 575d x 875h x 470sh



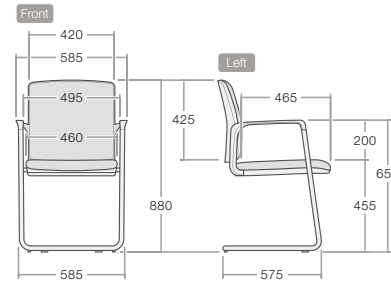
INF...LUSMB: 595w x 575d x 875h x 470sh



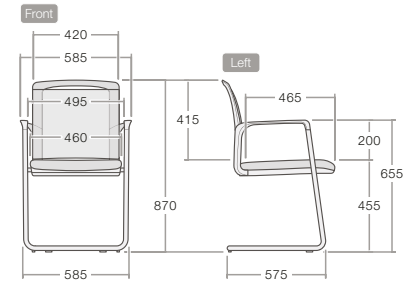
INF...LUSUB/C: 595w x 575d x 890h x 470sh - 9.6kg



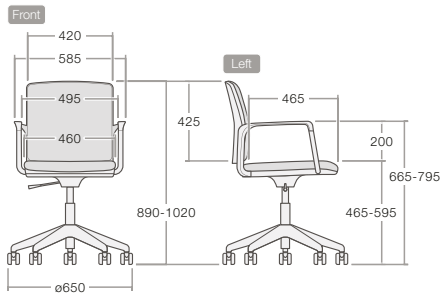
INF...LUSMB/C: 595w x 575d x 885h x 470sh - 8.6kg



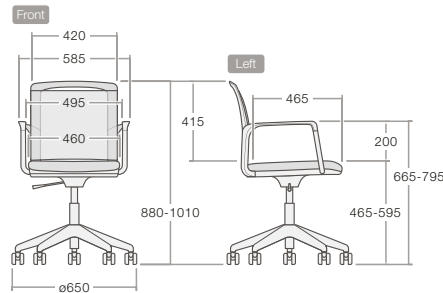
INF...CUSUB: 585w x 580d x 880h x 455sh - 9.6kg



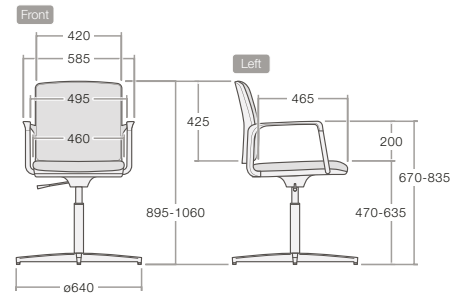
INF...CUSMB: 585w x 575d x 875h x 455sh - 8.6kg



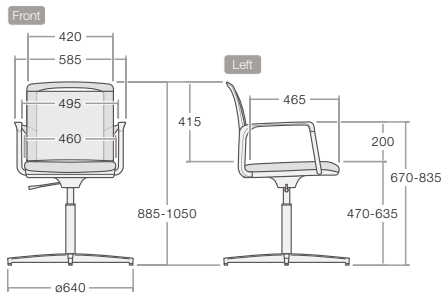
INF...5SUSUB: 650w x 650d x 1015h x 590sh - 11.2kg
±130 Seat Height:



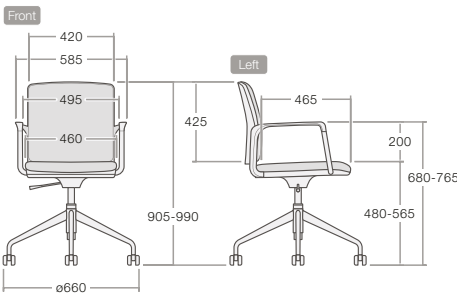
INF...5SUSMB: 650w x 650d x 1020h x 590sh - 10.2kg
±130 Seat Height:



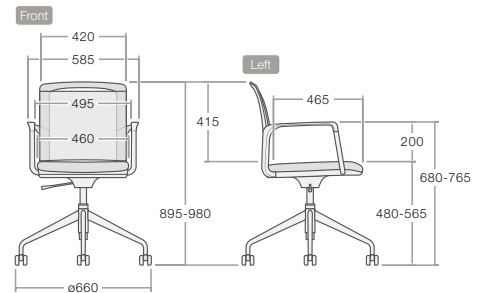
INF...4SUSUB: 640w x 640d x 1060h x 635sh
±165 Seat Height:



INF...4SUSMB: 640w x 640d x 1050h x 635sh
±165 Seat Height:

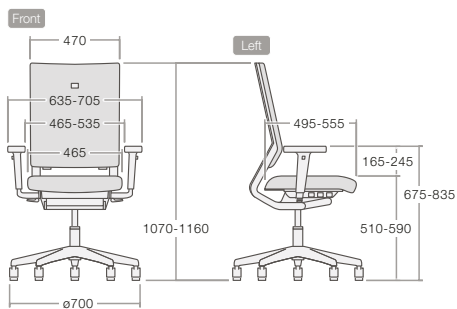


INF...4SPUSUB: 660w x 660d x 990h x 565sh - 12.2kg
±85 Seat Height:



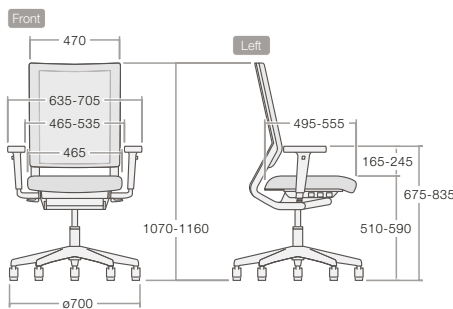
INF...4SPUSMB: 660w x 660d x 995h x 565sh - 11.2kg
±85 Seat Height:

ISIT LITE - Task Seating



ISITLI (with 4DL): 700w x 700d x 1160h x 590sh - 21.0kg

±60 Seat Depth: ±80 Seat Height:
±70 Arm Width: ±80 Arm Height:



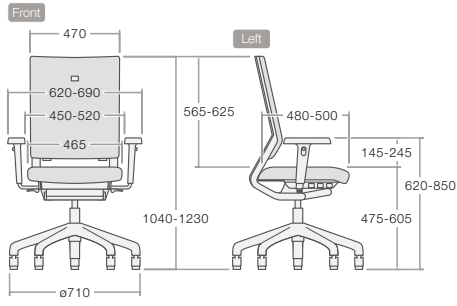
ISITML (with 4DL): 700w x 700d x 1160h x 590sh - 20.8kg

±60 Seat Depth: ±80 Seat Height:
±70 Arm Width: ±80 Arm Height:

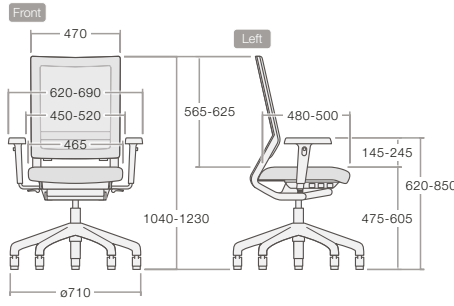
The dimensions illustrated in this document are not to scale. For accurate dimensions of any Elite product, please contact customer services.

Technical Information

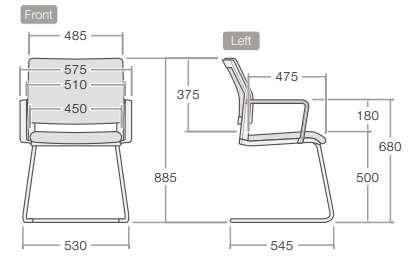
ISIT - Task and Meeting Seating



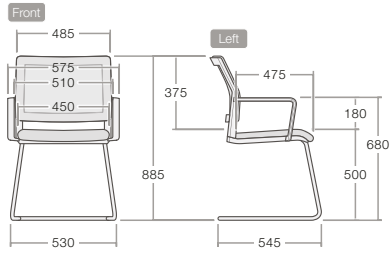
ISIT (with 4D2): 710w x 710d x 1230h x 605sh - 18.6kg
 ±60 Back Height: ±60 Seat Depth: ±130 Seat Height:
 ±70 Arm Width: ±100 Arm Height:



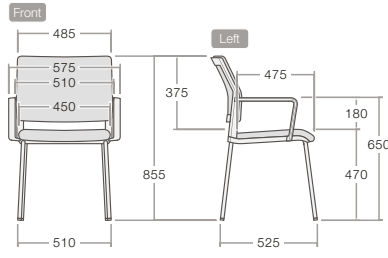
ISITM (with 4D2): 710w x 710d x 1230h x 605sh - 17.5kg
 ±60 Back Height: ±60 Seat Depth: ±130 Seat Height:
 ±70 Arm Width: ±100 Arm Height:



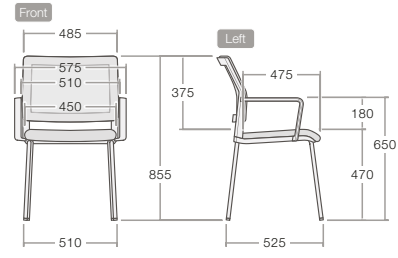
ISITC (with CA): 575w x 595d x 885h x 500sh - 9.0kg



ISITCM (with CA): 575w x 595d x 885h x 500sh - 8.6kg

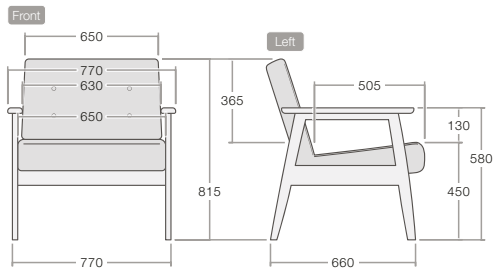


ISITL (with CA): 575w x 580d x 855h x 470sh - 7.8kg

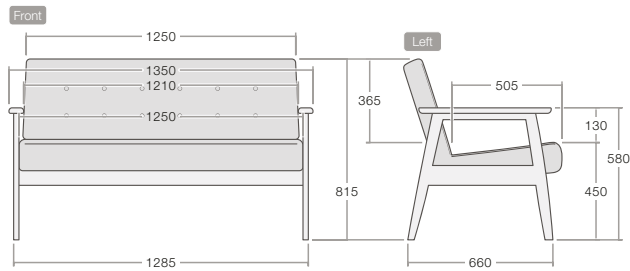


ISITLM (with CA): 575w x 580d x 855h x 470sh - 8.6kg

KOUCH - Soft Seating

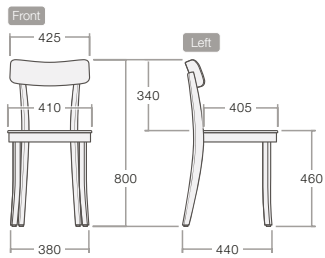


KOU1: 770w x 760d x 815h x 450sh - 15.0kg



KOU2: 1350w x 760d x 815h x 440sh - 21.4kg

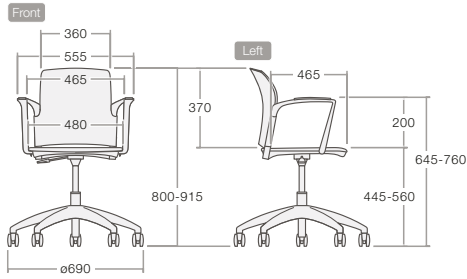
LATTE - Multi-Purpose Seating



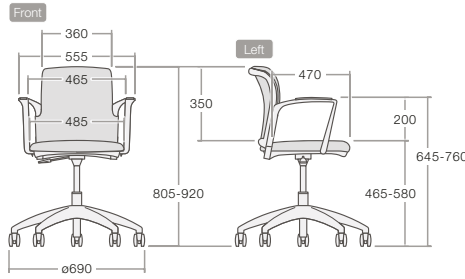
LAT: 425w x 470d x 800h x 460sh - 4.8kg

Technical Information

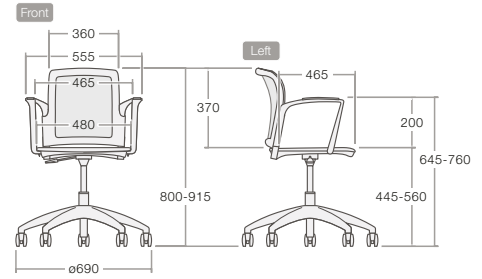
LEOLA - Multi-Purpose Seating



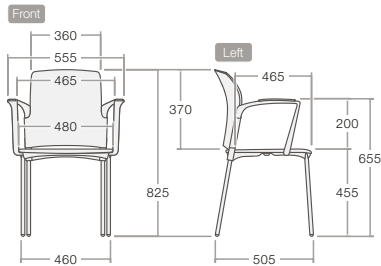
L5...PSPB (with ...LA): 690w x 690d x 915h x 560sh - 4.8kg
L5...USPB (with ...LA): 690w x 690d x 915h x 580sh - 4.9kg



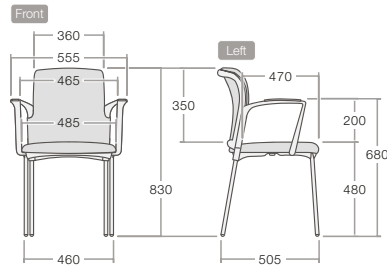
L5...USUB (with ...LA): 690w x 690d x 920h x 580sh - 4.8kg



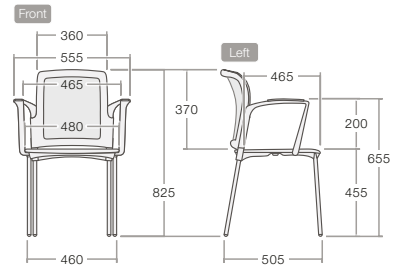
L5...PSMB (with ...LA): 690w x 690d x 915h x 560sh - 8.8kg
L5...USMB (with ...LA): 690w x 690d x 915h x 580sh - 9.4kg



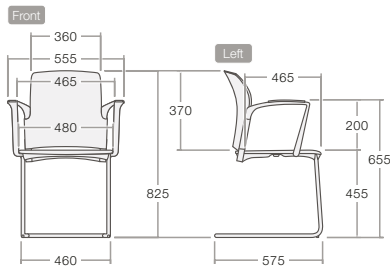
LL...PSPB (with ...LA): 555w x 525d x 825h x 455sh - 4.8kg
LL...USPB (with ...LA): 555w x 535d x 825h x 480sh - 4.9kg



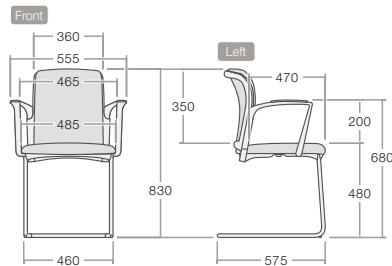
LL...USUB (with ...LA): 555w x 535d x 830h x 480sh - 5.0kg



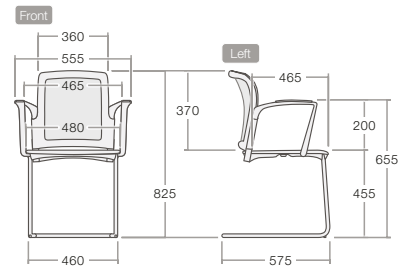
LL...PSPB (with ...LA): 555w x 525d x 825h x 455sh - 3.8kg
LL...USPB (with ...LA): 555w x 535d x 825h x 480sh - 3.9kg



LC...PSPB (with ...CA): 555w x 575d x 825h x 455sh - 7.8kg
LC...USPB (with ...CA): 555w x 575d x 825h x 480sh - 7.9kg

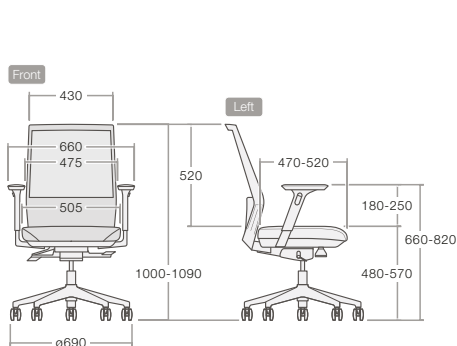


LC...USUB (with ...CA): 555w x 575d x 830h x 480sh - 8.0kg

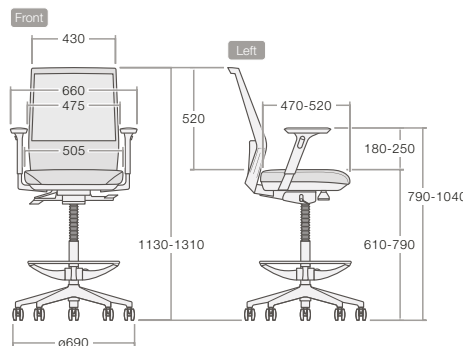


LC...PSPB (with ...CA): 555w x 575d x 825h x 455sh - 6.7kg
LC...USPB (with ...CA): 555w x 575d x 825h x 480sh - 6.8kg

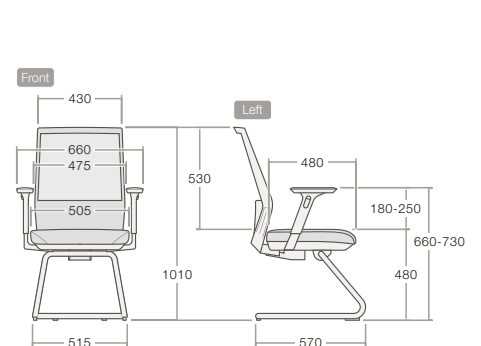
LOOP - Task and Meeting Seating



LOO (with 1D): 690w x 670d x 1090h x 570sh - 18.5kg
 ±50 Seat Depth: ±90 Seat Height: ±70 Arm Height:

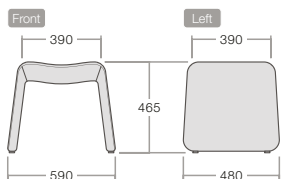


LOOD (with 1D): 670w x 670d x 1320h x 605sh
 ±50 Seat Depth: ±180 Seat Height: ±70 Arm Height:



LOOC (with 1D): 660w x 570d x 1010h x 475sh - 15.4kg
 ±70 Arm Height:

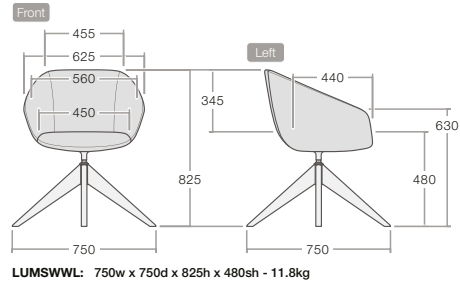
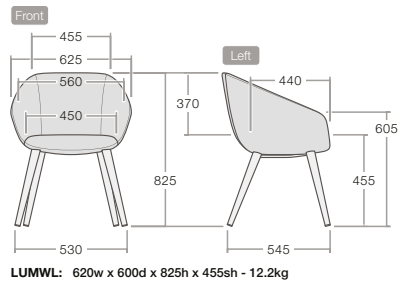
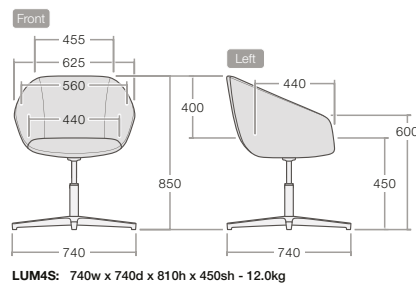
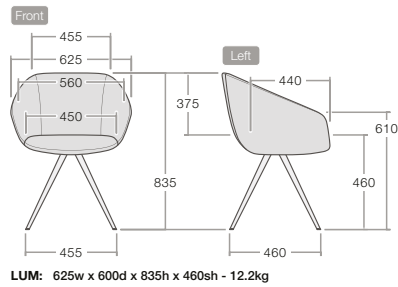
LUCA - Modular Seating



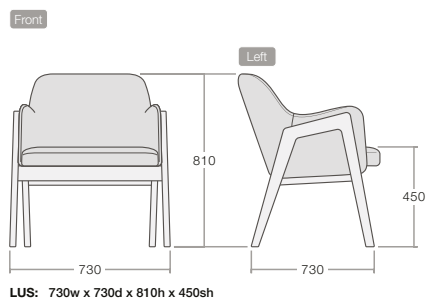
LUC: 590w x 480d x 465h - 6.0kg

Technical Information

LUMA - Visitor and Lounge Seating



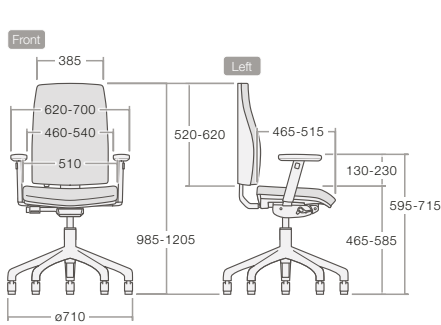
LUSSO - Visitor and Lounge Seating



The dimensions illustrated in this document are not to scale. For accurate dimensions of any Elite product, please contact customer services.

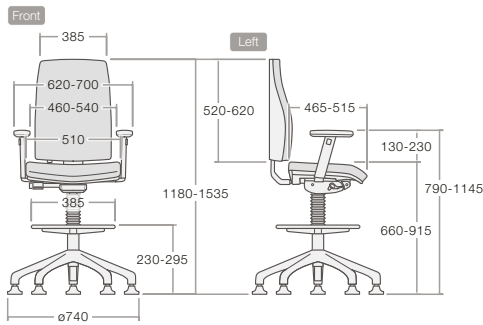
Technical Information

MATCH - Task and Meeting Seating



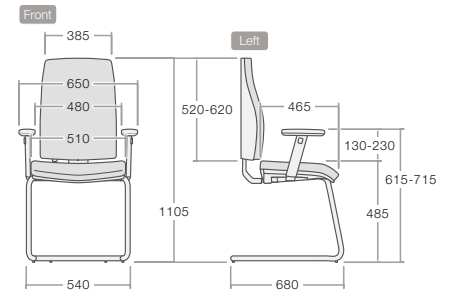
MAT (with 2D): 710w x 710d x 1205h x 585sh - 17.4kg

±100 Back Height: ±50 Seat Depth: ±120 Seat Height:
±80 Arm Width: ±100 Arm Height:



MATD (with 2D): 740w x 740d x 1530h x 915sh - 19.6kg

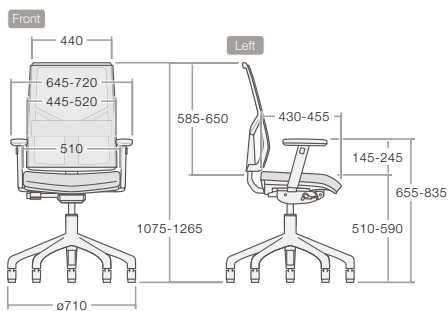
±100 Back Height: ±50 Seat Depth: ±255 Seat Height:
±80 Arm Width: ±100 Arm Height: ±65 Footing Height:



MATC (with 2D): 650w x 680d x 1105h x 485sh - 19.6kg

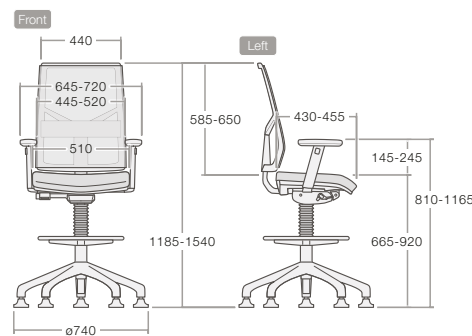
±100 Back Height: ±100 Arm Height:

MIX - Task and Meeting Seating



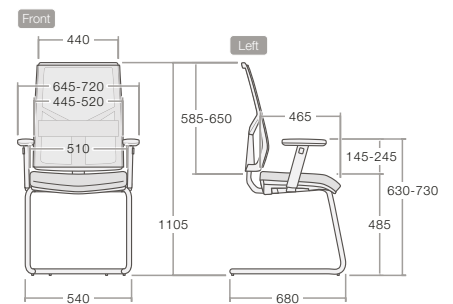
MIX (with 4D): 710w x 710d x 1265h x 590sh - 15.2kg
MIXW (with 4DW): 710w x 710d x 1265h x 590sh - 15.2kg

±65 Back Height: ±50 Seat Depth: ±80 Seat Height:
±75 Arm Width: ±100 Arm Height:



MIXD (with 4D): 740w x 740d x 1540h x 920sh - 15.4kg
MIXDW (with 4DW): 740w x 740d x 1540h x 920sh - 15.4kg

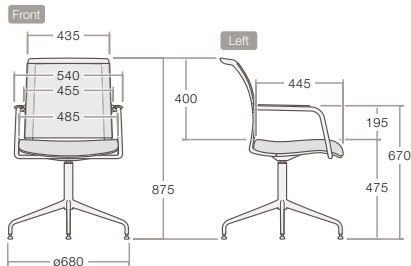
±65 Back Height: ±50 Seat Depth: ±255 Seat Height:
±75 Arm Width: ±100 Arm Height:



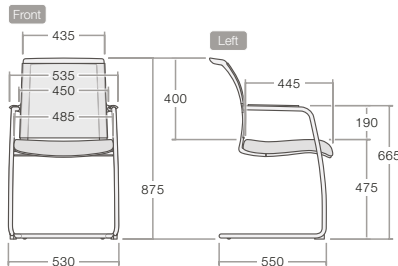
MIXC (with 4D): 540w x 680d x 1105h x 485sh - 10.4kg
MIXCW (with 4DW): 540w x 680d x 1105h x 485sh - 10.4kg

±65 Back Height: ±75 Arm Width: ±100 Arm Height:

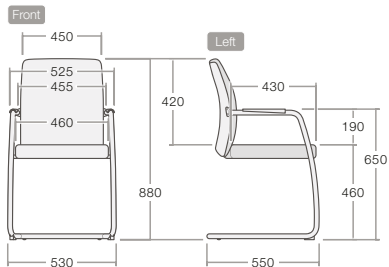
MODA - Meeting Seating



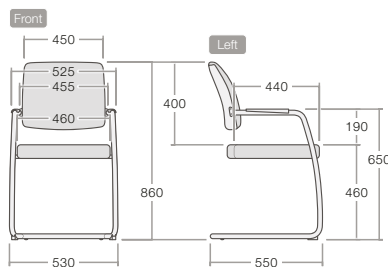
MODMSW: 680w x 680d x 875h x 475sh - 9.8kg



MODMC: 535w x 625d x 875h x 475sh - 7.6kg



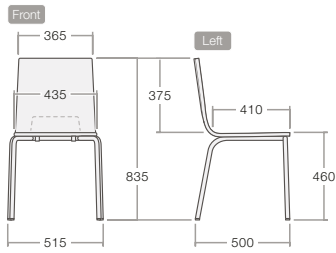
MODFBC: 530w x 560d x 880h x 460sh - 11.2kg



MODOBC: 530w x 560d x 850h x 465sh - 11.4kg

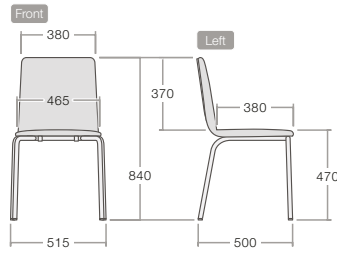
Technical Information

MULTIPLY - Multi-Purpose Seating and Stools

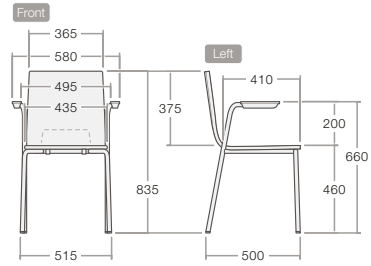


MUL: 515w x 540d x 835h x 460sh - 5.8kg
MULUP: 515w x 540d x 835h x 470sh - 6.4kg
MULO: 515w x 540d x 835h x 460sh - 5.4kg
MULOUP: 515w x 540d x 835h x 470sh - 6.0kg

220w x 80h Open Back Dimensions:

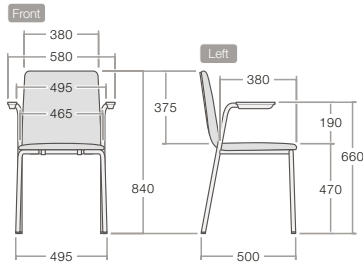


MULFUP: 515w x 540d x 840h x 470sh - 6.6kg

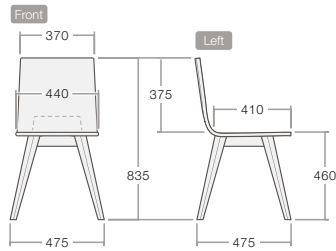


MULA: 580w x 540d x 835h x 460sh - 5.8kg
MULAUP: 580w x 540d x 835h x 470sh - 6.4kg
MULO: 580w x 540d x 835h x 460sh - 5.4kg
MULOUP: 580w x 540d x 835h x 470sh - 6.0kg

220w x 80h Open Back Dimensions:

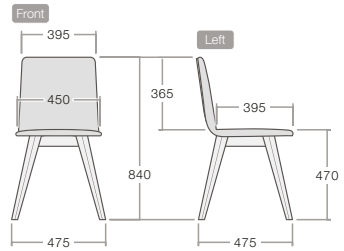


MULAFUP: 580w x 540d x 840h x 470sh - 6.6kg

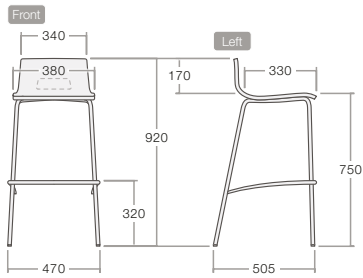


MULWL: 475w x 540d x 835h x 460sh - 6.2kg
MULUPWL: 475w x 540d x 835h x 470sh - 6.6kg
MULOWL: 475w x 540d x 835h x 460sh - 5.8kg
MULUPWL: 475w x 540d x 835h x 470sh - 6.2kg

220w x 80h Open Back Dimensions:

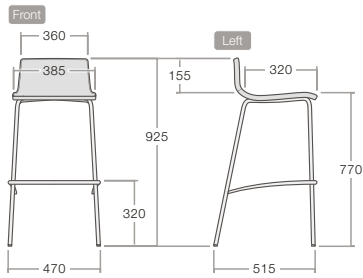


MULFUPWL: 475w x 540d x 840h x 470sh - 7.0kg

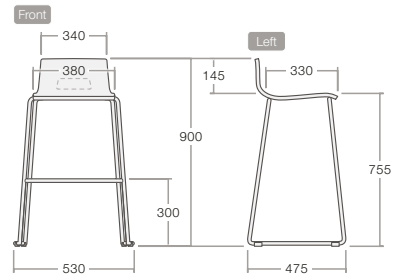


MULST: 470w x 505d x 920h x 750sh - 5.2kg
MULSTO: 470w x 505d x 920h x 750sh - 5.0kg

190w x 65h Open Back Dimensions:

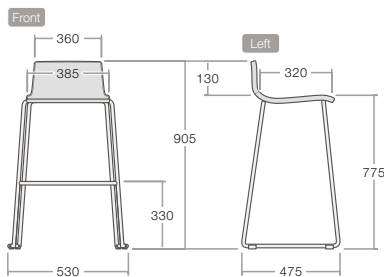


MULSTUP: 470w x 515d x 925h x 770sh - 5.6kg

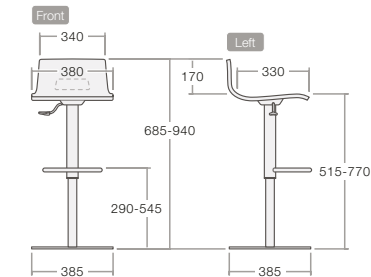


MULSTSB: 530w x 475d x 900h x 755sh - 5.8kg
MULSTSO: 530w x 475d x 900h x 755sh - 5.6kg

190w x 65h Open Back Dimensions:

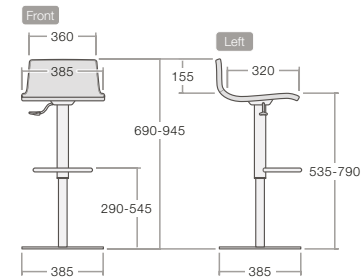


MULSTSBUP: 530w x 475d x 905h x 775sh - 6.2kg



MULSTSW: 385w x 435d x 940h x 770sh
MULSTSWO: 385w x 435d x 940h x 770sh

±255 Seat Height: 190w x 65h Open Back Dimensions:

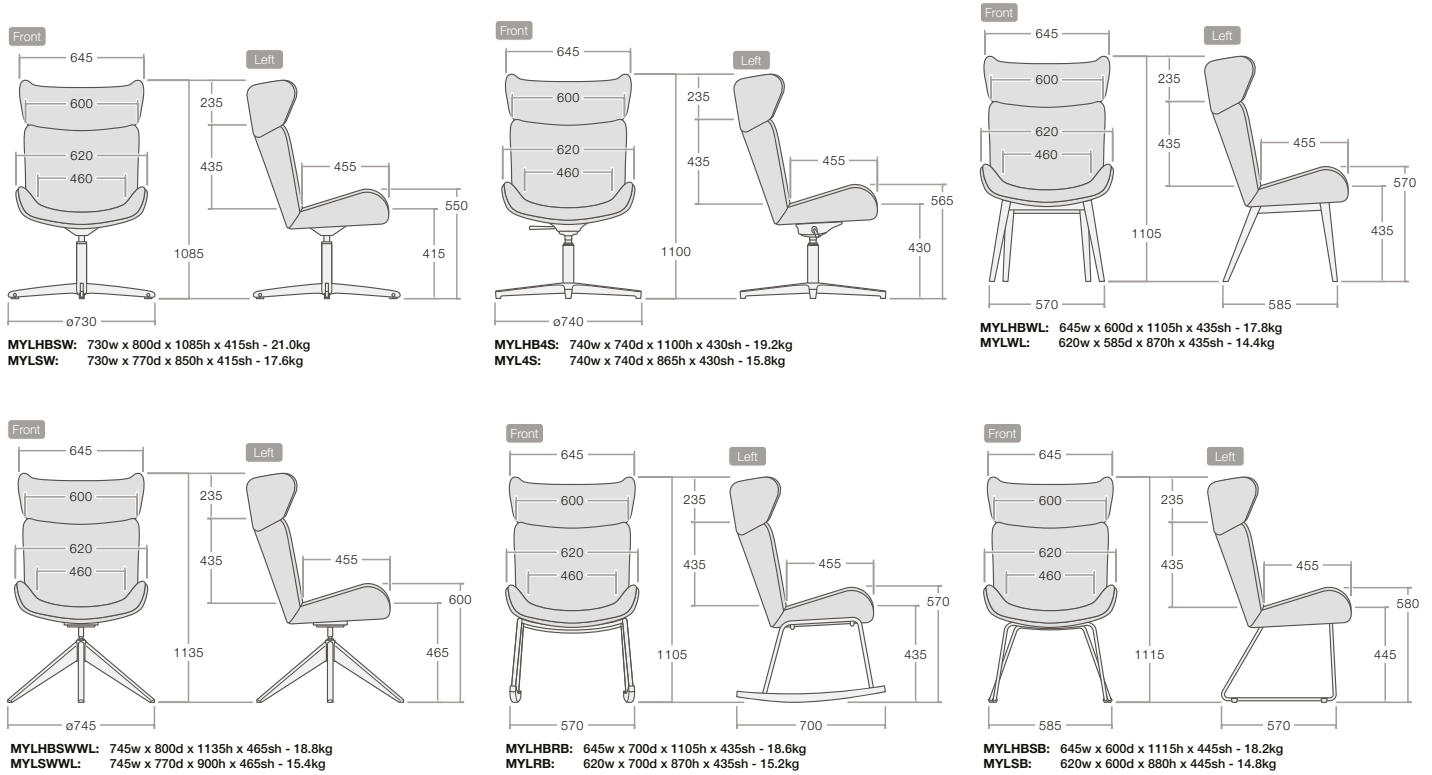


MULSTSWUP: 385w x 445d x 945h x 790sh

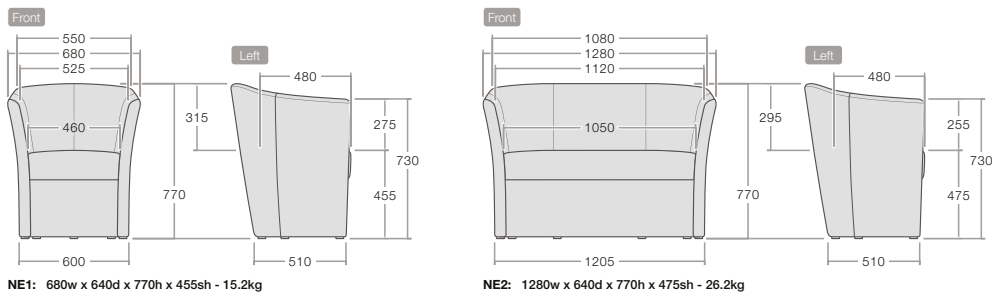
±255 Seat Height:

Technical Information

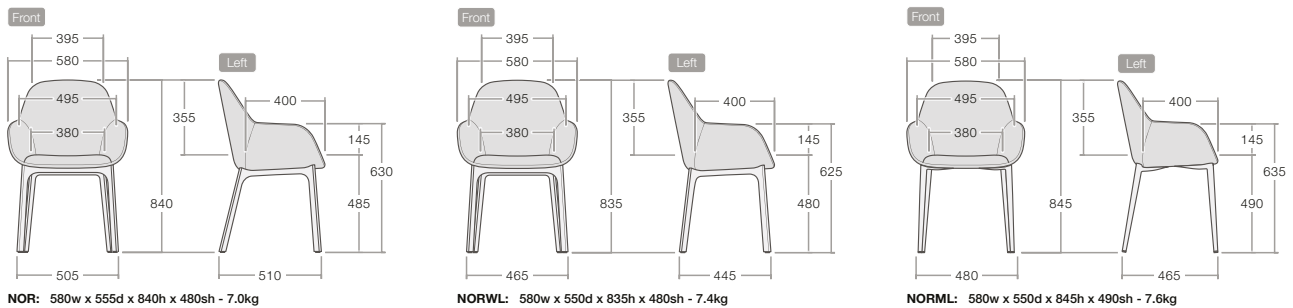
MYLA - Visitor and Lounge Seating



NERO - Soft Seating



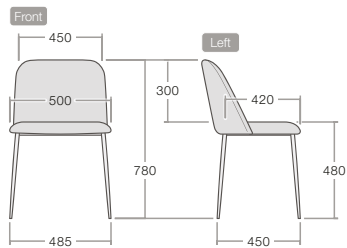
NORDEN - Multi-Purpose Seating



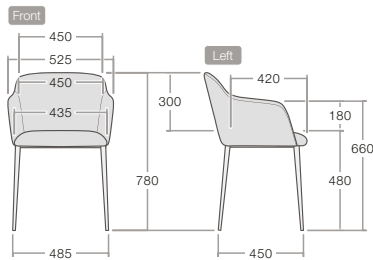
The dimensions illustrated in this document are not to scale. For accurate dimensions of any Elite product, please contact customer services.

Technical Information

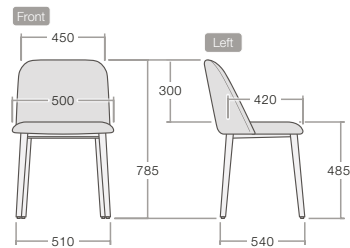
PABLO - Multi-Purpose Seating and Stools



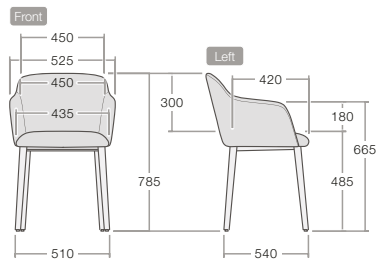
PAB: 500w x 545d x 780h x 480sh - 6.6g



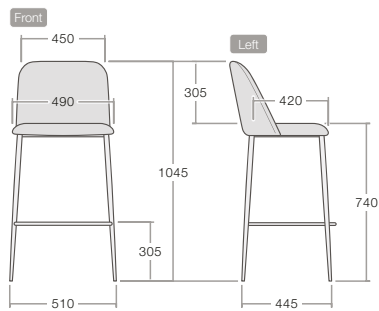
PABA: 525w x 545d x 780h x 480sh - 7.1kg



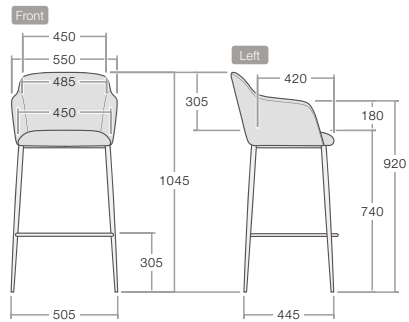
PABWL: 510w x 545d x 785h x 485sh - 6.4g



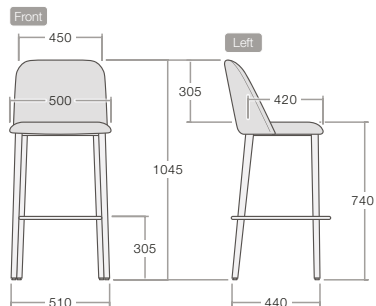
PABWLA: 525w x 545d x 785h x 485sh - 6.9kg



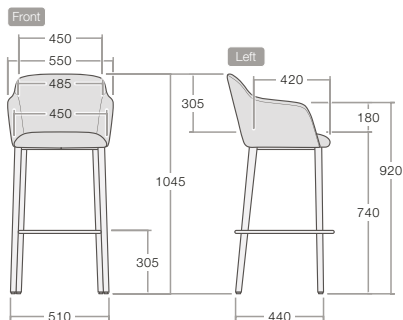
PABST: 510w x 555d x 1045h x 740sh - 8.6g



PABSTA: 550w x 555d x 1045h x 740sh - 9.4kg



PABSTWL: 510w x 555d x 1045h x 740sh



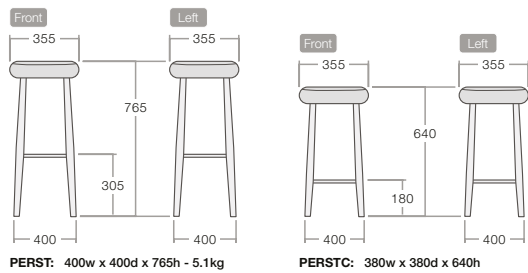
PABSTWLA: 550w x 555d x 1045h x 740sh



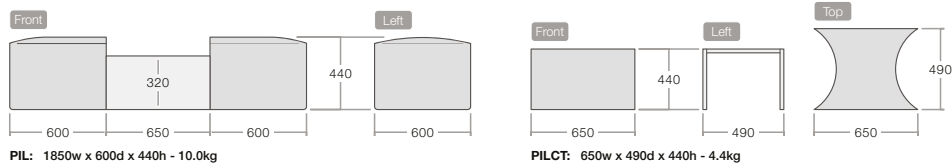
The dimensions illustrated in this document are not to scale. For accurate dimensions of any Elite product, please contact customer services.

Technical Information

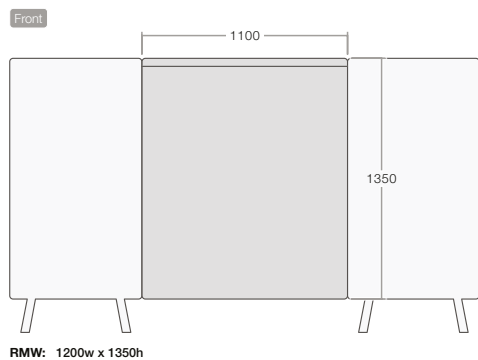
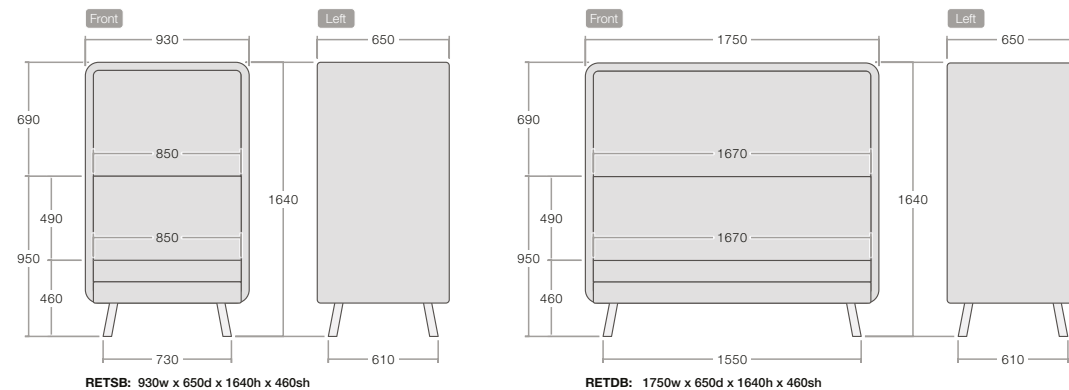
PERCH - Stools



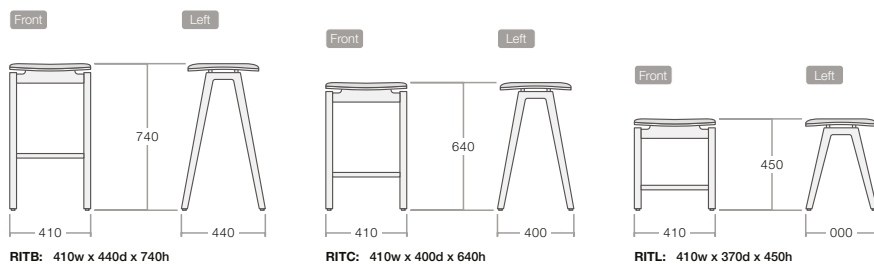
PILL - Modular Seating



RETREAT - Pods and Booths



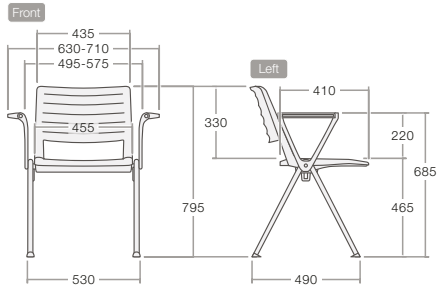
RITZ - Stools



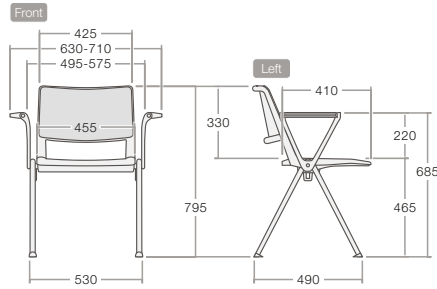
The dimensions illustrated in this document are not to scale. For accurate dimensions of any Elite product, please contact customer services.

Technical Information

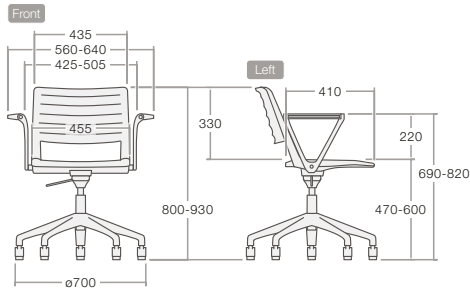
SALTO - Agile and Multi-Purpose Seating



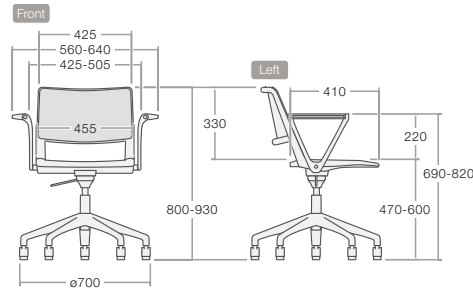
SAL (with PA): 710w x 550d x 795h x 465sh
SALUS (with PA): 710w x 550d x 795h x 485sh
SALUSUB (with PA): 710w x 550d x 795h x 485sh




SALMB (with PA): 710w x 550d x 795h x 465sh
SALMBUS (with PA): 710w x 555d x 795h x 485sh



SALSUW (with PBA): 700w x 700d x 930h x 600sh
SALSUSUB (with PBA): 700w x 700d x 930h x 620sh
SALSUSUB (with PBA): 700w x 700d x 930h x 620sh



SALMBSUW (with PBA): 700w x 700d x 930h x 600sh
SALMBSUW (with PBA): 700w x 700d x 930h x 620sh

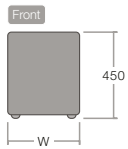


SALBE... (.../2S and .../1S1T): 1020w x 565d x 815h x 485sh
SALBE... (.../3S and .../2S1T): 1600w x 565d x 815h x 485sh
SALBE... (.../4S, .../3S1T and .../2S2T): 2040w x 565d x 815h x 485sh
SALBE... (.../5S, .../4S1T and .../3S2T): 2550w x 565d x 815h x 485sh

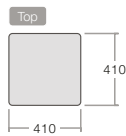
SALBEUS... (.../2S and .../1S1T): 1020w x 565d x 815h x 505sh
SALBEUS... (.../3S and .../2S1T): 1600w x 565d x 815h x 505sh
SALBEUS... (.../4S, .../3S1T and .../2S2T): 2040w x 565d x 815h x 505sh
SALBEUS... (.../5S, .../4S1T and .../3S2T): 2550w x 565d x 815h x 505sh

SALBEUSUB... (.../2S and .../1S1T): 1020w x 565d x 815h x 505sh
SALBEUSUB... (.../3S and .../2S1T): 1600w x 565d x 815h x 505sh
SALBEUSUB... (.../4S, .../3S1T and .../2S2T): 2040w x 565d x 815h x 505sh
SALBEUSUB... (.../5S, .../4S1T and .../3S2T): 2550w x 565d x 815h x 505sh

SEGMENT - Modular Seating



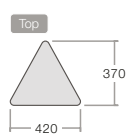
Segment (All variants): 450h



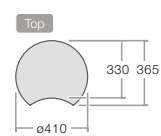
SEGA: 410w x 410d x 450h - 7.6kg



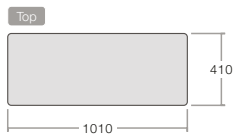
SEGB: 410dia x 450h - 6.4kg



SEGC: 420w x 370d x 450h



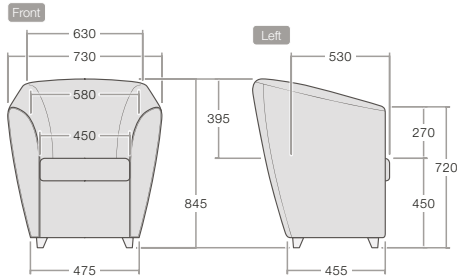
SEGD: 410w x 365d x 450h - 6.4kg



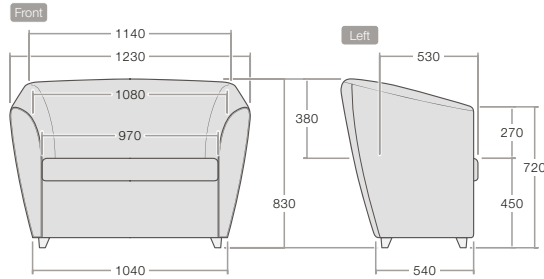
SEGE: 1010w x 1010d x 450h - 14.4kg

Technical Information

SOFIA - Soft Seating

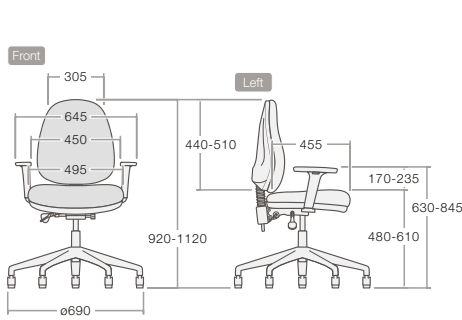


SOF1: 730w x 700d x 845h x 450sh - 16.0kg

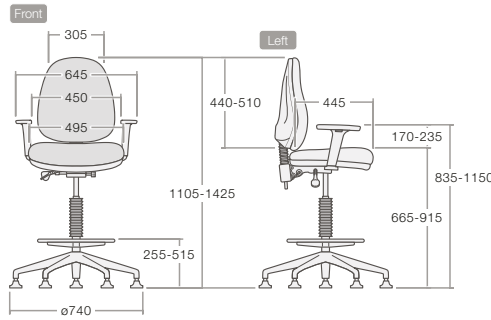


SOF2: 1230w x 700d x 830h x 450sh - 23.6kg

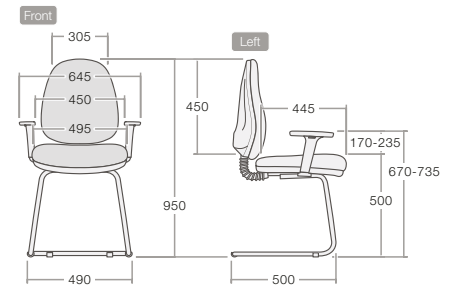
TEAM PLUS - Operator Seating



TEP (with 1D): 690w x 690d x 1165h x 605sh - 10.8kg
 ±70 Back Height: ±130 Seat Height: ±65 Arm Height:

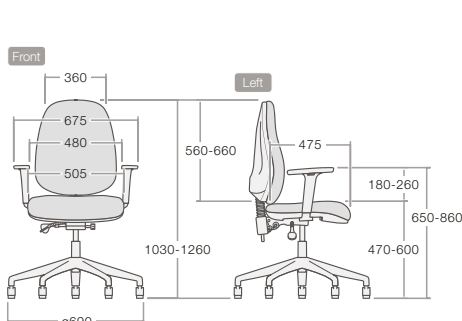


TEPD (with 1D): 740w x 740d x 1420h x 920sh - 12.8kg
 ±70 Back Height: ±250 Seat Height: ±65 Arm Height:
 ±260 Footring Height:

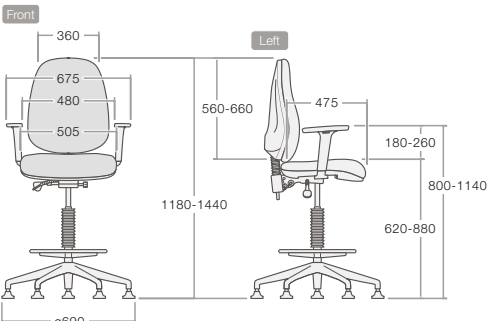


TEPC (with 1D): 645w x 600d x 950h x 500sh - 10.5kg
 ±65 Arm Height:

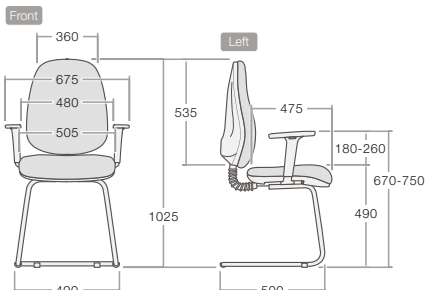
TEAM PLUS GRANDE - Operator Seating



TPG (with 1D): 690w x 690d x 1260h x 600sh - 11.3kg
 ±100 Back Height: ±130 Seat Height: ±80 Arm Height:

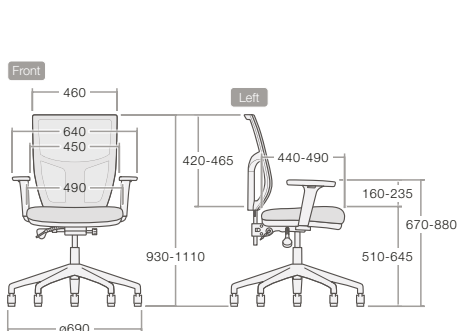


TPGD (with 1D): 690w x 690d x 1440h x 880sh - 16.2kg
 ±100 Back Height: ±260 Seat Height: ±80 Arm Height:

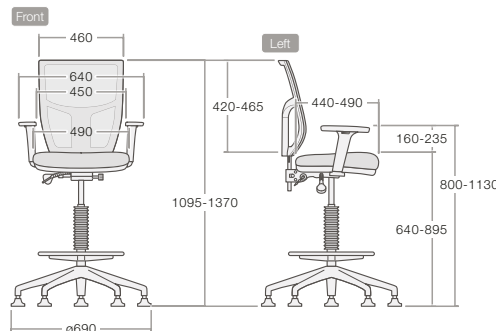


TPGC (with 1D): 675w x 640d x 1025h x 490sh - 10.3kg
 ±110 Arm Height:

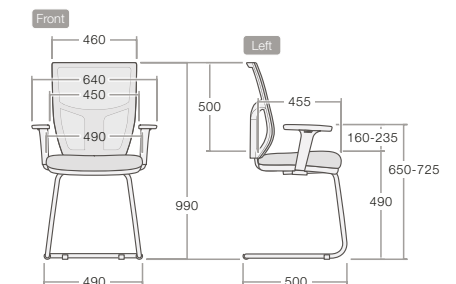
TEAM PLUS MESH - Operator and Meeting Seating



TPM (with 1D): 690w x 690d x 1110h x 645sh - 14.6kg
 ±45 Back Height: ±135 Seat Height: ±75 Arm Height:



TPMD (with 1D): 690w x 690d x 1370h x 895sh - 12.8kg
 ±45 Back Height: ±255 Seat Height: ±75 Arm Height:

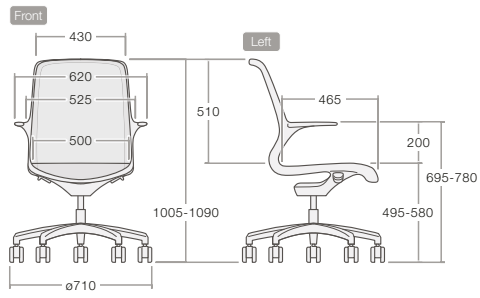


TPMC (with 1D): 640w x 575d x 990h x 490sh - 10.3kg
 ±75 Arm Height:

The dimensions illustrated in this document are not to scale. For accurate dimensions of any Elite product, please contact customer services.

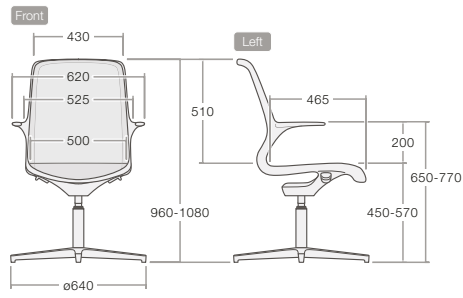
Technical Information

TEMPO - Agile Seating



TEM...: 710w x 710d x 1090h x 580sh - 9.0kg
TEM.../PB: 710w x 710d x 1090h x 580sh - 9.4kg

±85 Seat Height:



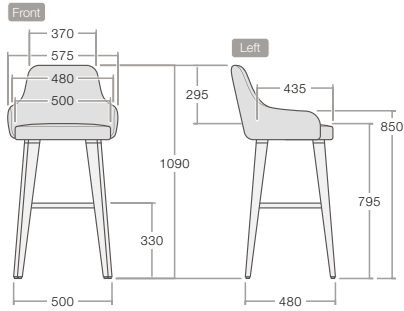
TEM4S...: 640w x 640d x 1080h x 570sh - 9.2kg
TEM4S.../PB: 640w x 640d x 1080h x 570sh - 9.6kg

±120 Seat Height:



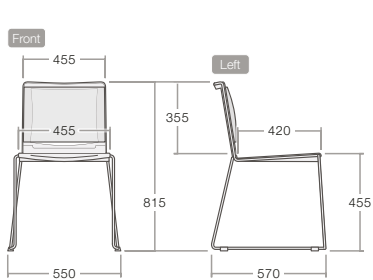
Technical Information

VEGAS - Stools

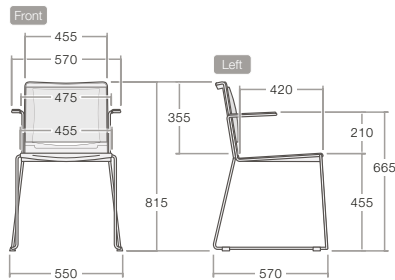


VEGST: 570w x 560d x 1090h x 795sh - 10.6kg

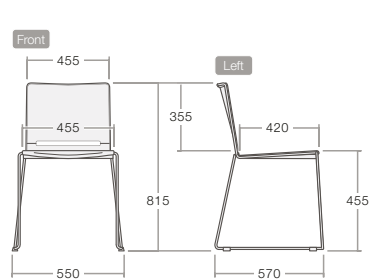
VICE VERSA - Multi-Purpose Seating and Stools



VICM: 550w x 570d x 815h x 455sh - 5.8kg
VICMUS: 550w x 570d x 815h x 465sh - 6.6kg

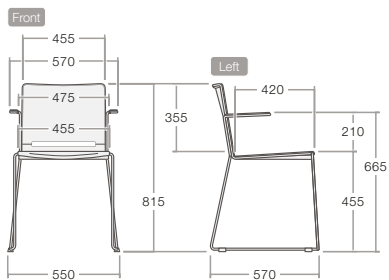


VICMA: 570w x 570d x 815h x 455sh - 7.0kg
VICMAUS: 570w x 570d x 815h x 465sh - 7.8kg



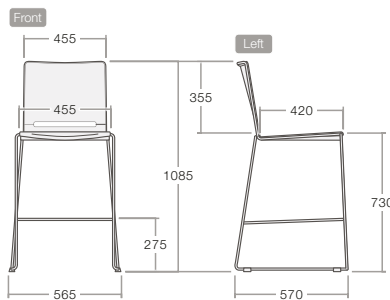
VIC: 550w x 570d x 815h x 455sh - 5.7kg
VICUS: 550w x 570d x 815h x 465sh - 6.9kg
VICUSUB: 550w x 570d x 815h x 465sh - 7.4kg

340w x 30h Open Back Dimensions:



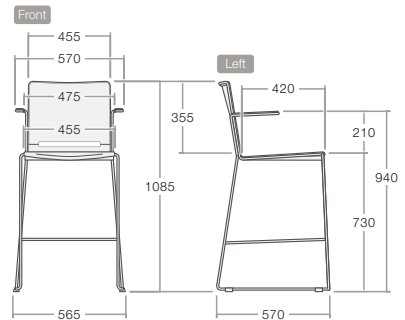
VICA: 570w x 570d x 815h x 455sh - 7.0kg
VICAUS: 570w x 570d x 815h x 465sh - 8.1kg
VICAUSUB: 570w x 570d x 815h x 465sh - 8.6kg

340w x 30h Open Back Dimensions:



VICST: 565w x 605d x 1085h x 730sh - 7.6kg
VICSTUS: 565w x 605d x 1085h x 740sh - 8.7kg
VICSTUSUB: 565w x 605d x 1085h x 740sh - 9.2kg

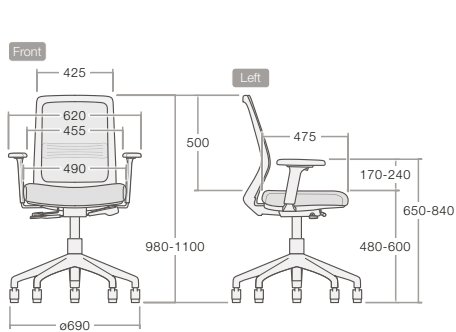
340w x 30h Open Back Dimensions:



VICSTA: 570w x 605d x 1085h x 730sh - 9.1kg
VICSTAUS: 570w x 605d x 1085h x 740sh - 10.2kg
VICSTAUSUB: 570w x 605d x 1085h x 740sh - 10.7kg

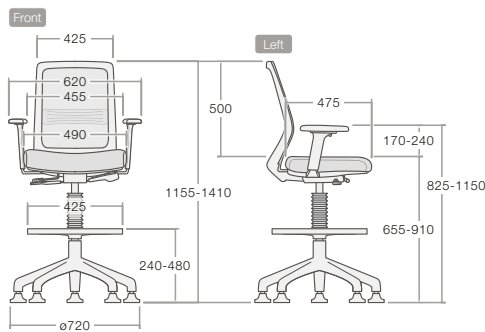
340w x 30h Open Back Dimensions:

VIDA - Task and Meeting Seating



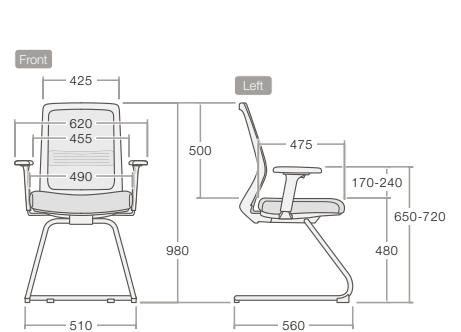
VID (with 1D): 690w x 690d x 1100h x 600sh - 16.6kg

±120 Seat Height: ±70 Arm Height:



VIDD (with 1D): 720w x 720d x 1410h x 910sh - 18.6kg

±255 Seat Height: ±70 Arm Height: ±240 Footring Height:

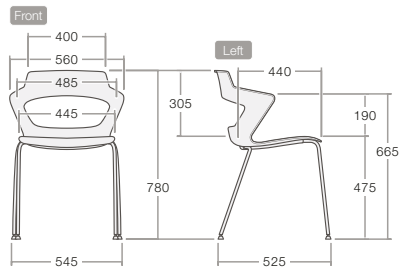


VIDC (with 1D): 620w x 560d x 980h x 480sh - 11.2kg

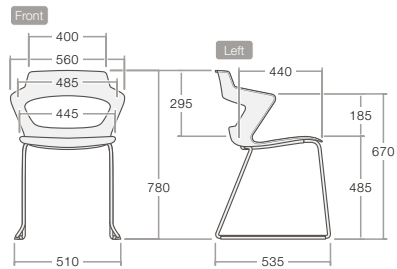
±70 Arm Height:

Technical Information

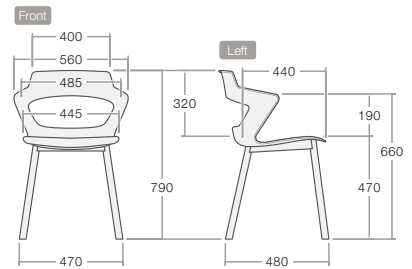
ZEN - Multi-Purpose Seating



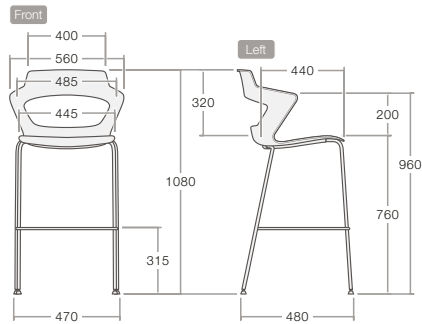
ZEN: 560w x 525d x 780h x 475sh - 4.8kg
ZENUS: 560w x 525d x 780h x 485sh - 5.6kg



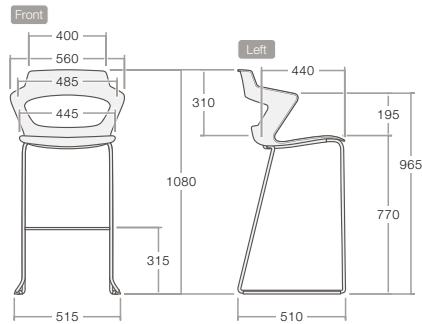
ZENSB: 560w x 555d x 780h x 480sh - 6.6kg
ZENSBUS: 560w x 555d x 780h x 490sh - 7.4kg



ZENWL: 560w x 510d x 790h x 470sh - 5.0kg
ZENWLUS: 560w x 510d x 790h x 480sh - 5.8kg



ZENST: 560w x 530d x 1090h x 760sh - 6.8kg
ZENSTUS: 560w x 530d x 1090h x 770sh - 7.6kg



ZENSTSB: 560w x 520d x 1080h x 770sh - 7.8kg
ZENSTSBUS: 560w x 520d x 1080h x 780sh - 8.6kg



The dimensions illustrated in this document are not to scale. For accurate dimensions of any Elite product, please contact customer services.

Terms and Conditions

INTERPRETATION

- In these Conditions, the following definitions apply:
"Business Day" means a day (other than a Saturday, Sunday or public holiday) when banks in London are open for business;
"Conditions" means the terms and conditions set out in this document as amended from time to time in accordance with clause 52;
"Contract" means the contract between EOF and the Customer for the sale and purchase of the Goods in accordance with these Conditions;
"Customer" means the person or firm who purchases the Goods from EOF;
"EOF" means Elite Office Furniture (UK) Ltd, a company incorporated in England and Wales with company number 03365655;
"Force Majeure Event" means has the meaning given in clause 46;
"Goods" means the goods (or any part of them) set out in the Order;
"Order" means the Customer's order for the Goods, as set out [in the Customer's purchase order form OR overleaf OR in the Customer's written acceptance of the EOF's quotation OR in the Customer's purchase order form, the Customer's written acceptance of EOF's quotation]
"Specials" means any bespoke products manufactured or otherwise supplied by EOF to the Customer's Specification; and
"Specification" means any specification for the Goods agreed between the parties in accordance with clause 9.
- In these Conditions:
 - a person includes a natural person, corporate or unincorporated body (whether or not having separate legal personality);
 - a reference to a party includes its personal representatives, successors or permitted assigns;
 - a reference to a statute or statutory provision is a reference to such statute or provision as amended or re-enacted. A reference to a statute or statutory provision includes any subordinate legislation made under that statute or statutory provision, as amended or re-enacted;
 - any phrase introduced by the terms including, include, in particular or any similar expression shall be construed as illustrative and shall not limit the sense of the words preceding those terms; and
 - a reference to writing or written includes faxes and e-mails.

BASIS OF THE CONTRACT

- These Conditions apply to the Contract to the exclusion of any other terms that the Customer seeks to impose or incorporate, or which are implied by trade, custom, practice or course of dealing. The Order constitutes an offer by the Customer to purchase the Goods in accordance with these Conditions.
- The Order shall only be deemed to be accepted when EOF issues a written acceptance of the Order, at which point the Contract shall come into existence. The Customer is responsible for ensuring that the terms of the Order and any applicable Specification are complete and accurate. The Customer must communicate any errors to EOF's Customer Services Team within 12 hours (and confirmed in writing within 24 hours) and accepts that failure to do will render them liable for potential abortive costs.
- The Contract constitutes the entire agreement between the parties. The Customer acknowledges that it has not relied on any statement, promise or representation made or given by or on behalf of EOF which is not set out in the Contract.
- Any samples, drawings, descriptive matter, or advertising produced by EOF and any descriptions or illustrations contained in EOF's catalogues, brochures and website are produced for the sole purpose of giving an approximate idea of the Goods described in them. They shall not form part of the Contract or have any contractual force.
- A quotation for the Goods given by EOF shall not constitute an offer. A quotation shall only be valid for a period of 30 Business Days from its date of issue.

PRODUCTS

- The Goods are, subject to clause 6, as described in EOF's catalogue as modified by any applicable Specification.
- Requests for Special product(s) must be submitted on the official 'Elite Specials Request Form' which is available via the Elite web site or on request from EOF's Customer Services Department. When submitted the document will be processed by the Elite Specials team and a decision will be made either to accept or reject the request based on its validity and feasibility. It is EOF's aim to return completed forms within 2 – 3 Business Days.
- To the extent that the Goods are to be manufactured in accordance with a Specification supplied by the Customer, the Customer shall indemnify EOF against all liabilities, costs, expenses, damages and losses (including any direct, indirect or consequential losses, loss of profit, loss of reputation and all interest, penalties and legal and other professional costs and expenses) suffered or incurred by EOF in connection with any claim made against EOF for actual or alleged infringement of a third party's intellectual property rights arising out of or in connection with EOF's use of the Specification. This clause 10 shall survive termination of the Contract.

- EOF reserves the right to discontinue the manufacture or supply of the Goods or amend the specification of the Goods without notice:
 - if required by any applicable statutory or regulatory requirements; or
 - in accordance with its policy of continuous product development.

CANCELLATIONS AND VARIATIONS

- It is in EOF's sole discretion, having regard to any agreed delivery dates, when to commence manufacture of the Goods. Cancellations must be communicated to EOF in writing. Cancellations received by EOF:
 - prior to manufacture may, in EOF's sole discretion, be subject to a 25% administration cost (such cost being a genuine pre-estimate of the cost of, amongst other things, the rescheduling of production runs);
 - following commencement of manufacture will be charged in full;
 - in respect of outsourced Goods (i.e. not manufactured by EOF) shall be subject to a 25% administration cost (such cost being a genuine pre-estimate of EOF cancelling its order with any third party supplier), please note that whilst EOF may, but shall be under no obligation so to do, have regard to the stage of production reached when receiving the Customer's notice of cancellation when determining cancellation costs it reserves the right to charge for cancellations in full. Specials shall always be charged in full.
- If the Customer wishes to change anything in the Contract, the request must be made in writing. EOF will inform the Customer whether it is willing to agree to the change and, if so, what will be the impact on the price and delivery date. The Customer must notify EOF in writing within 2 days of receiving EOF's response whether these changes are accepted and if so, the Contract will be deemed to have been varied accordingly. EOF will not proceed with the change until this notice is received. A request to reduce the quantity of Goods ordered will not result in a price reduction unless otherwise agreed in writing by EOF.

DELIVERY

- EOF shall ensure that:
 - each delivery of the Goods is accompanied by a delivery note which shows the date of the Order, all relevant Customer and EOF reference numbers, the type and quantity of the Goods (including the code number of the Goods, where applicable), special storage instructions (if any) and, if the Order is being delivered by instalments, the outstanding balance of Goods remaining to be delivered; and
 - if EOF requires the Customer to return any packaging materials to EOF, that fact is clearly stated on the delivery note. The Customer shall make any such packaging materials available for collection at such times as EOF shall reasonably request. Returns of packaging materials shall be at EOF's expense.
- EOF shall deliver the Goods to the location set out in the Order (one address only) or such other location as the parties may agree ("Delivery Location") at any time after EOF notifies the Customer that the Goods are ready. Delivery requests for alternative addresses will be charged at a minimum amount and must be approved by EOF's Customer Services Team prior to placing the Order. EOF reserves the right to decline any such request.
- Delivery of the Goods shall be completed on the Goods' arrival at the Delivery Location and in the case of ex-works on EOF notifying the Customer that the Goods are ready for collection. All deliveries must be signed for & appropriately dated. Items cannot be signed unchecked, it is the Customer's responsibility to visually check items delivered and investigate items where the packaging is visibly damaged or torn. Deliveries are inclusive of tailboard only where it is the Customer's responsibility to provide free assistance in unloading the vehicle. Once unloaded to the tailboard of the vehicle and handed to the Customer, it is their responsibility from here on. Notification of shortages and/or damages must be made in writing to EOF within 3 days of delivery.
- Any dates quoted for delivery are approximate only, and the time of delivery is not of the essence. EOF shall not be liable for any delay in delivery of the Goods that is caused by a Force Majeure Event or the Customer's failure to provide EOF with adequate delivery instructions or any other instructions that are relevant to the supply of the Goods. EOF deliver on multi-drop vehicles and no guarantee can be made to set timescales. However, if the volume permits a dedicated delivery can be made (subject to additional costs) and an estimated time of delivery can be requested. In such cases EOF will not be liable for financial penalties resulting in late delivery of products.
- EOF shall have no liability for any failure to deliver the Goods to the extent that such failure is caused by a Force Majeure Event or the Customer's failure to provide EOF with adequate delivery instructions or any other instructions that are relevant to the supply of the Goods.

- If the Customer fails to take delivery of the Goods within 3 Business Days of EOF notifying the Customer that the Goods are ready, then, except where such failure or delay is caused by a Force Majeure Event or EOF's failure to comply with its obligations under the Contract:
 - delivery of the Goods shall be deemed to have been completed at 9.00 am on the third Business Day after the day on which EOF notified the Customer that the Goods were ready; and
 - EOF shall store the Goods until delivery takes place, and charge the Customer for all related costs and expenses (including insurance, storage and redelivery).
- If 10 Business Days after the day on which EOF notified the Customer that the Goods were ready for delivery the Customer has not taken delivery of them, EOF may resell or otherwise dispose of part or all of the Goods and, after deducting reasonable storage and selling costs, account to the Customer for any excess over the price of the Goods paid by the Customer or charge the Customer for any shortfall below the price of the Goods.
- EOF may deliver the Goods by instalments, which shall be invoiced and paid for separately. Each instalment shall constitute a separate Contract. Any delay in delivery or defect in an instalment shall not entitle the Customer to cancel any other instalment.

QUALITY/RETURNS

- EOF warrants that on delivery, and for a period of 5 years from the date of delivery ("Warranty Period"), the Goods shall:
 - conform in all material respects with their description and any applicable Specification;
 - be free from material defects in design, material and workmanship; and
 - be of satisfactory quality (within the meaning of the Sale of Goods Act 1979); and
 - be fit for any purpose held out by EOF.
- Subject to clause 24 if:
 - the Customer gives notice in writing to EOF during the Warranty Period within a reasonable time of discovery that some or all of the Goods do not comply with the warranty set out in clause 22;
 - EOF is given a reasonable opportunity of examining such Goods; and
 - the Customer (if asked to do so by EOF) returns such Goods to EOF's place of business at EOF's cost, EOF shall, at its option, repair or replace the defective Goods, or refund the price of the defective Goods in full.
- EOF shall not be liable for the Goods' failure to comply with the warranty set out in clause 22 in any of the following events:
 - the Customer makes any further use of such Goods after giving notice in accordance with clause 22;
 - the defect arises because the Customer failed to follow EOF's oral or written instructions as to the storage, commissioning, installation, use and maintenance of the Goods or (if there are none) good trade practice regarding the same;
 - the defect arises as a result of EOF following any drawing, design or Specification supplied by the Customer;
 - the Customer alters or repairs such Goods without EOF's prior written consent;
 - the defect arises as a result of fair wear and tear, wilful damage, negligence, or abnormal storage or working conditions; or
 - the Goods differ from their description or, as the case may be, the Specification as a result of changes made to ensure they comply with applicable statutory or regulatory requirements.
- Wood veneers vary in grain and colour, EOF do not book match veneers and work with pre-veneered boards limiting the matching of veneers on adjoining surfaces. EOF will not be liable whatsoever for any variation and shall be under no obligation to accept return of Goods where a variation occurs. Veneer is a natural material and variations on pre-veneered board are inevitable. If the Customer requires book matching on veneers a specialist supplier should be identified and appointed.
- Except as provided in clauses 22 to 26 (inclusive), EOF shall have no liability to the Customer in respect of the Goods' failure to comply with the warranty set out in clause 22.
- Except as set out in these Conditions, all warranties, conditions and other terms implied by statute or common law are, to the fullest extent permitted by law, excluded from the Contract.
- These Conditions shall apply to any repaired or replacement Goods supplied by EOF.

Terms and Conditions

TITLE AND RISK

29. The risk in the Goods shall pass to the Customer on completion of delivery.
30. Title to the Goods shall not pass to the Customer until EOF has received payment in full (in cash or cleared funds) for:
- 30.1 the Goods; and
- 30.2 any other goods or services that EOF has supplied to the Customer.
31. Until title to the Goods has passed to the Customer, the Customer shall:
- 31.1 hold the Goods on a fiduciary basis as EOF's bailee;
- 31.2 store the Goods separately from all other goods held by the Customer so that they remain readily identifiable as EOF's property;
- 31.3 not remove, deface or obscure any identifying mark or packaging on or relating to the Goods;
- 31.4 maintain the Goods in satisfactory condition and keep them insured against all risks for their full price from the date of delivery;
- 31.5 notify EOF immediately if it becomes subject to any of the events listed in clause 43; and
- 31.6 give EOF such information relating to the Goods as EOF may require from time to time, but the Customer may resell or use the Goods in the ordinary course of its business.
32. If before title to the Goods passes to the Customer the Customer becomes subject to any of the events listed in clause 43, or EOF reasonably believes that any such event is about to happen and notifies the Customer accordingly, then, provided that the Goods have not been resold, or irrevocably incorporated into another product, and without limiting any other right or remedy EOF may have, EOF may at any time require the Customer to deliver up the Goods and, if the Customer fails to do so promptly, enter any premises of the Customer or of any third party where the Goods are stored in order to recover them.

FINANCIAL - PRICES

33. The price of the Goods shall be the price set out in the Order, or, if no price is quoted, the price set out in EOF's published price list in force as at the date of delivery.
34. EOF may, by giving notice to the Customer at any time before delivery, increase the price of the Goods to reflect any increase in the cost of the Goods that is due to:
- 34.1 any factor beyond EOF's reasonable control (including foreign exchange fluctuations, increases in taxes and duties, and increases in labour, materials and other manufacturing costs);
- 34.2 any request by the Customer to change the delivery date(s), quantities or types of Goods ordered, or the Specification; or
- 34.3 any delay caused by any instructions of the Customer or failure of the Customer to give EOF adequate or accurate information or instructions.
35. The price of the Goods is inclusive of the costs and charges of packaging. (Export product will be subject to additional charges, please contact the Elite Customer Services for prices).
36. The price of the Goods is exclusive of amounts in respect of value added tax ("VAT"). The Customer shall, on receipt of a valid VAT invoice from EOF, pay to EOF such additional amounts in respect of VAT as are chargeable on the supply of the Goods.

FINANCIAL - PAYMENT

37. EOF requires 2 bank references for new account applications and reserves the right to change its financial requirements as and when it deems it appropriate.
38. EOF may invoice the Customer for the Goods on or at any time after the completion of delivery.
39. The Customer shall pay the invoice in full and in cleared funds by the end of the month following the month the invoice was dated. Time of payment is of the essence.
40. If the Customer fails to make any payment due to EOF under the Contract by the due date for payment ("due date"), then the Customer shall pay interest on the overdue amount at the rate of 2.5% per annum above [HSBC]'s base rate from time to time. Such interest shall accrue on a daily basis from the due date until the date of actual payment of the overdue amount, whether before or after judgment. The Customer shall pay the interest together with the overdue amount. EOF reserves the right to charge interest on any overdue payment in accordance with the Late Payment of Commercial Debts (Interest) Act 1998. The Customer shall be liable for all reasonable costs (including legal and court costs) associated with the collection of overdue accounts.

41. The Customer shall pay all amounts due under the Contract in full without any deduction or withholding except as required by law and the Customer shall not be entitled to assert any credit, set-off or counterclaim against EOF in order to justify withholding payment of any such amount in whole or in part. EOF may at any time, without limiting any other rights or remedies it may have, set off any amount owing to it by the Customer against any amount payable by EOF to the Customer.

CUSTOMER'S INSOLVENCY OR INCAPACITY

42. If the Customer becomes subject to any of the events listed in clause 43, or EOF reasonably believes that the Customer is about to become subject to any of them and notifies the Customer accordingly, then, without limiting any other right or remedy available to EOF, EOF may cancel or suspend all further deliveries under the Contract or under any other contract between the Customer and EOF without incurring any liability to the Customer, and all outstanding sums in respect of Goods delivered to the Customer shall become immediately due.
43. For the purposes of clause 42, the relevant events are:
- 43.1 the Customer suspends, or threatens to suspend, payment of its debts, or is unable to pay its debts as they fall due or admits inability to pay its debts, or (being a company) is deemed unable to pay its debts within the meaning of section 123 of the Insolvency Act 1986, or (being an individual) is deemed either unable to pay its debts or as having no reasonable prospect of so doing, in either case, within the meaning of section 268 of the Insolvency Act 1986, or (being a partnership) has any partner to whom any of the foregoing apply;
- 43.2 the Customer commences negotiations with all or any class of its creditors with a view to rescheduling any of its debts, or makes a proposal for or enters into any compromise or arrangement with its creditors other than (where the Customer is a company) where these events take place for the sole purpose of a scheme for a solvent amalgamation of the Customer with one or more other companies or the solvent reconstruction of the Customer;
- 43.3 (being a company) a petition is filed, a notice is given, a resolution is passed, or an order is made, for or in connection with the winding up of the Customer, other than for the sole purpose of a scheme for a solvent amalgamation of the Customer with one or more other companies or the solvent reconstruction of the Customer;
- 43.4 (being an individual) the Customer is the subject of a bankruptcy petition or order;
- 43.5 a creditor or encumbrancer of the Customer attaches or takes possession of, or a distress, execution, sequestration or other such process is levied or enforced on or sued against, the whole or any part of its assets and such attachment or process is not discharged within 14 days;
- 43.6 (being a company) an application is made to court, or an order is made, for the appointment of an administrator or if a notice of intention to appoint an administrator is given or if an administrator is appointed over the Customer;
- 43.7 (being a company) a floating charge holder over the Customer's assets has become entitled to appoint or has appointed an administrative receiver;
- 43.8 a person becomes entitled to appoint a receiver over the Customer's assets or a receiver is appointed over the Customer's assets;
- 43.9 any event occurs, or proceeding is taken, with respect to the Customer in any jurisdiction to which it is subject that has an effect equivalent or similar to any of the events mentioned in clause 43.1 to clause 43.8 (inclusive);
- 43.10 the Customer suspends, threatens to suspend, ceases or threatens to cease to carry on all or substantially the whole of its business;
- 43.11 the Customer's financial position deteriorates to such an extent that in EOF's opinion the Customer's capability to adequately fulfil its obligations under the Contract has been placed in jeopardy; and
- 43.12 (being an individual) the Customer dies or, by reason of illness or incapacity (whether mental or physical), is incapable of managing his or her own affairs or becomes a patient under any mental health legislation.
- 43.13 Termination of the Contract, however arising, shall not affect any of the parties' rights and remedies that have accrued as at termination. Clauses which expressly or by implication survive termination of the Contract shall continue in full force and effect.

LIMITATION OF LIABILITY

44. Nothing in these Conditions shall limit or exclude EOF's liability for:
- 44.1 death or personal injury caused by its negligence, or the negligence of its employees, agents or subcontractors (as applicable);
- 44.2 fraud or fraudulent misrepresentation;

- 44.3 breach of the terms implied by section 12 of the Sale of Goods Act 1979;
- 44.4 defective products under the Consumer Protection Act 1987; or
- 44.5 any matter in respect of which it would be unlawful for the EOF to exclude or restrict liability.

45. Subject to clause 44:

- 45.1 EOF shall under no circumstances whatever be liable to the Customer, whether in contract, tort (including negligence), breach of statutory duty, or otherwise, for any loss of profit, or any indirect or consequential loss arising under or in connection with the Contract; and
- 45.2 EOF's total liability to the Customer in respect of all other losses arising under or in connection with the Contract, whether in contract, tort (including negligence), breach of statutory duty, or otherwise, shall in no circumstances exceed the price of the Goods.

FORCE MAJEURE

46. EOF shall not be liable for any failure or delay in performing its obligations under the Contract to the extent that such failure or delay is caused by a Force Majeure Event. A Force Majeure Event means any event beyond a party's reasonable control, which by its nature could not have been foreseen, or, if it could have been foreseen, was unavoidable, including strikes, lock-outs or other industrial disputes (whether involving its own workforce or a third party's), failure of energy sources or transport network, acts of God, war, terrorism, riot, civil commotion, interference by civil or military authorities, national or international calamity, armed conflict, malicious damage, breakdown of plant or machinery, nuclear, chemical or biological contamination, sonic boom, explosions, collapse of building structures, fires, floods, storms, earthquakes, loss at sea, epidemics or similar events, natural disasters or extreme adverse weather conditions, or default of suppliers or subcontractors. If the event of force majeure continues for a continuous period in excess of 43 months, the Customer shall be entitled to give notice in writing to EOF to terminate the Contract.

GENERAL

47. EOF may at any time assign, transfer, charge, subcontract or deal in any other manner with all or any of its rights or obligations under the Contract.
48. The Customer may not assign, transfer, charge, subcontract or deal in any other manner with all or any of its rights or obligations under the Contract without EOF's prior written consent.
49. Any notice or other communication given to a party under or in connection with the Contract shall be in writing, addressed to that party at its registered office (if it is a company) or its principal place of business (in any other case) or such other address as that party may have specified to the other party in writing in accordance with this clause, and shall be delivered personally, sent by pre-paid first class post, recorded delivery, commercial courier, fax or e-mail.
50. A notice or other communication shall be deemed to have been received: if delivered personally, when left at the address referred to in clause 49; if sent by pre-paid first class post or recorded delivery, at 9.00 am on the second Business Day after posting; if delivered by commercial courier, on the date and at the time that the courier's delivery receipt is signed; or, if sent by fax or e-mail, one Business Day after transmission.
51. The provisions of clauses 49 and 50 shall not apply to the service of any proceedings or other documents in any legal action.
52. If any court or competent authority finds that any provision of the Contract (or part of any provision) is invalid, illegal or unenforceable, that provision or part-provision shall, to the extent required, be deemed to be deleted, and the validity and enforceability of the other provisions of the Contract shall not be affected.
53. If any invalid, unenforceable or illegal provision of the Contract would be valid, enforceable and legal if some part of it were deleted, the provision shall apply with the minimum modification necessary to make it legal, valid and enforceable.
54. A waiver of any right or remedy under the Contract is only effective if given in writing and shall not be deemed a waiver of any subsequent breach or default. No failure or delay by a party to exercise any right or remedy provided under the Contract or by law shall constitute a waiver of that or any other right or remedy, nor shall it preclude or restrict the further exercise of that or any other right or remedy. No single or partial exercise of such right or remedy shall preclude or restrict the further exercise of that or any other right or remedy.
55. A person who is not a party to the Contract shall not have any rights under or in connection with it.
56. Except as set out in these Conditions, any variation to the Contract, including the introduction of any additional terms and conditions, shall only be binding when agreed in writing and signed by EOF.
57. The Contract, and any dispute or claim arising out of or in connection with it or its subject matter or formation (including non-contractual disputes or claims), shall be governed by, and construed in accordance with, English law, and the parties irrevocably submit to the exclusive jurisdiction of the courts of England and Wales.

ELITE OFFICE FURNITURE UK LIMITED

Goole Office, Showroom & Factory

Elite Road
Goole
East Yorkshire
DN14 8BF
United Kingdom

Tel. +44 (0)1405 746000

Email. sales@elite-furniture.co.uk
www.elite-furniture.co.uk

London Office and Showroom

81-87 St John Street
Clerkenwell
London
EC1M 4NQ
United Kingdom

Tel. +44 (0)20 7490 4909

Email. londonshowroom@elite-furniture.co.uk